

### Applications for Minor Works

For applications for small-scale works of a minor nature a lesser amount of information may be required within a Heritage Statement to understand the impact of the proposed works on the significance of a heritage asset. Examples where a reduced amount of information is required could include the erection of a satellite dish on a Listed Building or within a Conservation Area; the replacement of windows or doors on a non-Listed Building within a Conservation Area; or the replacement of a modern fireplace with a more traditional design in a Listed Building.

In these cases applicants may prefer to submit a Heritage Statement in a table format that incorporates the following headings:

<b>What is significant about the heritage asset?</b>	<b>What works are proposed?</b>	<b>What impact do the works have on the part of the heritage asset affected?</b>	<b>How has the impact of the proposals been minimised?</b>
<p>The property is a stone built terraced cottage, over 200 years old. It is in a prominent village location, kerbside and street facing to the A170 which runs through the heart of the village (Thornton le Dale)</p>	<p>Replacement of the existing wood framed, storm design double glazed windows at the property with flush fitting Heritage conservation style UPVC windows, cream in colour, complete with external beading in the same design as the existing wood windows.</p>	<p>Replacement of the current windows will enhance the visual appearance of both the property and the immediate area. There will also be benefits in terms of energy efficiency as the current windows are in a poor state of repair due to rotting frames and several of the individual double glazed units are blown allowing condensation to form in between the panes.</p>	<p>Replacement of the windows will be undertaken over 1 to 2 days maximum. The UPVC windows will be in keeping with the current design, style of property and indeed the conservation area itself.</p>

Please note that it is the applicant's responsibility to submit sufficient information with their application to understand the impact of the proposals on the significance of any heritage assets affected. If you are in any doubt about the extent of information that is required and to avoid delays in validating your application please contact the relevant Officers to discuss this prior to submission.

*continued overleaf.*



## Solutions for Planners and Homeowners in Conservation Areas

### Replicate 19th Century Timber Window Designs With Modern Features And Benefits

The design brief for Residence 9 was to extract the key principles, shapes and dimensions from the Article 4 Conservation Area guidelines for windows, and integrate market leading technology into the design using virtually maintenance free materials. Residence 9 is thermally and acoustically brilliant. It features the latest security, maintenance and performance innovations, whilst appearing traditional. Your windows and doors won't warp, swell, flake or need sanding and painting.

### Authenticity & Energy Efficiency

Residence 9 has 9 chambers and is 100mm wide, resulting in superior thermal, acoustic, strength and security performance. It achieves a certified window energy A+ rating and accommodates the most thermally and acoustically efficient 44mm triple glazing and 28mm double glazing. Attaining U-values of 0.8 with triple glazing, PassivHaus Standard, and 1.2 with double glazing far surpassing the British Building Regulation requirements. All of this contributes to lower energy bills, keeping you cosy in the winter and cool in the summer.

---



What is a Conservation Area?

|



LOCKEY  
COTTAGE



Forest  
Cottage







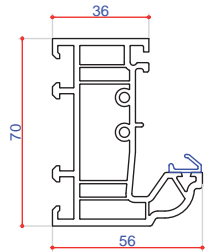


# WINDOWS

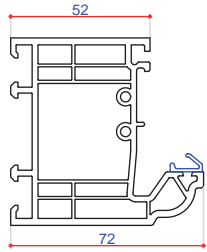
# HERITAGE

## COLLECTION

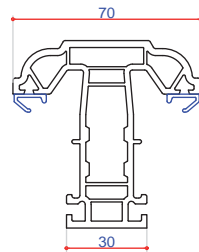
# DOORS



**701531 (P10531)**  
56mm Outer Frame



**701532 (P10532)**  
72mm Outer Frame



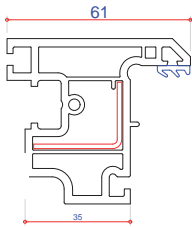
**702533 (P10533)**  
70mm T Transom



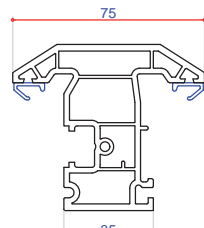
**707431 (P10431)**  
28mm Glazing Bead  
(For Rebated Option)



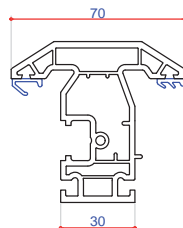
**707432 (P10432)**  
28mm Glazing Bead  
(For Flush Option)



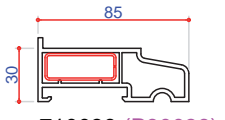
**703810 (P10527)**  
Flush Sash



**703508 (P10508)**  
Internally Beaded Sash

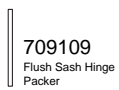


**703514 (P10514)**  
Internally Beaded Sash/Transom  
(Dummy Transom for Rebated Sash)



**710039 (P90039)**  
85mm Cill End Cap

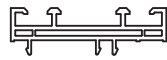
709137 (M00137)



**709109**  
Flush Sash Hinge Packer



**112380**  
Bead Groove Infill  
(Black/White)



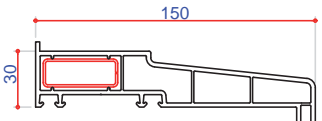
**714068 (P01068)**  
15mm Frame Ext



**BDR1**  
MAX Claw

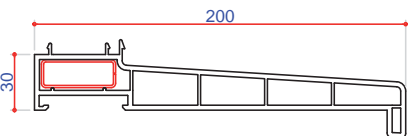


**709218 (M00218)**  
Security Claw Receiver



**110103** 150mm Cill End Caps 109006

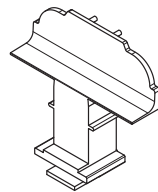
Straight Coupler 109010



**710044 (P01044)** 200mm Cill End Caps 709033 (M00033)



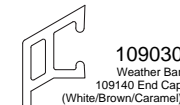
**104395**  
French Mullion Adapter



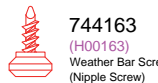
**109040**  
French Mullion End Cap  
For use with 702533 only  
(White/Brown/Caramel)



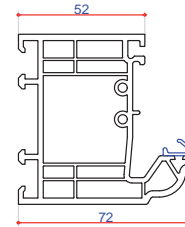
**109029**  
Run Up Block



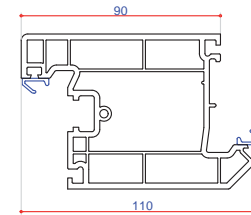
**109030**  
Weather Bar  
109140 End Cap  
(White/Brown/Caramel)



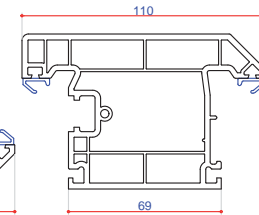
**744163 (H00163)**  
Weather Bar Screw  
(Nipple Screw)



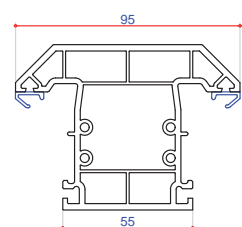
**701532 (P10532)**  
72mm Outer Frame



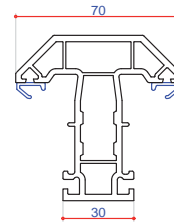
**705510 (P10510)**  
Door Sash - Open In



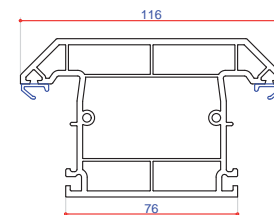
**705511 (P10511)**  
Door Sash - Open Out



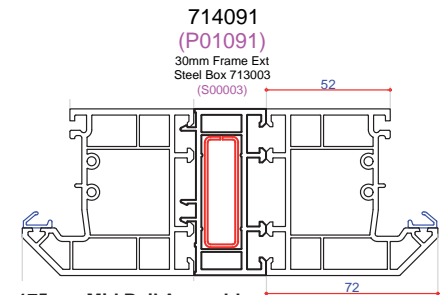
**702504 (P10504)**  
95mm T Transom



**702503 (P10503)**  
70mm T Transom



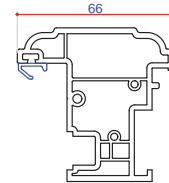
**702505 (P10505)**  
116mm Midrail



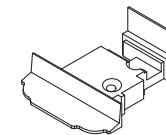
**175mm Mid Rail Assembly**

**714091 (P01091)**  
30mm Frame Ext  
Steel Box 713003  
(S00003)

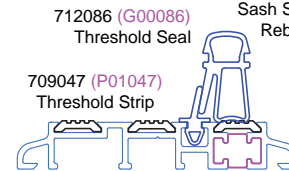
**701502 (P10502)**  
72mm Outer Frame



**702612 (P10612)**  
French Overlap



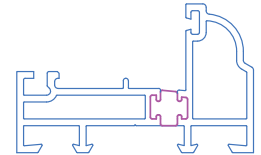
**709211 (M00211)**  
French Overlap End Cap  
to suit 702612 (P10612)



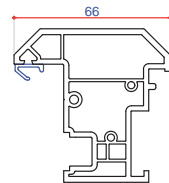
**712086 (G00086)**  
Threshold Seal

**709047 (P01047)**  
Threshold Strip

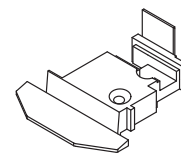
**712087 (G00087)**  
Sash Seal Rebate



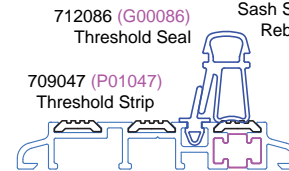
**704333 (A00333)**  
French Door Low Threshold



**705807 (P10512)**  
French Overlap  
Steel Box 713135 (S41135)



**709231 (M00231)**  
French Overlap End Cap  
to suit 705807 (P10512)



**704289 (A00289)**  
Part M Low Threshold




**744769 (H01769)**  
Door Security  
Claw & Keep



**707431 (P10431)**  
28mm Glazing Bead

KEY:



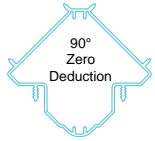
**DO NOT SCALE** the drawings shown are visual representations only. John Fredericks Plastics has the right to alter the designs, specifications and descriptions without prior notice as part of our policy of continuous development and improvements.

# ANCILLARIES

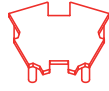
# HERITAGE

COLLECTION

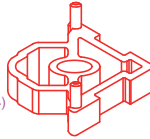
116063  
90° Bay Post



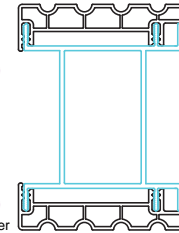
744550  
(H01550)  
Head Plate for 116064



744714  
(H01714)  
Base Plate for 704304 (A00304)



704807  
(A00301)  
Conservatory Coupling

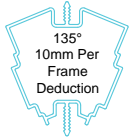


716323  
(P10323)  
Plain Cover



709232  
(M00232)  
Weather Bar End Cap

116064  
135° Bay Post



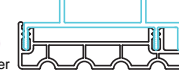
744551  
(H01551)  
Head Plate for 116065



744715  
(H01715)  
Head Plate for 704304 (A00304)



709161  
(P10161)  
Sculptured Cover

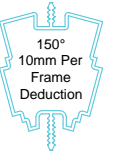


716324  
(P10324)  
Sculptured Cover



709317  
(P10317)  
Weather Bar

116065  
150° Bay Post




744544  
(H01544)  
Base Plate for 116064



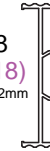
744716  
(H01716)  
Base Plate for 704309 (A00309)



744319 (H00319) 150mm Metal Fixing Lug



716318  
(P10318)  
Sculptured 2mm H Coupler

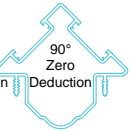


104474  
6mm Aluminium Coupler

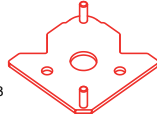


706074  
Rustique Mechanical Joint Plug

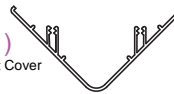
704304  
(A00304)  
90° Bay Post Coupling Nut Option



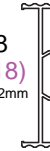
744783  
Head/Base Plate for 116063



709321  
(P10321)  
90° Plain Post Cover



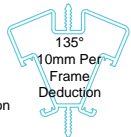
716318  
(P10318)  
Sculptured 2mm H Coupler



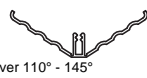
709126  
(P10126)  
Sculptured PVC Cover



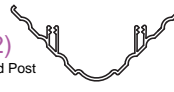
704309  
(A00309)  
135° Bay Post Coupling Nut Option



709168  
(P10168)  
Sculptured Post Cover 110° - 145°



709162  
(P10162)  
90° Sculptured Post Cover



709815  
(M00208)  
Door Rider Block



709250  
(M00250)  
24, 28, 32mm Glazing Packer



709216  
(M00216)  
24, 28, 32mm Flexi Corner Wedge

744549  
(H01549)  
Head Plate for 704801

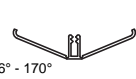


744556  
(H01556)  
Transfer Stud



Used in conjunction with head/base plates for load bearing applications.

709165  
(P10165)  
Plain Post Cover 146° - 170°



709207  
(M00207)  
Casement Rider Block



709164 (P10164)  
Post Cover Small 110° - 145°



709166  
(P10166)  
150° Sculptured Post Cover



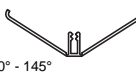
709225  
(M00225)  
Part M Threshold Adapter



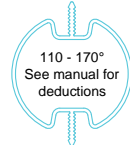
709163 (P10163)  
Post Cover Small 146° - 170°



709167  
(P10167)  
Plain Post Cover 110° - 145°



704801  
(A00201)  
Variable Bay Pole



744557  
(H01557)  
Load Transfer Base Plate



709168  
(P10168)  
Sculptured Post Cover 110° - 145°



**DO NOT SCALE** the drawings shown are visual representations only. John Fredericks Plastics has the right to alter the designs, specifications and descriptions without prior notice as part of our policy of continuous development and improvements.

KEY:

- PVC Profile
- Gasket
- Steel
- Aluminium