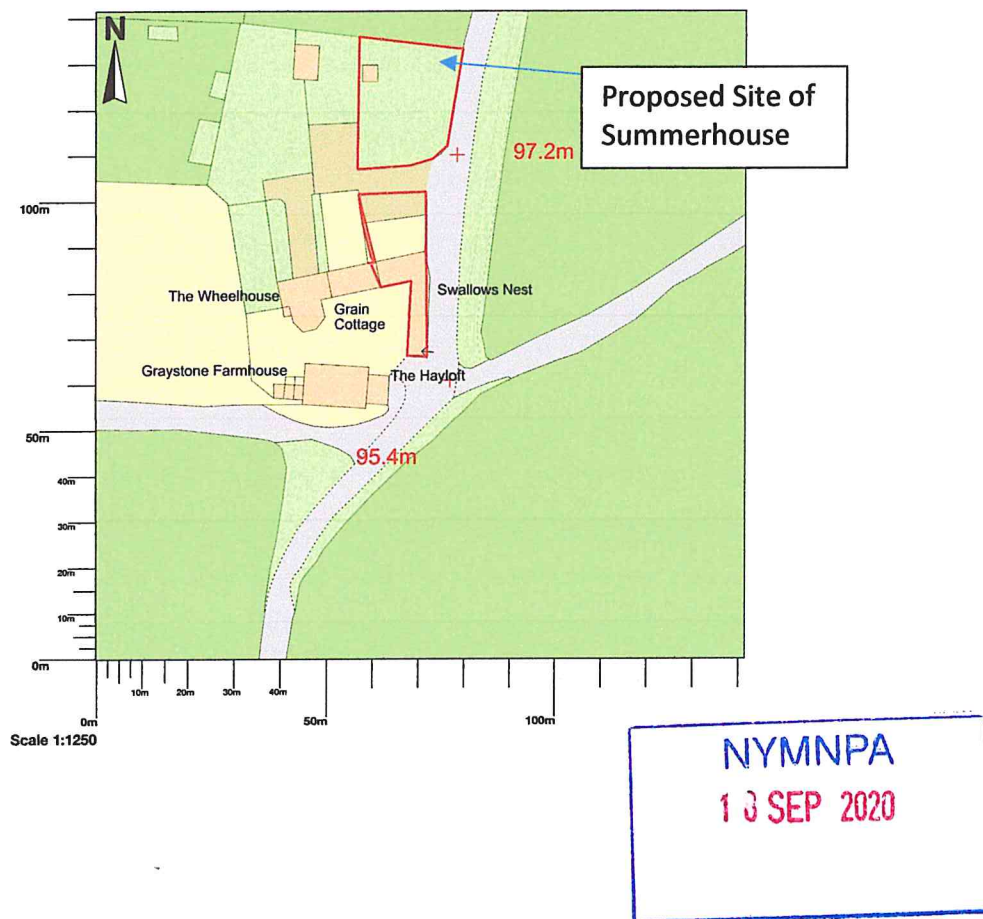



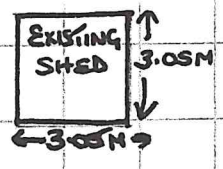
Swallows Nest Cottage, Newholm, Whitby, YO21 3QR



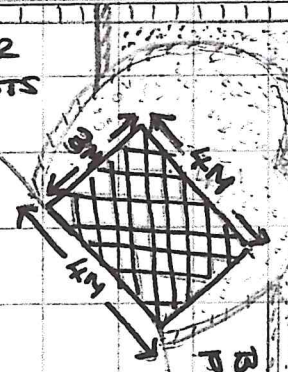
PLAN OF SUMMERHOUSE SITE



21.95 M



BORDER PLANTS



BORDER PLANTS

CLIFF LANE

A17A

27.43 M

SWALLONS
NEST
GARDEN

Newho Village

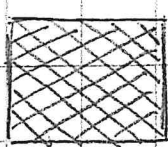
NYMNPA
13 SEP 2020

SCALE

SCALE (1:200)

25 mm = 5000 mm (5M)

KEY: 1



PROPOSED
= SUMMERHOUSE
4 M X 3 M X 2.4



= GRAVEL AREA



= HEDGEROW



= DRYSTONE WALL