

Location Plan

Scale 1:2500

Ordnance Survey Licence No. 100002562

b h d partnership

Airv Hill Manor Whitby North Yorkshire UK YO21 1OB

- DO NOT SCALE from this drawing. Only figured dimensions are to be taken from this drawing.
- The Contractor must verify all dimensions on site before commencing any work or shop drawings.
- The Contractor must report any discrepancies before commencing work. If this drawing exceeds the quantities taken in any way, the Technician is to be informed before work is initiated.
- Work within The Construction (Design and Management) Regulations 2015 is not to start until a Health & Safety Plan has been produced. This drawing is Copyright and must not be reproduced without consent of BHD Partnership Ltd

REV	DATE	BY	AMENDMENT	CHKD	APVD
B	02.09.20	MK	Boundary line revised	TH	
A	25.06.19	RB	First issue	TH	

CLIENT:
Mr David Pattinson

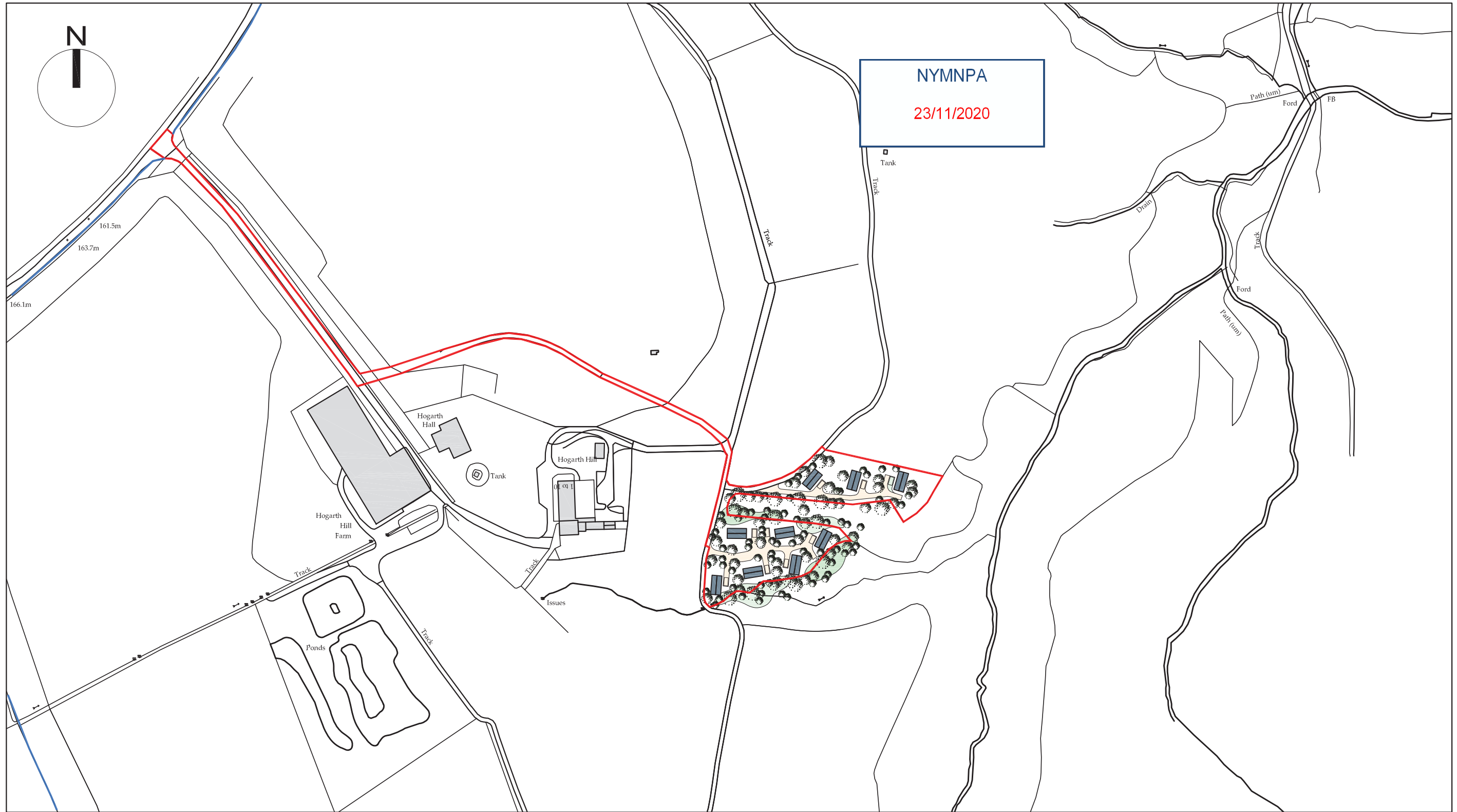
PROJECT:
Hogarth Hill Farm
Boggle Hole, Fylingdales

A3 | DRN: R. Braithwaite | DATE: 25.06.19
SCALE: As shown @ A3 | ISSUE: Preliminary

DRAWING TITLE:
Existing Location Plan

DRAWING NR:
D11585-01

REV:
B



Location Plan

Scale 1:2500

Ordnance Survey Licence No. 100002562

b h d partnership

Airy Hill Manor, Whitby, North Yorkshire, UK, YO21 1QB.

- DO NOT SCALE from this drawing. Only figured dimensions are to be taken from this drawing.
- The Contractor must verify all dimensions on site before commencing any work or shop drawings.
- The Contractor must report any discrepancies before commencing work. If this drawing exceeds the quantities taken in any way, the Technician is to be informed before work is initiated.
- Work within The Construction (Design and Management) Regulations 2015 is not to start until a Health & Safety Plan has been produced. This drawing is Copyright and must not be reproduced without consent of BHD Partnership Ltd

REV	DATE	BY	AMENDMENT	CHKD	APVD
B	02.09.20	MK	Boundary line revised	TH	
A	25.06.19	RB	First issue	TH	

CLIENT:
Mr David Pattinson

PROJECT:
Hogarth Hill Farm
Boggle Hole, Fylingdales

A3 | DRN: R. Braithwaite | DATE: 25.06.19
SCALE: As shown @ A3 | ISSUE: Preliminary

DRAWING TITLE:

Proposed Location Plan
Option C, 9 Cabins

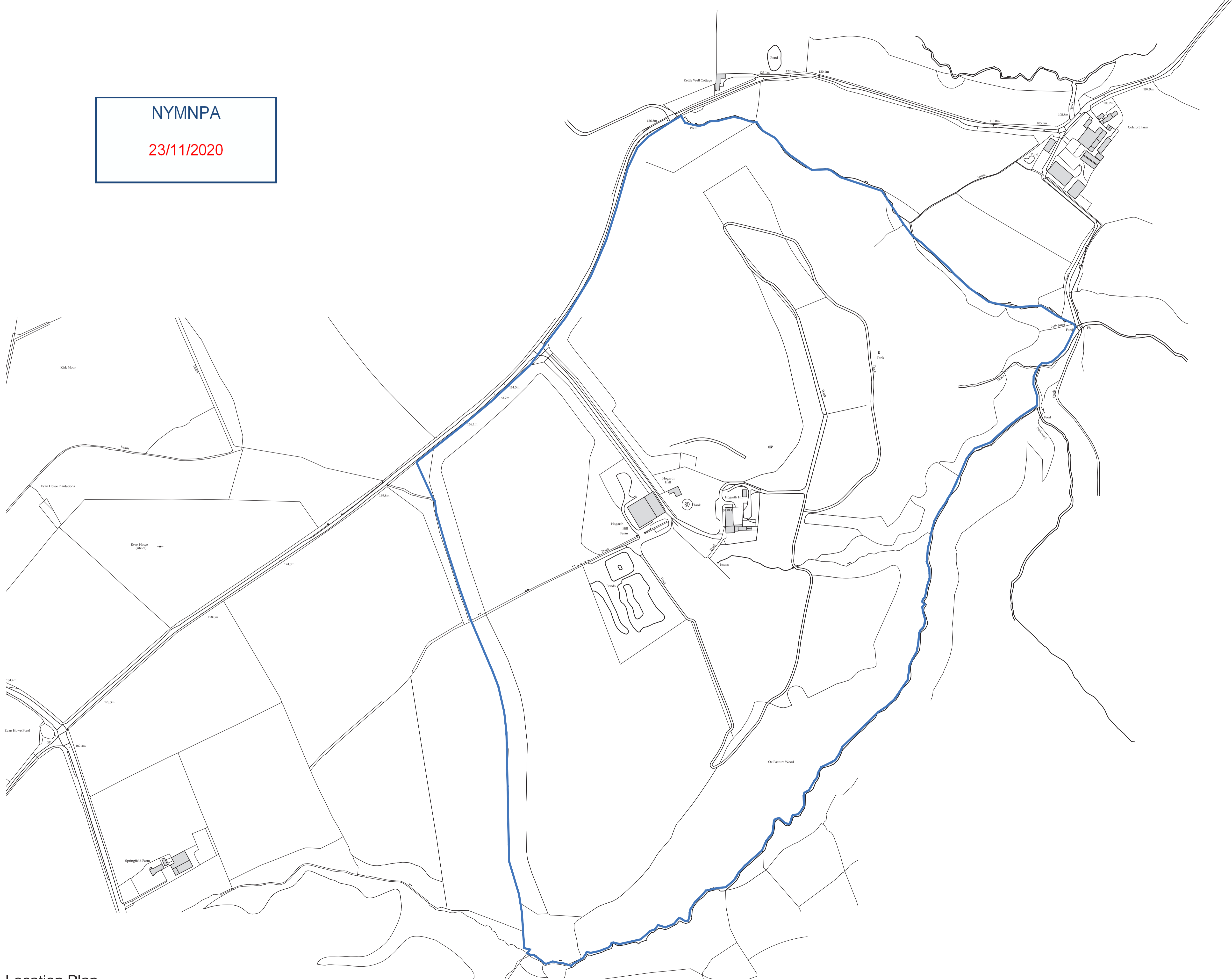
DRAWING NR:
D11585-07

REV:
B



Do not scale from this drawing, only figured dimensions are to be taken from this drawing.
 The contractor must verify all dimensions on site before commencing any work or shop drawings.
 The contractor must report any discrepancies before commencing work. If this drawing exceeds the quantities taken in any way, the technician is to be informed before work is initiated.
 Work within the construction (design and management) regulations 2015 is not to start until a health & safety plan has been produced. This drawing is copyright and must not be reproduced without consent of BHD Partnership Ltd.
CDM Regulations
 Contractor must not start without 'Pre Construction Information' from Principle Designer. If unsure contact BHD.
 Contractor must agree the 'Principle Contractor' roll with the client prior to commencement of the works.
 Ensure if required under CDM2015 regulations that the project is notified to the HSE.

NYMNP
23/11/2020



Location Plan
 Scale 1:2500

Ordnance Survey Licence No. 100002562

A	21/04/20	CE	First issue
---	----------	----	-------------

REV	DATE	BY	AMENDMENT
-----	------	----	-----------

bhd
partnership
Architecture + Engineering

Airy Hill Manor, Waterstead Lane,
 Whitby, N. Yorks. YO21 1QB.

CLIENT: **Mr David Pattinson**

PROJECT: **Hogarth Hill Farm
 Boggle Hole, Fylingdales**

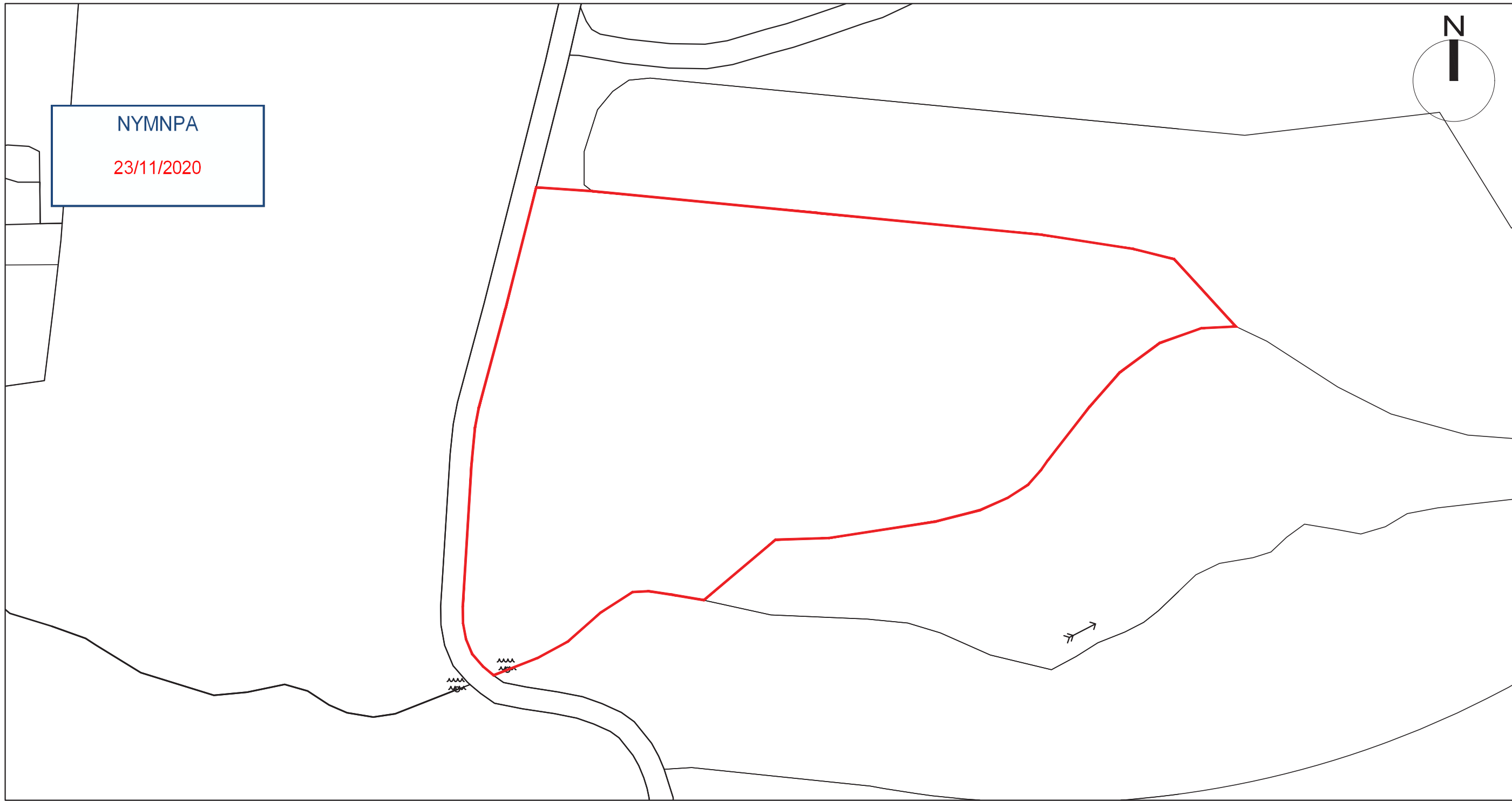
Drawing: **Location Plan
 Scale 1:2500 @A1
 Land owned**

DRAWING STATUS: **Preliminary**

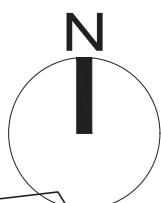
DRAWN:	C Eynon	CHECKED:	TH
--------	---------	----------	----

SCALE @ SIZE:	As shown @ A1	DATE:	21/04/20
---------------	---------------	-------	----------

DRAWING No:	D11585-10	REV:	A
-------------	-----------	------	---



NYMNP
23/11/2020



Block Plan
Scale 1:500

Ordnance Survey Licence No. 10002562

b h d partnership
Airy Hill Manor, Whitby, North Yorkshire, UK, YO21 1QB.

- DO NOT SCALE from this drawing. Only figured dimensions are to be taken from this drawing.
- The Contractor must verify all dimensions on site before commencing any work or shop drawings.
- The Contractor must report any discrepancies before commencing work. If this drawing exceeds the quantities taken in any way, the Technician is to be informed before work is initiated.
- Work within The Construction (Design and Management) Regulations 2015 is not to start until a Health & Safety Plan has been produced. This drawing is Copyright and must not be reproduced without consent of BHD Partnership Ltd

REV	DATE	BY	AMENDMENT	CHKD	APVD
A	25.06.19	RB	First issue	TH	

CLIENT: Mr David Pattinson		
PROJECT: Hogarth Hill Farm Boggle Hole, Fylingdales		
A3	DRN: R. Braithwaite	DATE: 25.06.19
SCALE: As shown @ A3 ISSUE: Preliminary		

DRAWING TITLE: Existing Block Plan	
DRAWING NR: D11585-02	REV: A



Hardstanding

Proposed Cabins

Passing area

Twin track with grass between

Block Plan

Scale 1:500

Ordnance Survey Licence No. 100002562

b h d partnership

Airy Hill Manor, Whitby, North Yorkshire, UK, YO21 1QB.

- DO NOT SCALE from this drawing. Only figured dimensions are to be taken from this drawing.
- The Contractor must verify all dimensions on site before commencing any work or shop drawings.
- The Contractor must report any discrepancies before commencing work. If this drawing exceeds the quantities taken in any way, the Technician is to be informed before work is initiated.
- Work within The Construction (Design and Management) Regulations 2015 is not to start until a Health & Safety Plan has been produced. This drawing is Copyright and must not be reproduced without consent of BHD Partnership Ltd

REV	DATE	BY	AMENDMENT	CHKD	APVD
B	02.09.20	MK	Boundary line revised	TH	
A	25.06.19	RB	First issue	TH	

CLIENT:
Mr David Pattinson

PROJECT:
Hogarth Hill Farm
Boggle Hole, Fylingdales


A3 | DRN: R. Braithwaite | DATE: 25.06.19
SCALE: As shown @ A3 | ISSUE: Preliminary

DRAWING TITLE:
Proposed Block Plan
Option C, 9 Cabins

DRAWING NR:
D11585-08

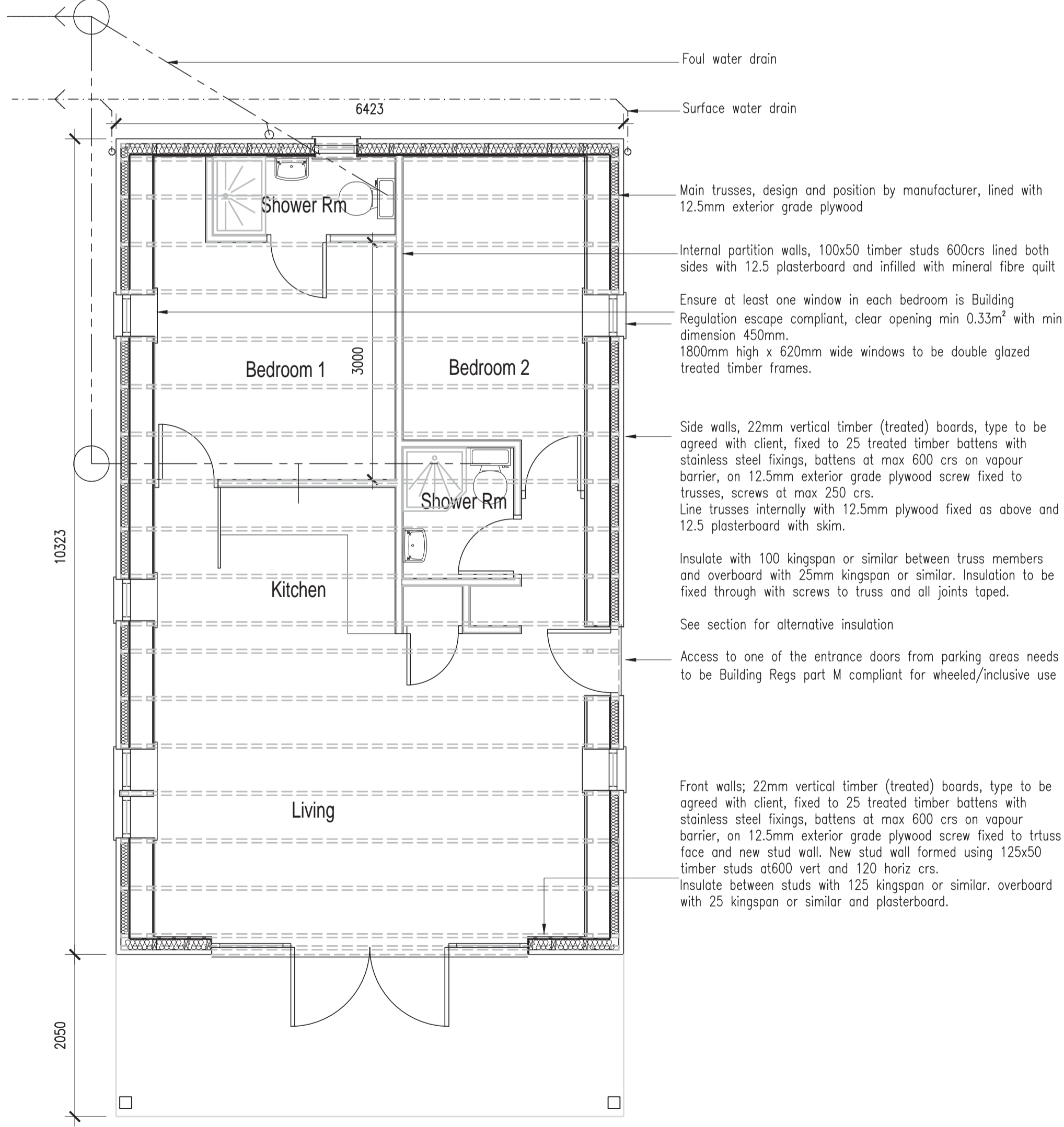
REV:
B

Do not scale from this drawing, only figured dimensions are to be taken from this drawing. The contractor must verify all dimensions on site before commencing any work or shop drawings. The contractor must report any discrepancies before commencing work. If this drawing exceeds the quantities taken in any way, the technician is to be informed before work is initiated. Work within the construction (design and management) regulations 2015 is not to start until a health & safety plan has been produced. This drawing is copyright and must not be reproduced without consent of BHD Partnership Ltd. [CDM Regulations](#) Contractor must not start without 'Pre Construction Information' from Principle Designer. If unsure contact BHD. Contractor must agree the 'Principle Contractor' roll with the client prior to commencement of the works. Ensure if required under CDM2015 regulations that the project is notified to the HSE.

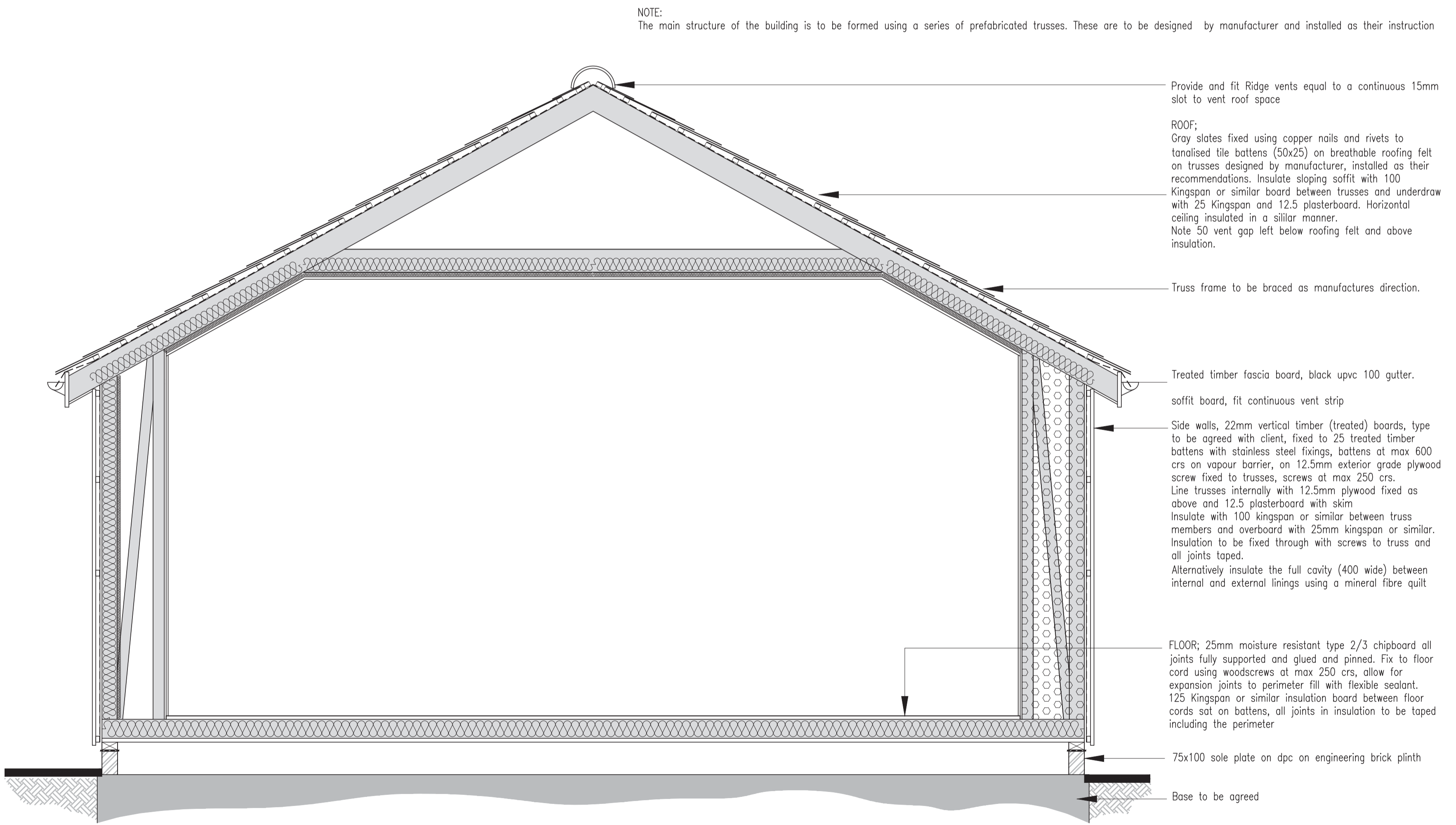


Elevations
Scale 1:100

NYMNPA
23/11/2020



Floor plan
Scale 1:50



Section
Scale 1:20

NOTE:
The main structure of the building is to be formed using a series of prefabricated trusses. These are to be designed by manufacturer and installed as their instruction

- Provide and fit Ridge vents equal to a continuous 15mm slot to vent roof space
- ROOF:
Gray slates fixed using copper nails and rivets to tanalised tile battens (50x25) on breathable roofing felt on trusses designed by manufacturer, installed as their recommendations. Insulate sloping soffit with 100 Kingspan or similar board between trusses and underdraw with 25 Kingspan and 12.5 plasterboard. Horizontal ceiling insulated in a sillar manner. Note 50 vent gap left below roofing felt and above insulation.
- Truss frame to be braced as manufactures direction.
- Treated timber fascia board, black upvc 100 gutter.
soffit board, fit continuous vent strip
- Side walls, 22mm vertical timber (treated) boards, type to be agreed with client, fixed to 25 treated timber battens with stainless steel fixings, battens at max 600 crs on vapour barrier, on 12.5mm exterior grade plywood screw fixed to trusses, screws at max 250 crs.
Line trusses internally with 12.5mm plywood fixed as above and 12.5 plasterboard with skim
Insulate with 100 kingspan or similar between truss members and overboard with 25mm kingspan or similar. Insulation to be fixed through with screws to truss and all joints taped.
Alternatively insulate the full cavity (400 wide) between internal and external linings using a mineral fibre quilt
- FLOOR: 25mm moisture resistant type 2/3 chipboard all joints fully supported and glued and pinned. Fix to floor cord using woodscrews at max 250 crs, allow for expansion joints to perimeter fill with flexible sealant. 125 Kingspan or similar insulation board between floor cords sat on battens, all joints in insulation to be taped including the perimeter
- 75x100 sole plate on dpc on engineering brick plinth
- Base to be agreed

A	27.06.19	RB	First issue
REV	DATE	BY	AMENDMENT

bhd
partnership
Architecture + Engineering

Airy Hill Manor, Waterstead Lane,
Whitby, N. Yorks. YO21 1QB.

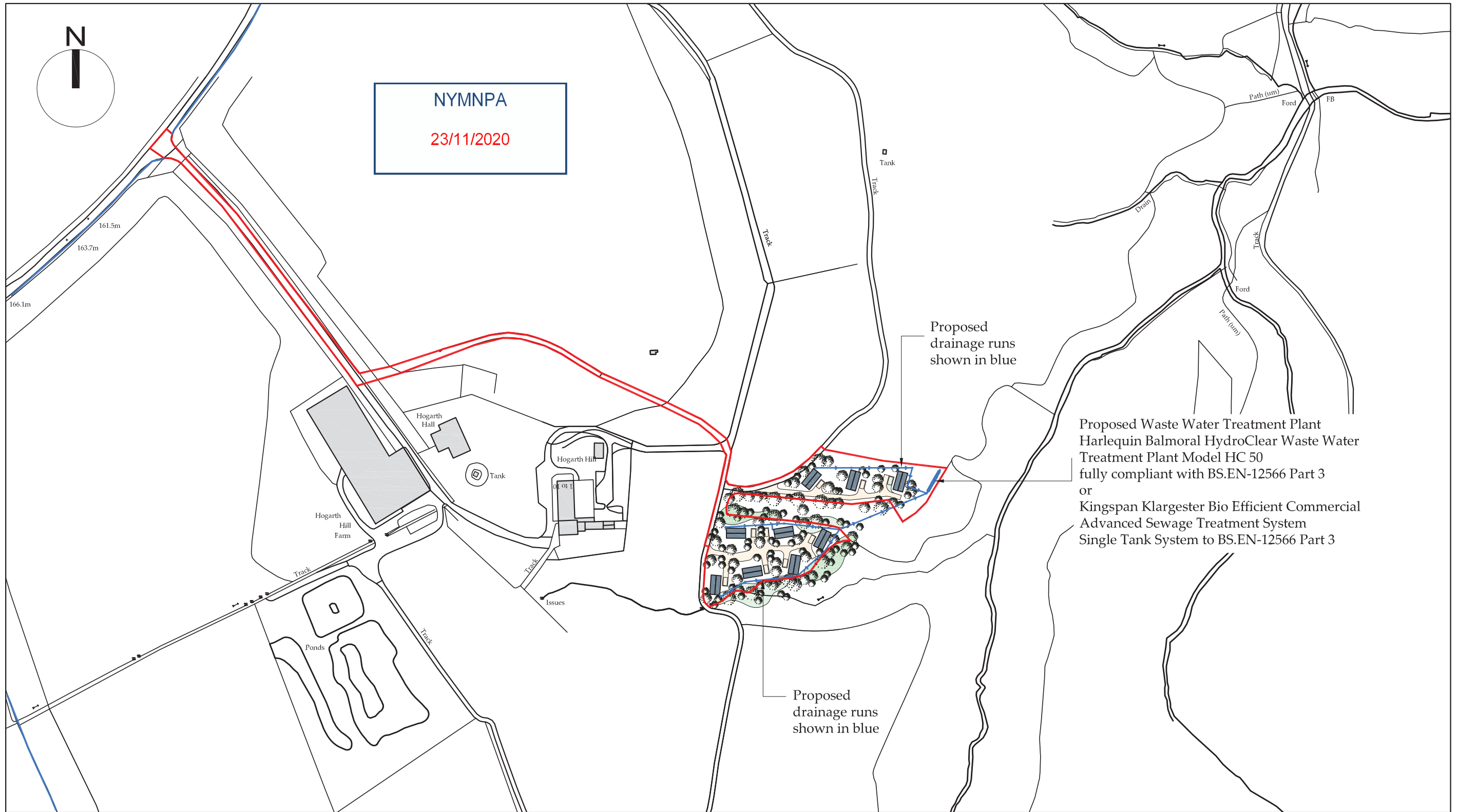
CLIENT: Mr David Pattinson

PROJECT: Hogarth Hill Farm
Boggle Hole, Fylingdales

Drawing: Proposed Cabin
Floor Plan, Elevations
and Section

DRAWING STATUS: Preliminary

DRAWN: R. Braithwaite	CHECKED: TH
SCALE @ SIZE: As shown @ A1	DATE: 27.06.19
DRAWING No: D11585-09A	REV: A



Proposed Waste Water Treatment Plant
 Harlequin Balmoral HydroClear Waste Water
 Treatment Plant Model HC 50
 fully compliant with BS.EN-12566 Part 3
 or
 Kingspan Klargester Bio Efficient Commercial
 Advanced Sewage Treatment System
 Single Tank System to BS.EN-12566 Part 3

Proposed
 drainage runs
 shown in blue

Proposed
 drainage runs
 shown in blue

Location Plan

Scale 1:2500

Ordnance Survey Licence No. 10002562

b h d partnership

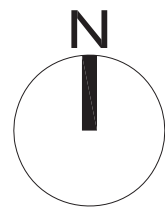
Airy Hill Manor, Whitby, North Yorkshire, UK, YO21 1QB.

- DO NOT SCALE from this drawing. Only figured dimensions are to be taken from this drawing.
- The Contractor must verify all dimensions on site before commencing any work or shop drawings.
- The Contractor must report any discrepancies before commencing work. If this drawing exceeds the quantities taken in any way, the Technician is to be informed before work is initiated.
- Work within The Construction (Design and Management) Regulations 2015 is not to start until a Health & Safety Plan has been produced. This drawing is Copyright and must not be reproduced without consent of BHD Partnership Ltd

REV	DATE	BY	AMENDMENT	CHKD	APVD
A	20.11.20	MK	First issue	TH	

CLIENT: Mr David Pattinson		
PROJECT: Hogarth Hill Farm Boggle Hole, Fylingdales		
A3	DRN: R. Braithwaite	DATE: 25.06.19
SCALE: 1:2500 @ A3		ISSUE: Preliminary

DRAWING TITLE: Proposed Location Plan for Waste Water Treatment Plant	
DRAWING NR: D11585-13	REV: A



NYMNPA

23/11/2020



Proposed drainage runs shown in blue

T3
T2
T1

Harlequin Balmoral HydroClear Waste Water Treatment Plant (3no. tanks linked together)
T1 - 5680mm long x 1400mm wide x 2635 mm high;
T2 - 4500mm long x 1400mm wide x 2635mm high;
T3 3400mm long x 1250mm x 2635mm high)

Hardstanding
Proposed Cabins
Passing area
Twin track with grass between

Proposed Waste Water Treatment Plant
Harlequin Balmoral HydroClear Waste Water Treatment Plant Model HC 50 fully compliant with BS.EN-12566 Part 3 or Kingspan Klargestor Bio Efficient Commercial Advanced Sewage Treatment System Single Tank System to BS.EN-12566 Part 3

Proposed drainage runs shown in blue

Block Plan

Scale 1:500

Ordnance Survey Licence No. 100002562

b h d partnership

Airy Hill Manor, Whitby, North Yorkshire, UK, YO21 1QB.

- DO NOT SCALE from this drawing. Only figured dimensions are to be taken from this drawing.
- The Contractor must verify all dimensions on site before commencing any work or shop drawings.
- The Contractor must report any discrepancies before commencing work. If this drawing exceeds the quantities taken in any way, the Technician is to be informed before work is initiated.
- Work within The Construction (Design and Management) Regulations 2015 is not to start until a Health & Safety Plan has been produced. This drawing is Copyright and must not be reproduced without consent of BHD Partnership Ltd

REV	DATE	BY	AMENDMENT	CHKD	APVD
A	20.11.20	MK	First issue	TH	

CLIENT: Mr David Pattinson		
PROJECT: Hogarth Hill Farm Boggle Hole, Fylingdales		
A3	DRN: R. Braithwaite	DATE: 25.06.19
SCALE: 1:500 @ A3		ISSUE: Preliminary

DRAWING TITLE: Proposed Block Plan for Waste Water Treatment Plant	
DRAWING NR: D11585-14	REV: A