
From: Daniel Maw
Sent: 26 February 2021 16:25
To: Kelsey Blain
Subject: Fwd: Section drawing northfield granary Suffield
Attachments: Scan21012021.pdf

Hi sectional drawing attached for the double doors and window to scale as requested. I will resend the CAD drawings sent at the start and photos again of our current doors and Windows, which national parks previously told us we had to have, which are exactly the same as the ones getting fitted.... from the photos they should really be able to see what is being installed.

Thank you

Christine

Sent from my iPhone

Begin forwarded message:


From: Eddie Preston Building & Joinery Ltd
Date: 21 January 2021 at 12:49:20 GMT
To:
Subject: Section drawing

Sent from eddie Preston

NYMNP

26/02/2021

AMENDED



From: Christine Maw
Sent: 26 February 2021 16:28
To: Kelsey Blain
Subject: Fwd: original CAD drawings

CAD drawings as sent at the start-same joiner, I know these are not to the scale you wanted but when used alongside the scale drawings a photos being sent should be sufficient.

Thank you

Sent from my iPhone

Begin forwarded message:

From: Doreen Kay
Date: 26 February 2021 at 16:26:43 GMT
To: Christine

Kay's Country Store

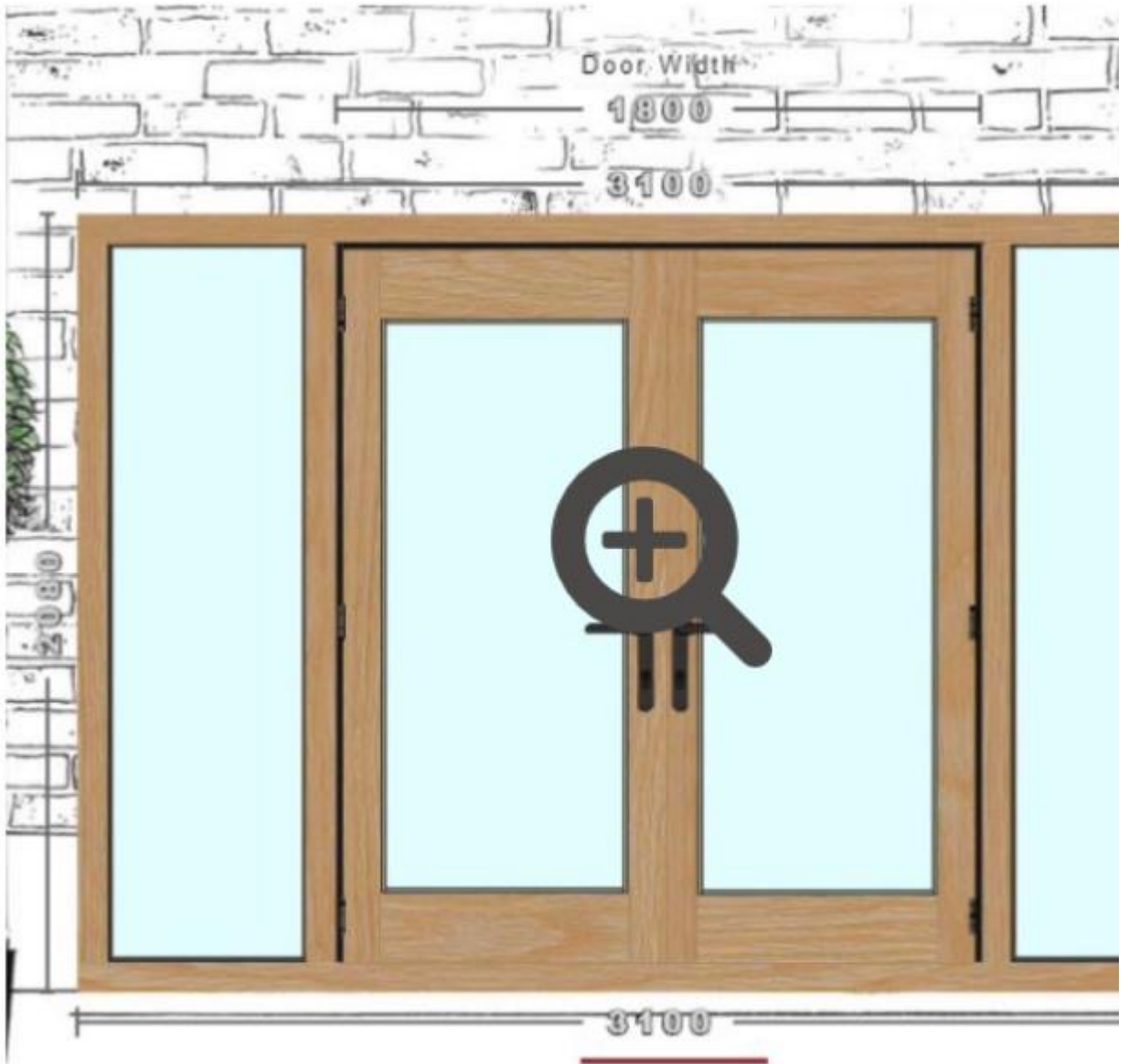


NYMNP

26/02/2021

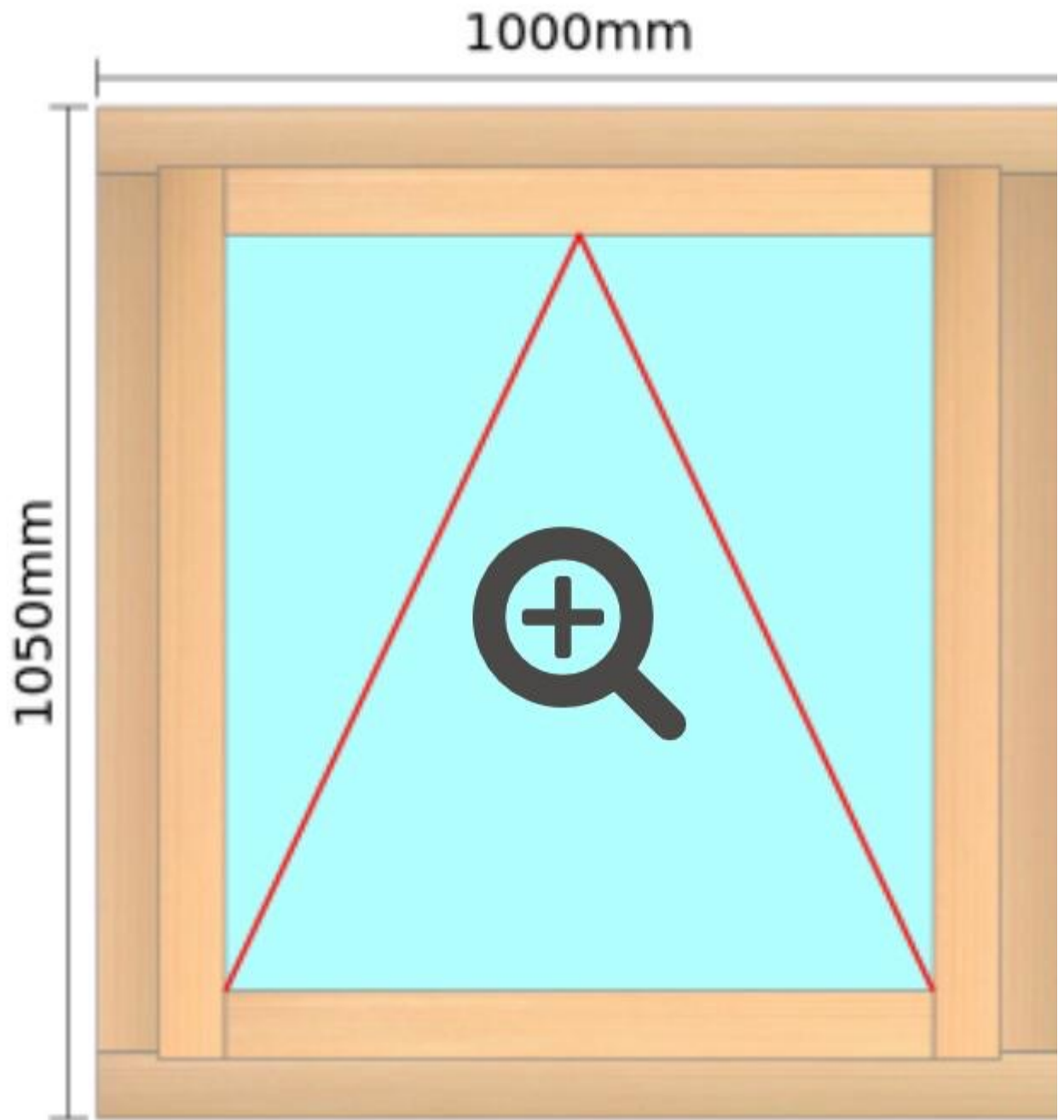
AMENDED





NYMNP
26/02/2021

AMENDED



NYMNP
26/02/2021

AMENDED

From: Christine Maw
Sent: 26 February 2021 16:34
To: Kelsey Blain
Subject: Doors/windows

Hi photos of current doors and Windows, in need of some TLC but will be completed when the house complete. When it comes to colour/paint etc, you have stipulated brown or grey-to save tooing and froing can national parks just say what colour etc they want us to have as it's easier than me saying and then you coming back with something else etc.

All windows have no trickle vents etc.

A speedy reply would be lovely as we are intending on them being installed soon.

Thank you for your help.

Christine





Sent from my iPhone