


AMENDED

NYMNP
05/04/2023



The InHaus Group

The InHaus Group Ltd
Architects & Interior Designers

89 Walkergate
Beverley
East Yorkshire
HU17 9BP

Tel: 07974 402177
email: admin@inhausgroup.co.uk

Company Reg. No.: 12364438

Notes -
This Drawing is copyright of The InHaus Group Ltd and should not be reproduced without permission. All dimensions should be checked on site and any discrepancies notified prior to the commencement of work.

A 10 03 2023 updated w/c provision

Revisions:

Client:-
Paul Clemitshaw

Project:-
ENTERPRISE WAY
DEVELOPMENT
WHITBY BUSINESS
PARK YO22 4NH

Drawing Title:-
As Proposed:
UNIT 1
LAYOUT & ROOF
PLANS

Scale : 1:100 @ A1

Date : DEC 22

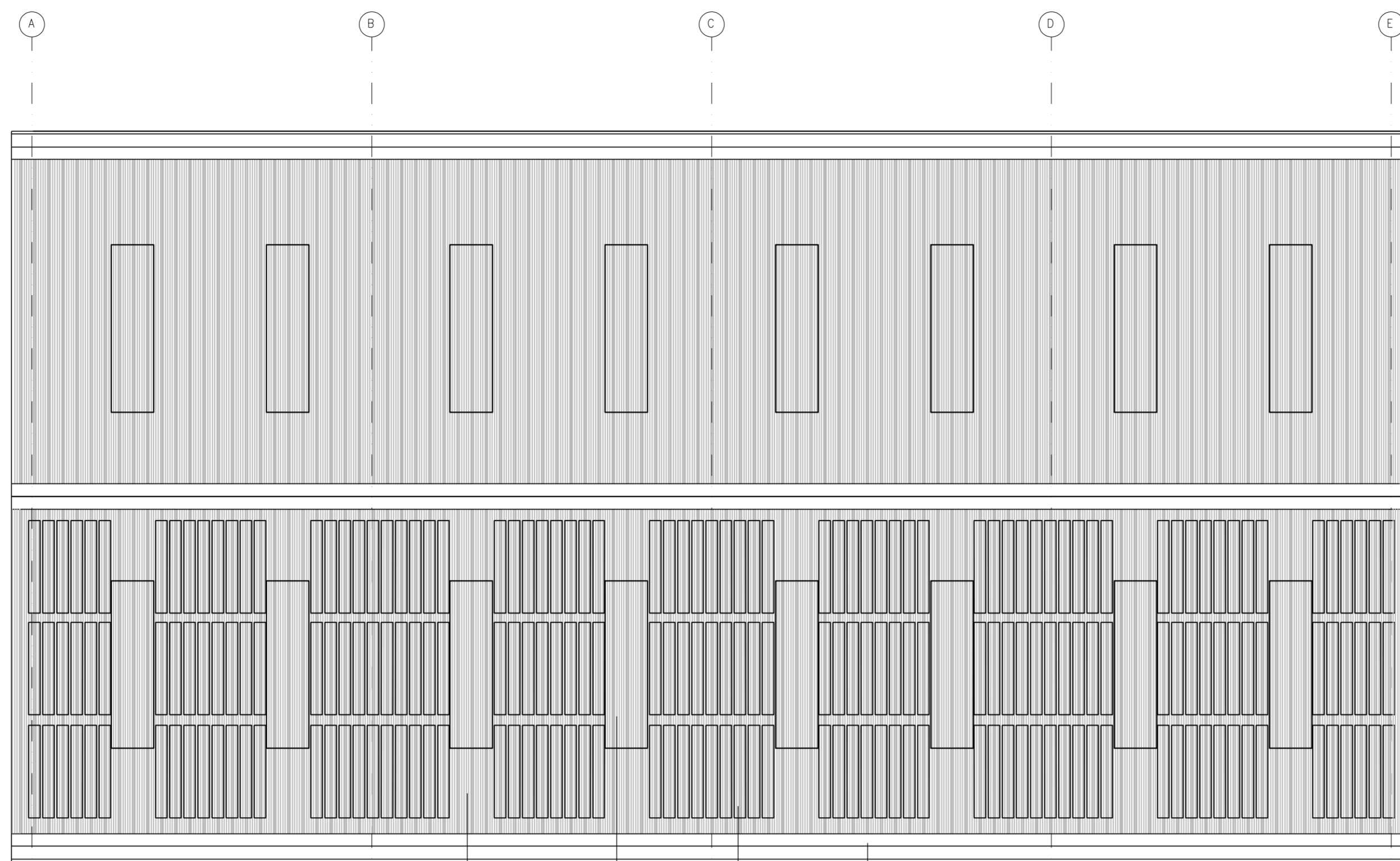
Drawn : InHaus

Issue : Planning

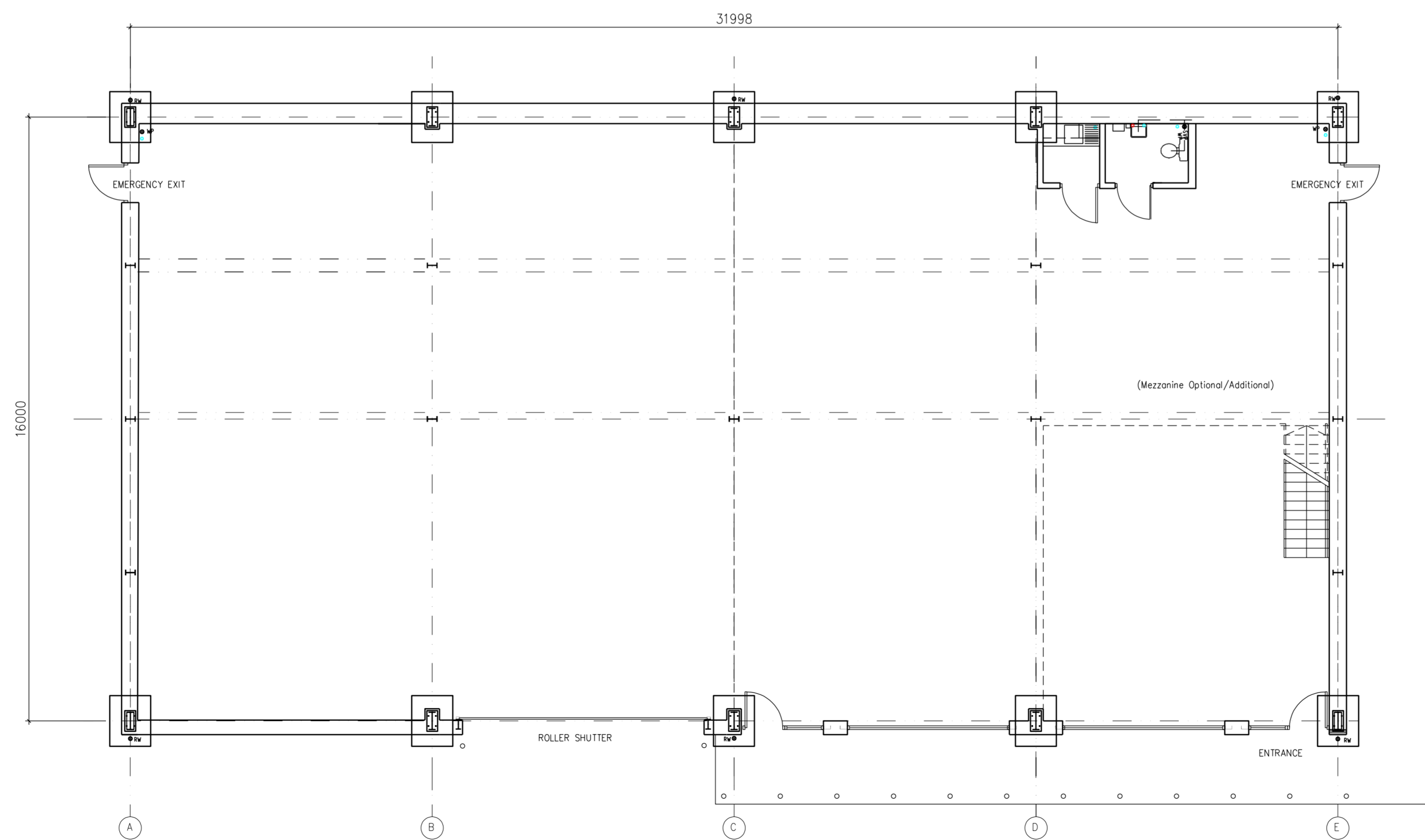
Dwg No: EW / 101A

Finishes/ Materials KEY:

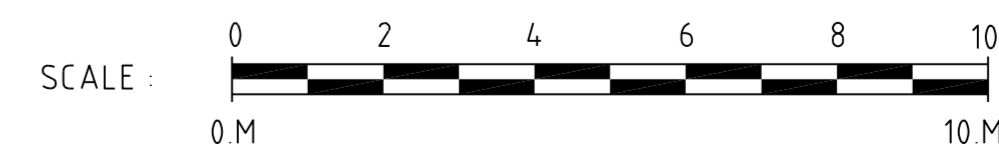
- ① ROOFING:
KINGSPAN QUADCORE TRAPEZOIDAL INSULATED
PANEL - KS1000RW
COLOUR - ANTHRACITE GREY RAL 7016
- ①a ROOF LIGHT:
KINGSPAN QUADCORE TRAPEZOIDAL DAY-LITE
KS1000 DLR
COLOUR - CLEAR
- ①b PHOTOVOLTAIC PANELS:
KINGSPAN QUADCORE POWER PANEL PANEL
COLOUR - ANTHRACITE GREY RAL 7016
- ② FASCIA, SOFFIT, & CORNERS:
POWDER COATED METAL
COLOUR - ANTHRACITE GREY RAL 7016



ROOF PLAN




UNIT 1
LAYOUT PLAN - 543 SQ MTR.



NYMNP

05/04/2023

AMENDED



The InHaus Group

The InHaus Group Ltd
Architects & Interior Designers

89 Walkergate
Beverley
East Yorkshire
HU17 9BP

Tel : 07974 402177
email : admin@inhausgroup.co.uk

Company Reg. No.: 12364438

Notes -
This Drawing is copyright of The InHaus Group Ltd and should not be reproduced without permission. All dimensions should be checked on site and any discrepancies notified prior to the commencement of work.

A 10 01 2023 Reduced building height and reduced length by one unit.

Revisions:

Client:-
Paul Clemitshaw

Project:-
ENTERPRISE WAY
DEVELOPMENT
WHITBY BUSINESS
PARK YO22 4NH

Drawing Title:-
As Proposed:
UNIT 2 & 3
LAYOUT & ROOF
PLANS

Scale : 1:100 @ A1

Date : DEC 22

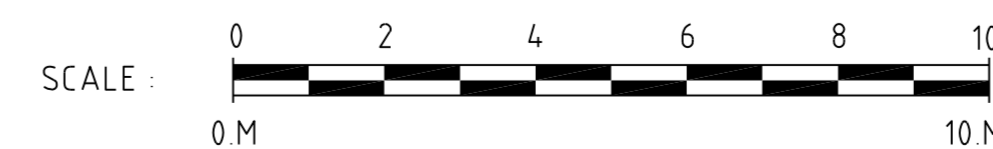
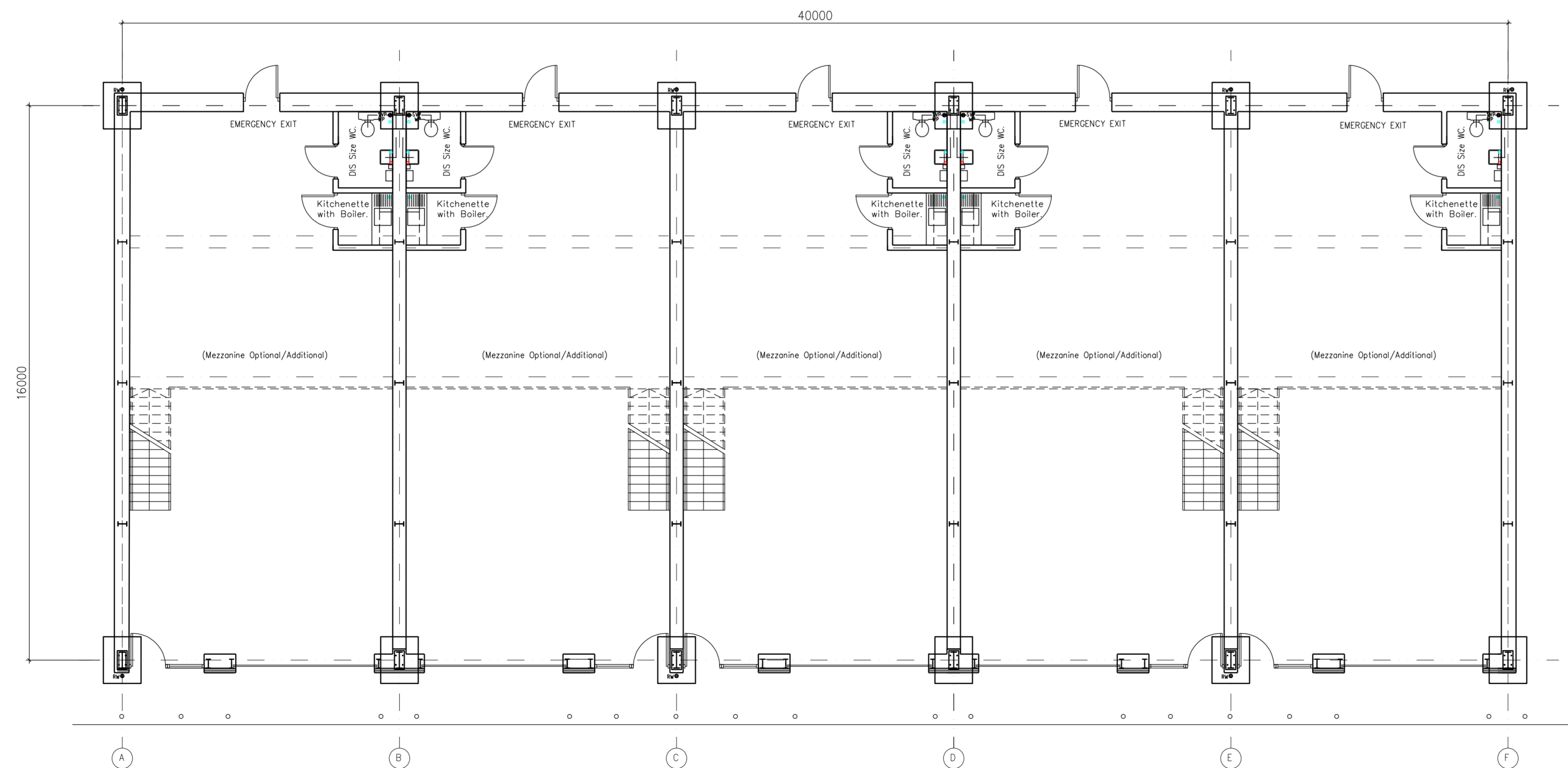
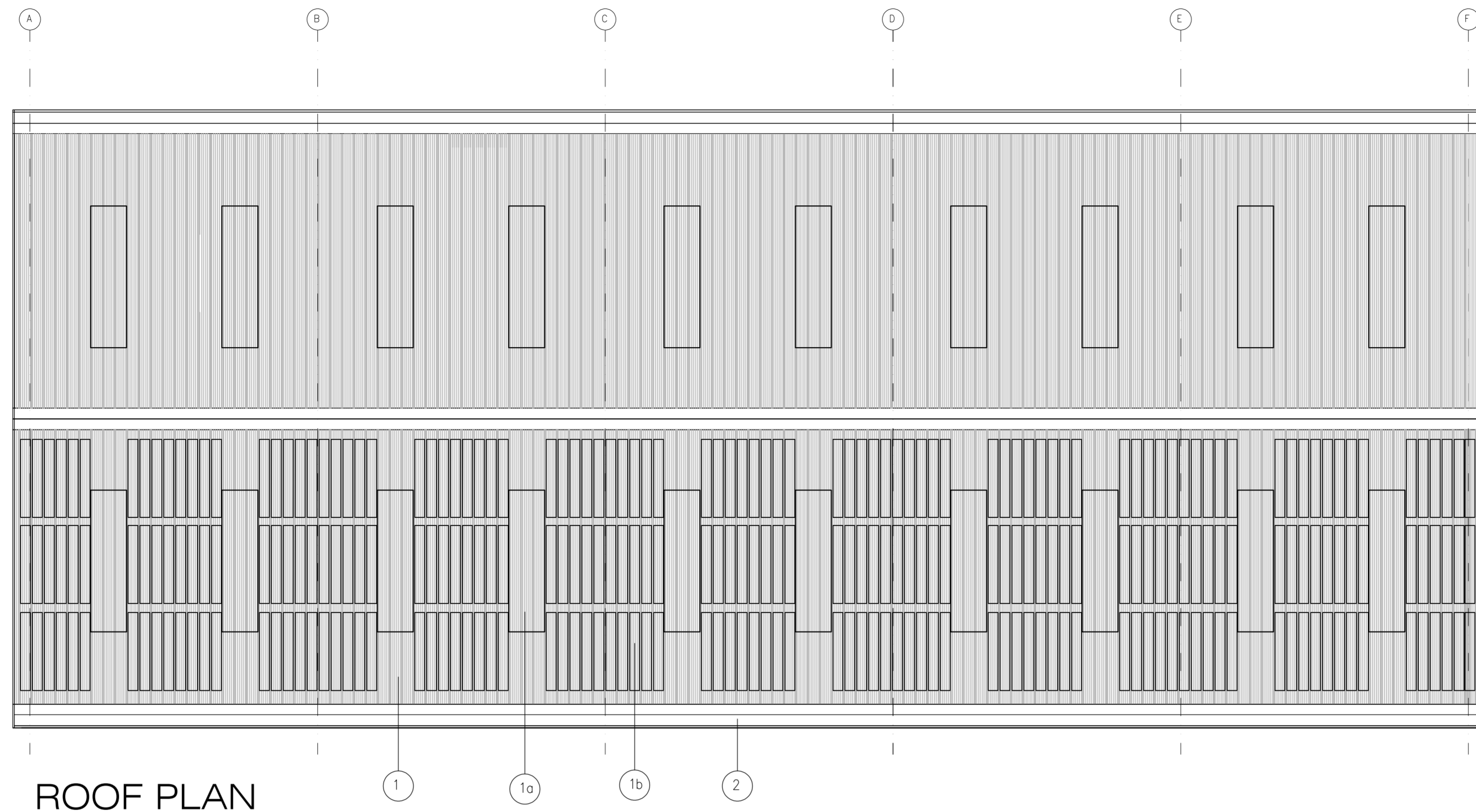
Drawn : InHaus

Issue : Planning

Dwg No: EW / 102 A


Finishes/ Materials KEY:

- ① ROOFING:
KINGSPAN QUADCORE TRAPEZOIDAL INSULATED
PANEL - KS1000RW.
COLOUR - ANTHRACITE GREY RAL 7016
- ①a ROOF LIGHT:
KINGSPAN QUADCORE TRAPEZOIDAL DAY-LITE
KS1000 DLR.
COLOUR - CLEAR
- ①b PHOTOVOLTAIC PANELS:
KINGSPAN QUADCORE POWER PANEL PANEL.
COLOUR - ANTHRACITE GREY RAL 7016
- ② FASCIA, SOFFIT, & CORNERS:
POWDER COATED METAL
COLOUR - ANTHRACITE GREY RAL 7016



AMENDED

NYMNP
05/04/2023



The InHaus Group Ltd
Architects & Interior Designers
89 Walkergate
Beverley
East Yorkshire
HU17 9BP
Tel: 07974 402177
email: admin@inhausgroup.co.uk
Company Reg. No.: 12364438

Notes -
This drawing is copyright of The InHaus Group Ltd and should not be reproduced without permission. All dimensions should be checked on site and any discrepancies notified prior to the commencement of work.

A 12 03 2023 Reduced building height

Revisions:

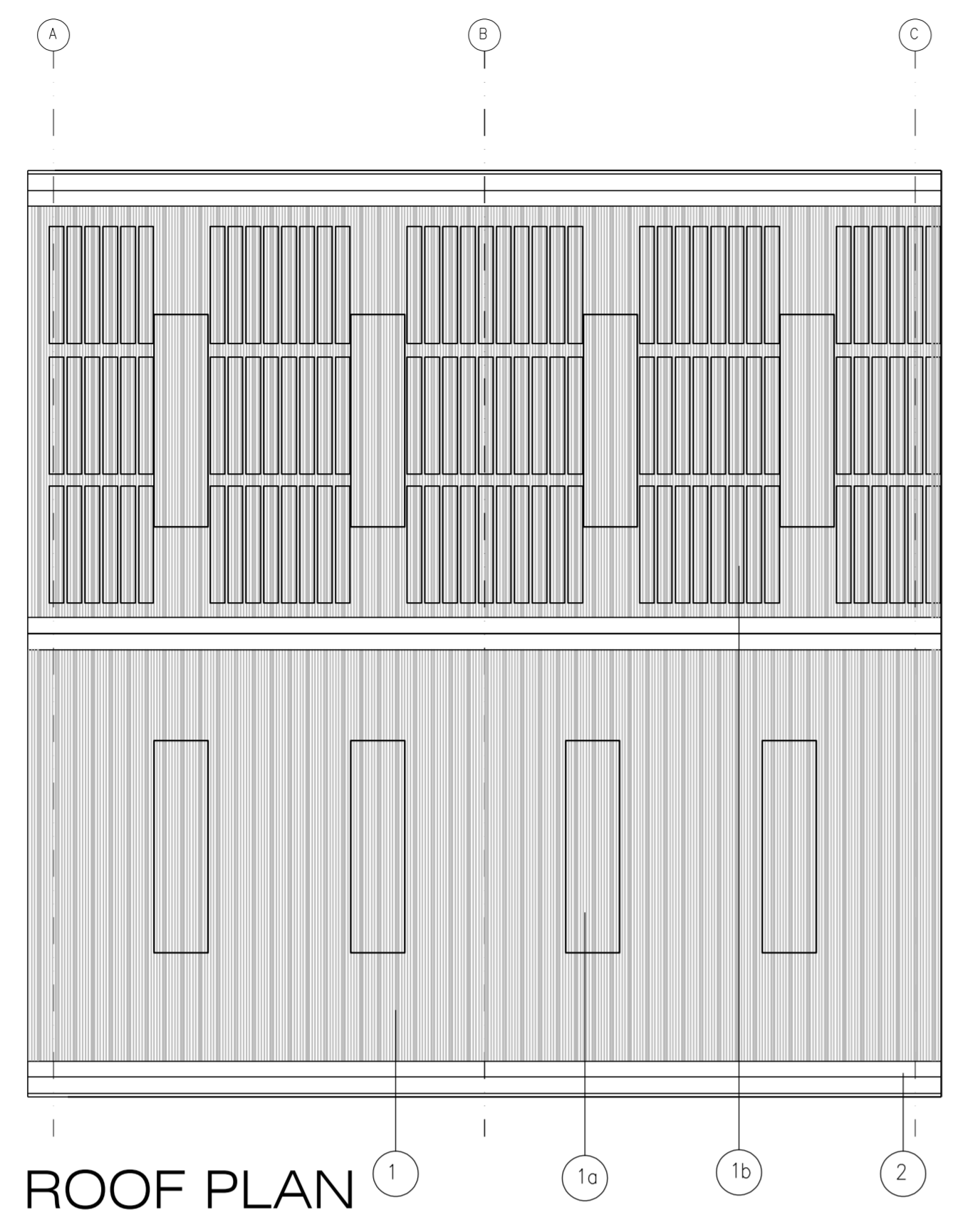
Client:-
Paul Clemitshaw

Project:-
ENTERPRISE WAY
DEVELOPMENT
WHITBY BUSINESS
PARK YO22 4NH

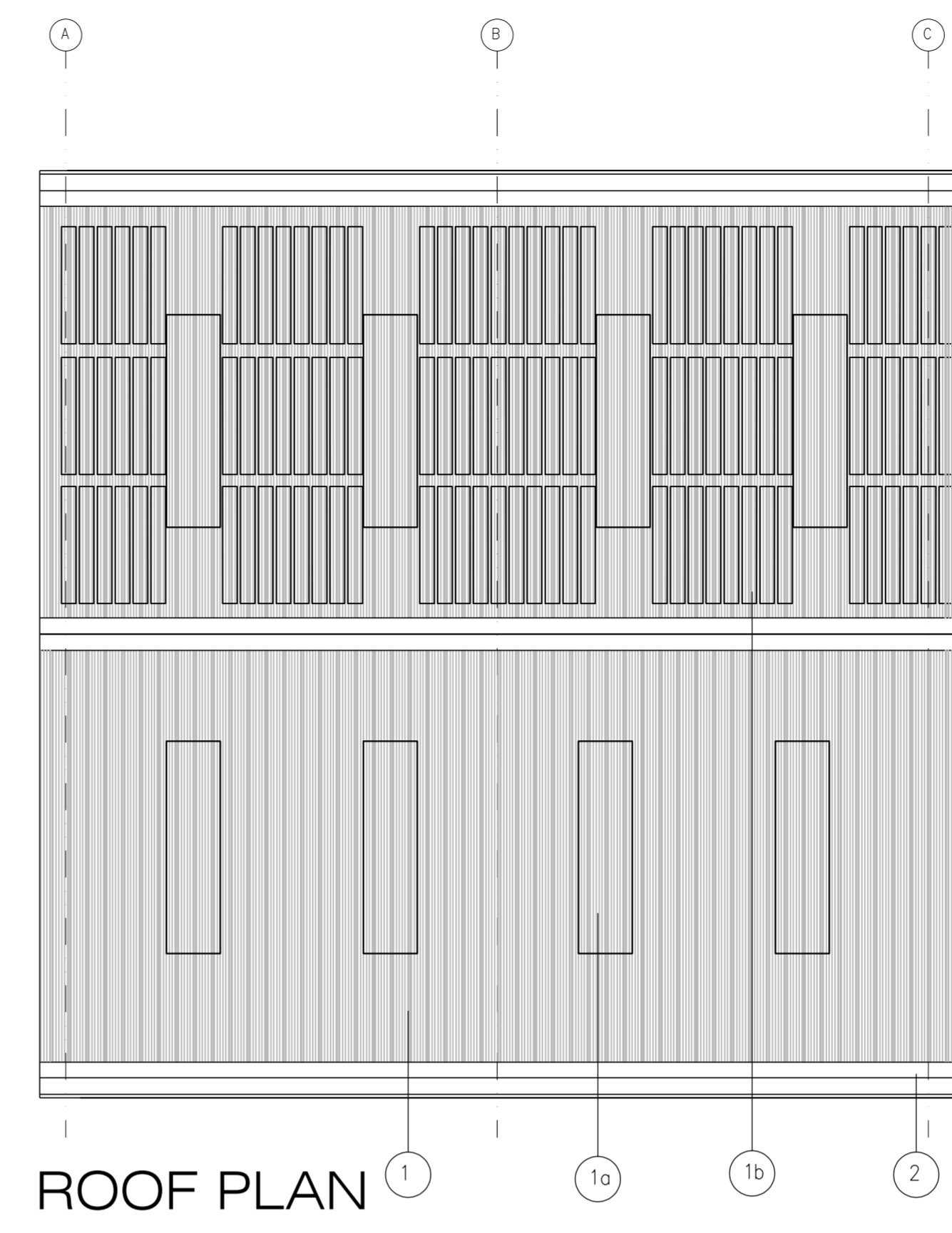
Drawing Title:-
As Proposed:
UNITS 4, 5, 6, & 7
LAYOUT & ROOF
PLANS

Scale : 1:100 @ A1
Date : DEC 22
Drawn : InHaus
Issue : Planning

Dwg No: EW / 104 A



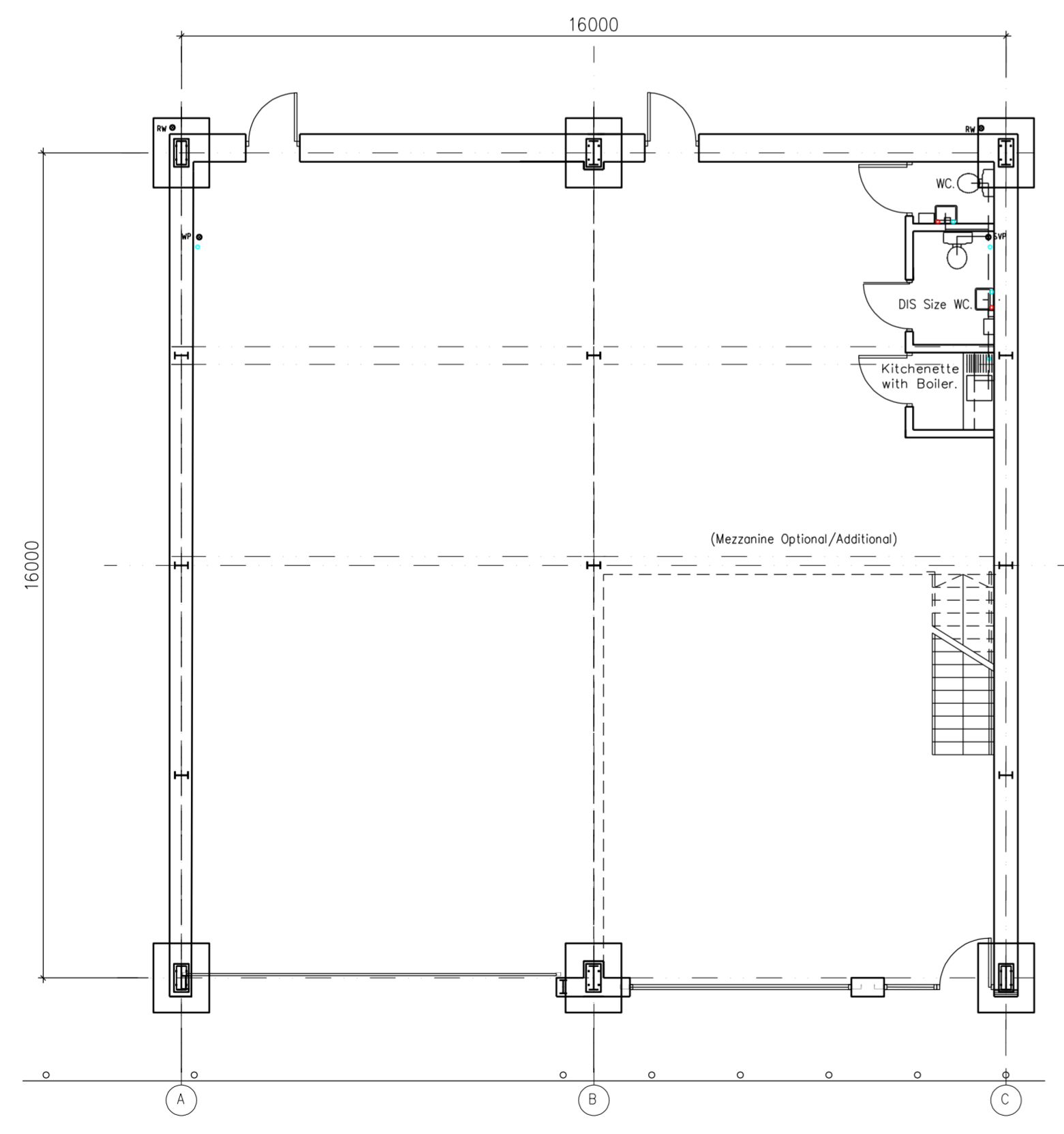
ROOF PLAN



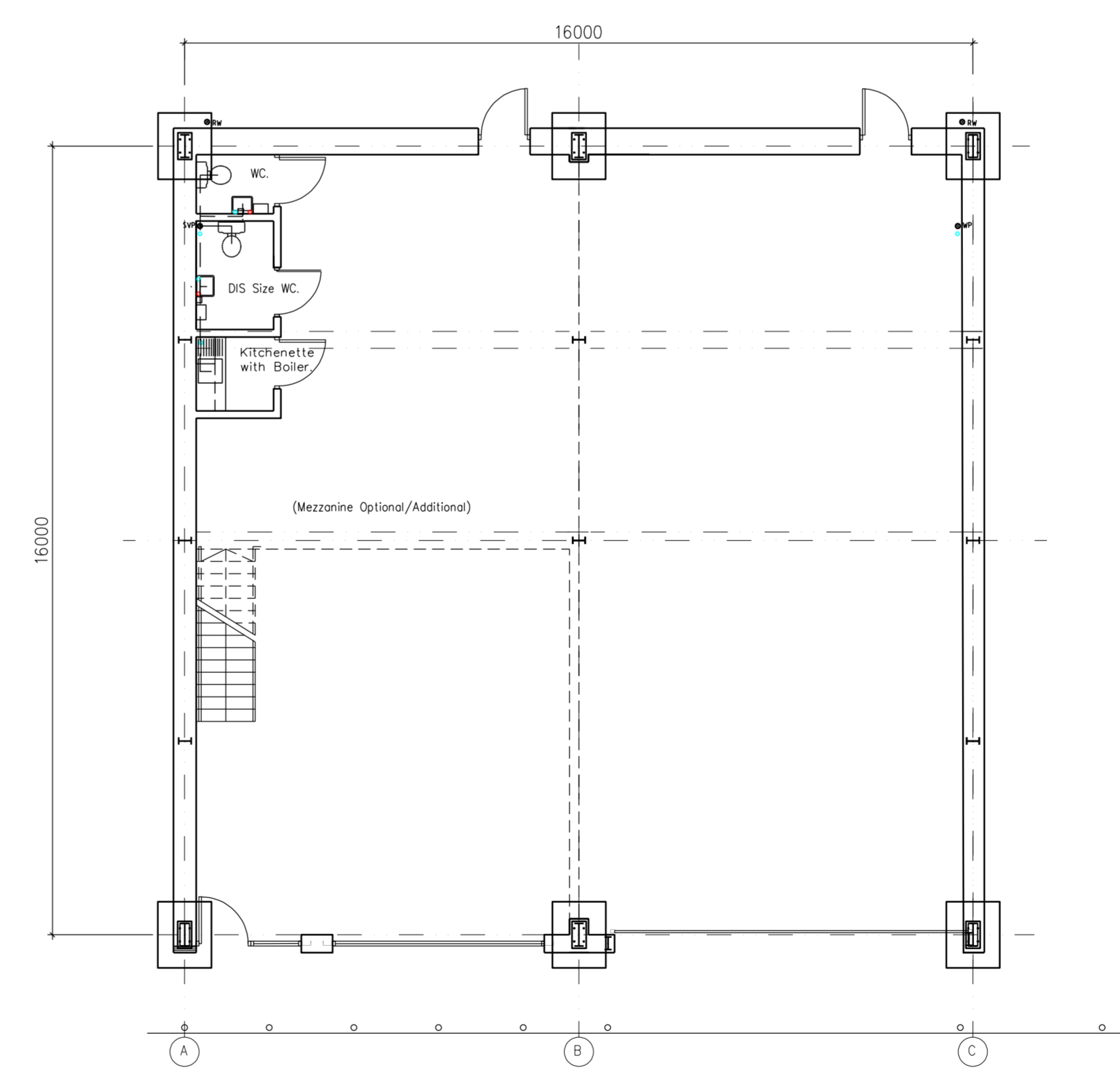
ROOF PLAN

Finishes/ Materials KEY:

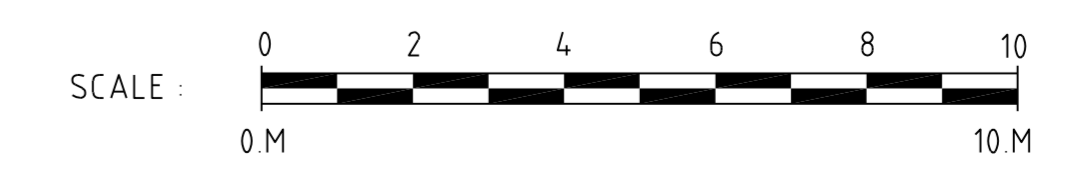
- 1 ROOFING:
KINGSPAN QUADCORE TRAPEZOIDAL INSULATED
PANEL - K51000RW.
COLOUR - ANTHRACITE GREY RAL 7016
- 1a ROOF LIGHT:
KINGSPAN QUADCORE TRAPEZOIDAL DAY-LITE
K51000 DLR.
COLOUR - CLEAR
- 1b PHOTOVOLTAIC PANELS:
KINGSPAN QUADCORE POWER PANEL PANEL.
COLOUR - ANTHRACITE GREY RAL 7016
- 2 FASCIA, SOFFIT, & CORNERS:
POWDER COATED METAL
COLOUR - ANTHRACITE GREY RAL 7016



UNIT 4 & 7
LAYOUT PLAN - 275 SQ MTR.




UNIT 5 & 6
LAYOUT PLAN - 275 SQ MTR.



AMENDED

NYMNPA
05/04/2023



The InHaus Group

The InHaus Group Ltd
Architects & Interior Designers

89 Walkergate
Beverley
East Yorkshire
HU17 9BP

Tel: 07974 402177
email: admin@inhausgroup.co.uk

Company Reg. No.: 12364438

Notes:-
This Drawing is copyright of The InHaus Group Ltd and should not be reproduced without permission. All dimensions should be checked on site and any discrepancies notified prior to the commencement of work.

A 20 03 2023 Updated w/c provision

Revisions:

Client:-
Paul Clemitshaw

Project:-
ENTERPRISE WAY
DEVELOPMENT
WHITBY BUSINESS
PARK YO22 4NH

Drawing Title:-
As Proposed:
UNIT 8
LAYOUT & ROOF
PLANS

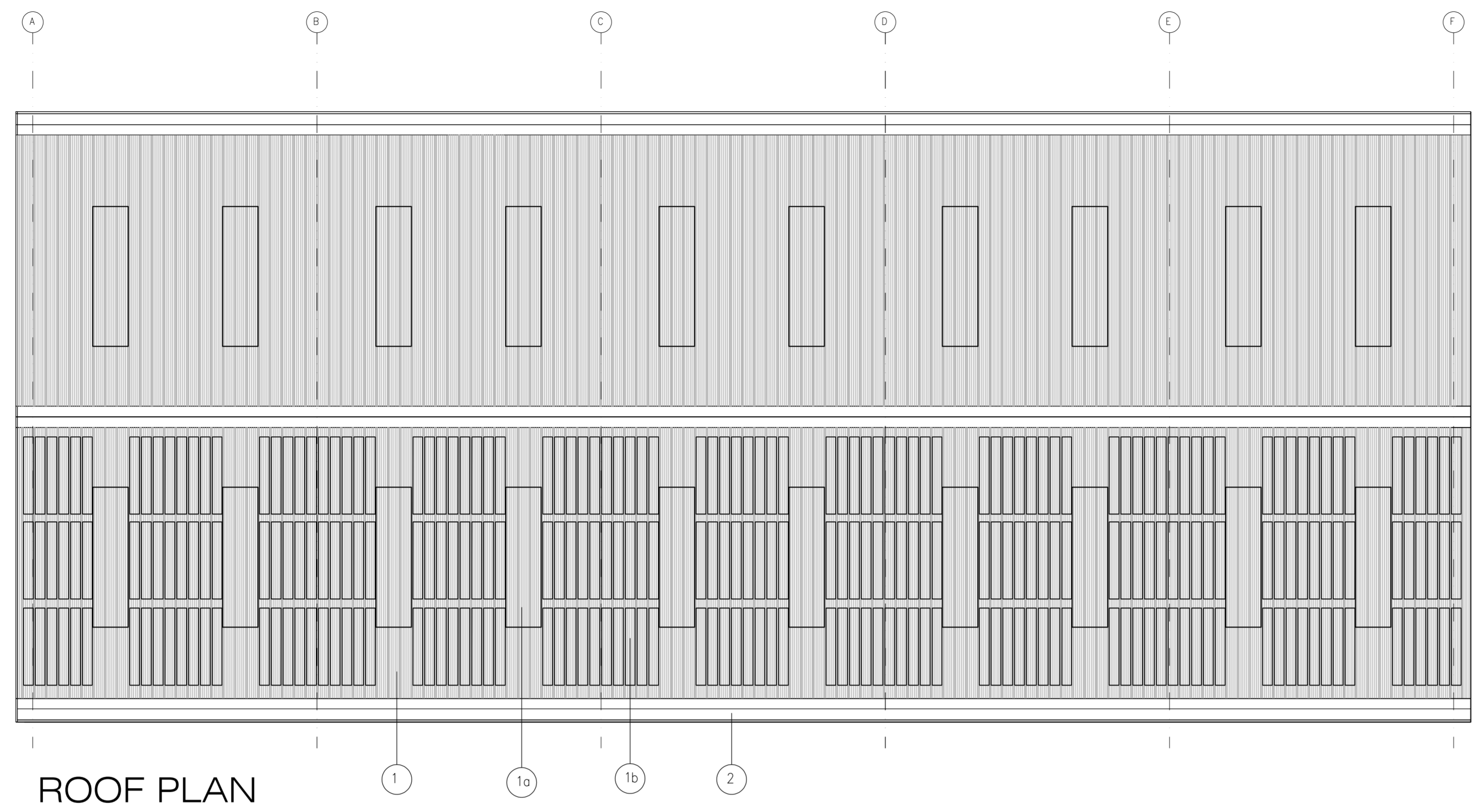
Scale : 1:100 @ A1

Date : DEC 22

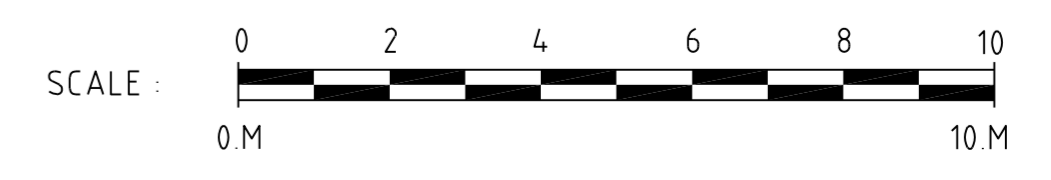
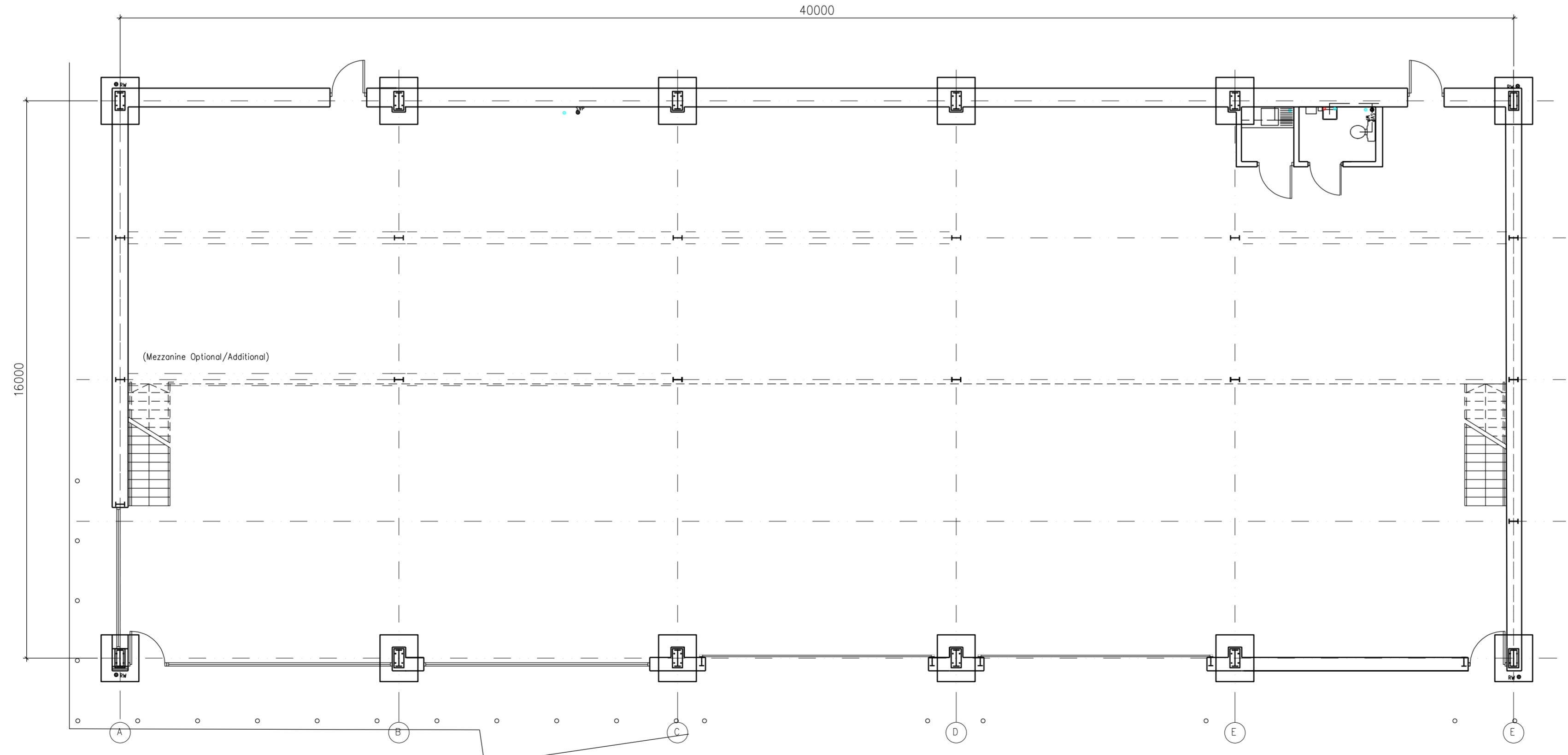
Drawn : InHaus

Issue : Planning

Dwg No: EW / 105 8




- Finishes/ Materials KEY:
- 1 ROOFING:
KINGSPAN QUADCORE TRAPEZOIDAL INSULATED
PANEL - KS1000RW
COLOUR - ANTHRACITE GREY RAL 7016
 - 1a ROOF LIGHT:
KINGSPAN QUADCORE TRAPEZOIDAL DAY-LITE
KS1000 DLR.
COLOUR - CLEAR
 - 1b PHOTOVOLTAIC PANELS:
KINGSPAN QUADCORE POWER PANEL PANEL
COLOUR - ANTHRACITE GREY RAL 7016
 - 2 FASCIA, SOFFIT, & CORNERS:
POWDER COATED METAL
COLOUR - ANTHRACITE GREY RAL 7016



AMENDED

NYMNP
05/04/2023



The InHaus Group

The InHaus Group Ltd
Architects & Interior Designers

89 Walkergate
Beverley
East Yorkshire
HU17 9BP

Tel : 07974 402177
email : admin@inhausgroup.co.uk

Company Reg. No.: 12364438

Notes:-
This Drawing is copyright of The InHaus Group Ltd and should not be reproduced without permission. All dimensions should be checked on site and any discrepancies notified prior to the commencement of work.

A 20 03 2023 Added bollards.

Revisions:

Client:-
Paul Clemitchaw

Project:-
ENTERPRISE WAY
DEVELOPMENT
WHITBY BUSINESS
PARK YO22 4NH

Drawing Title:-
As Proposed:
UNIT 9
LAYOUT & ROOF
PLANS

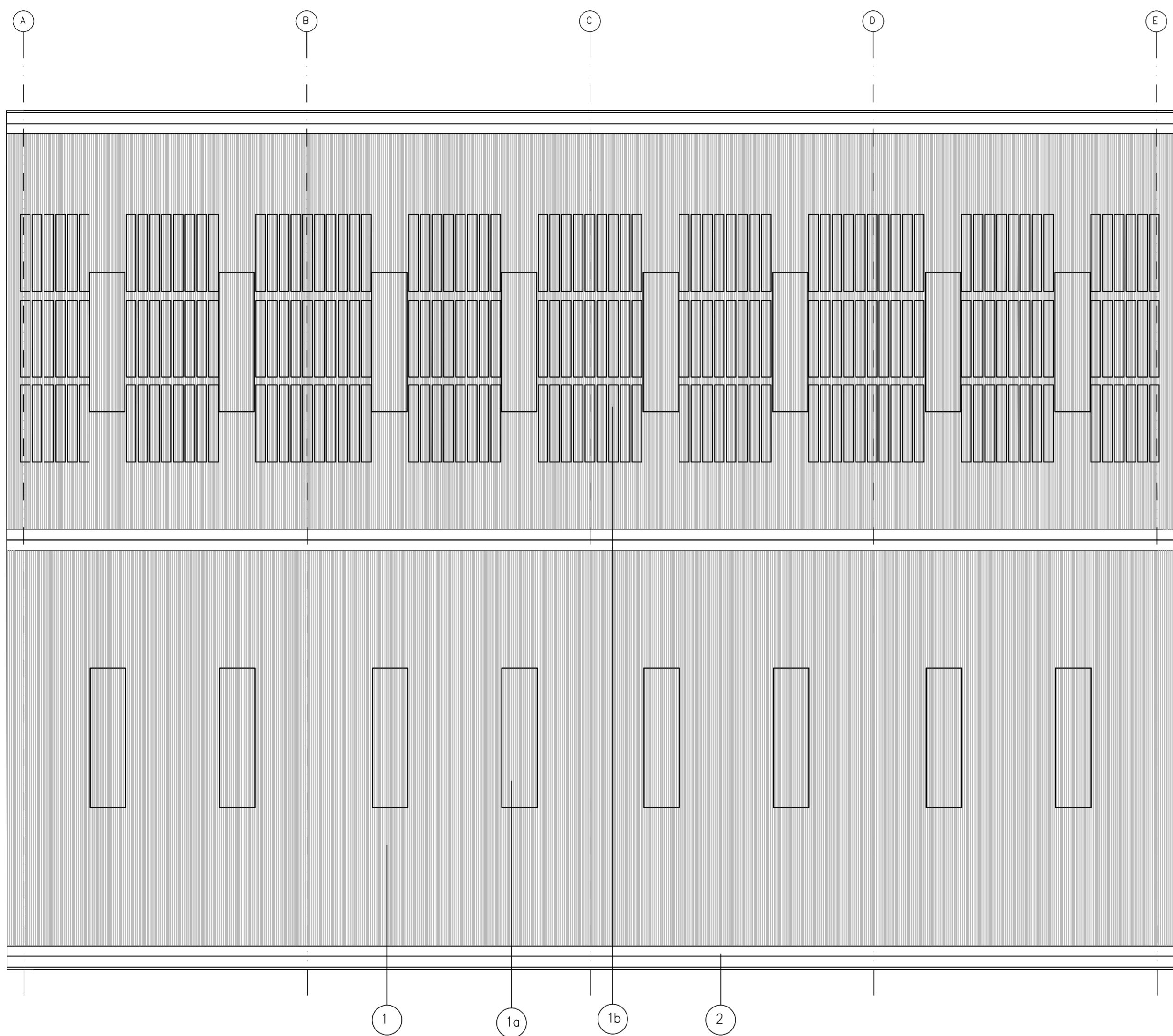
Scale : 1:100 @ A1

Date : DEC 22

Drawn : InHaus

Issue : Planning

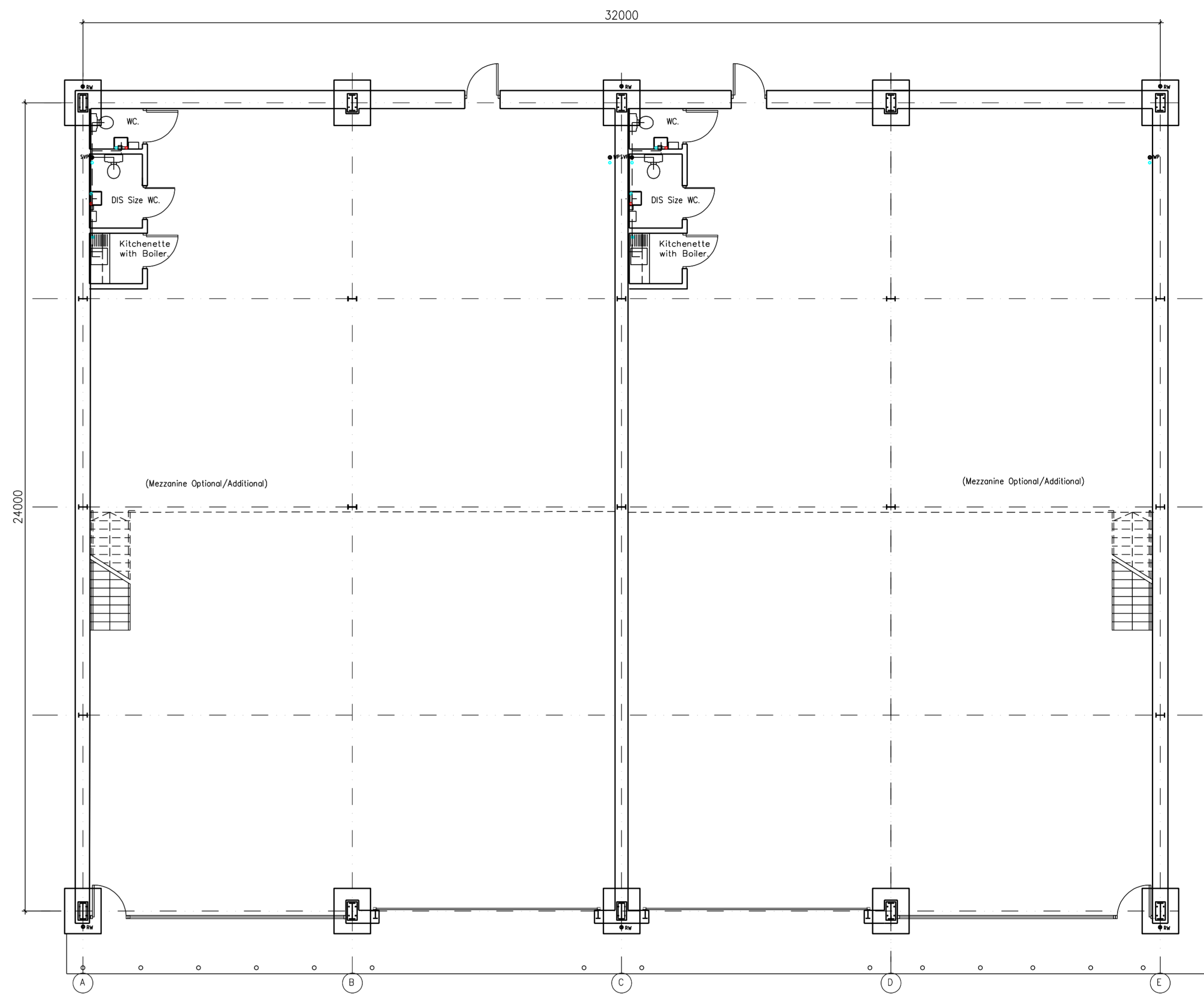
Dwg No: EW / 106 A



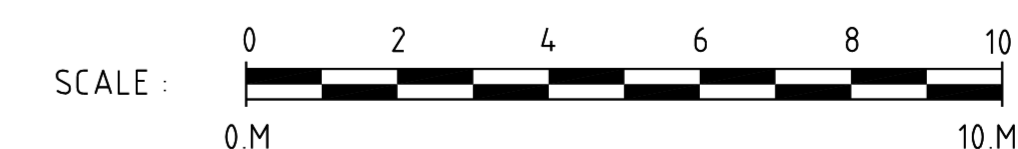
ROOF PLAN

Finishes/ Materials KEY:

- 1 ROOFING:
KINGSPAN QUADCORE TRAPEZOIDAL INSULATED
PANEL - KS1000RW.
COLOUR - ANTHRACITE GREY RAL 7016
- 1a ROOF LIGHT:
KINGSPAN QUADCORE TRAPEZOIDAL DAY-LITE
KS1000 DLR.
COLOUR - CLEAR
- 1b PHOTOVOLTAIC PANELS:
KINGSPAN QUADCORE POWER PANEL PANEL.
COLOUR - ANTHRACITE GREY RAL 7016
- 2 FASCIA, SOFFIT, & CORNERS:
POWDER COATED METAL
COLOUR - ANTHRACITE GREY RAL 7016




UNIT 9
LAYOUT PLAN - 802 SQ MTR.
TWO UNITS @ 401 SQ MTRS.



AMENDED

NYMNP
05/04/2023



The InHaus Group

The InHaus Group Ltd
Architects & Interior Designers

89 Walkergate
Beverley
East Yorkshire
HU17 9BP

Tel: 07974 402177
email: admin@inhausgroup.co.uk

Company Reg. No.: 12364438

Notes -
This Drawing is copyright of The InHaus Group Ltd and should not be reproduced without permission. All dimensions should be checked on site and any discrepancies notified prior to the commencement of work.

A 21/03/2023 updated WC provision and added bollards

Revisions:

Client:-
Paul Clemitshaw

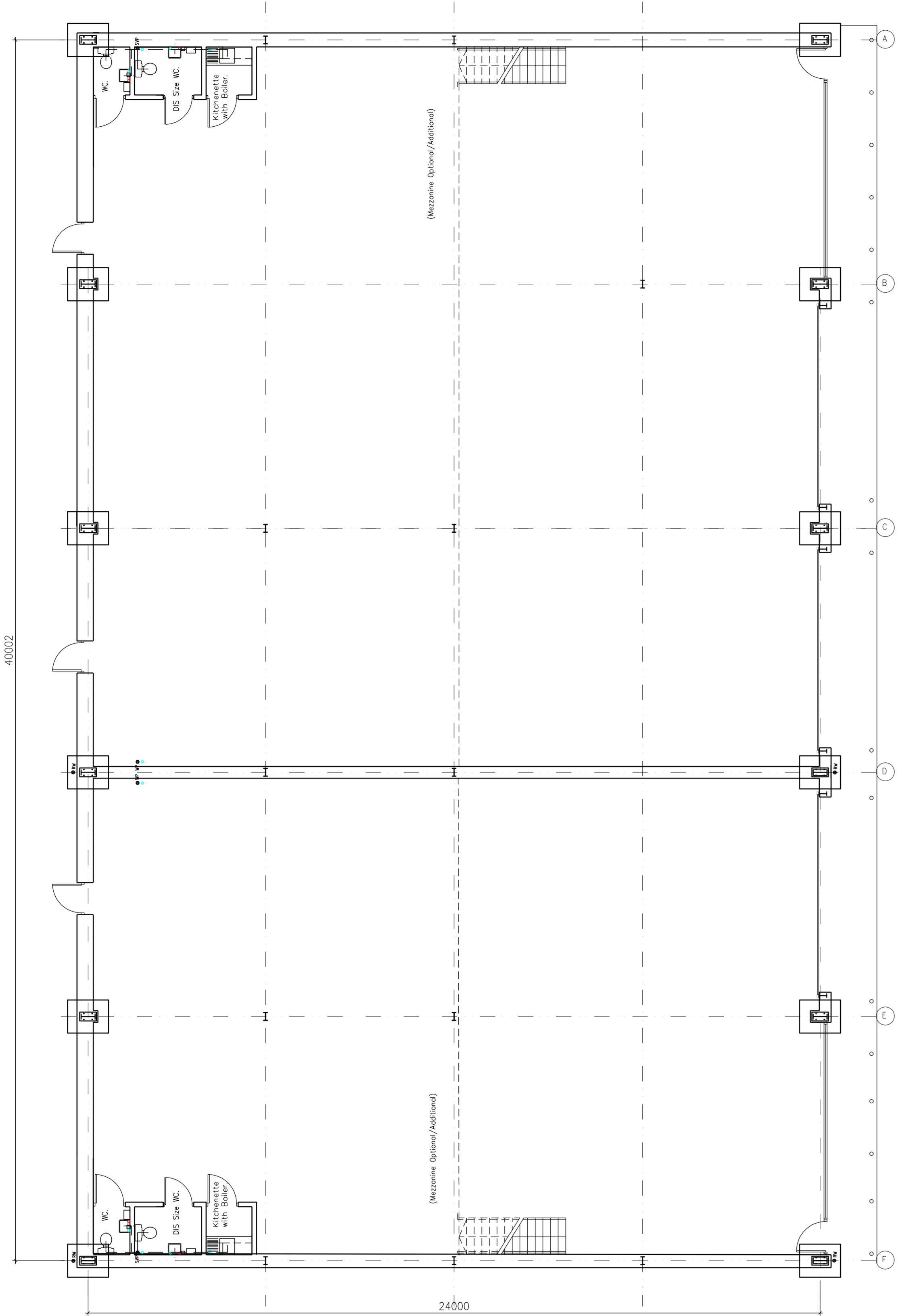
Project:-
ENTERPRISE WAY
DEVELOPMENT
WHITBY BUSINESS
PARK YO22 4NH

Drawing Title:-
As Proposed:
UNIT 10
LAYOUT & ROOF
PLANS

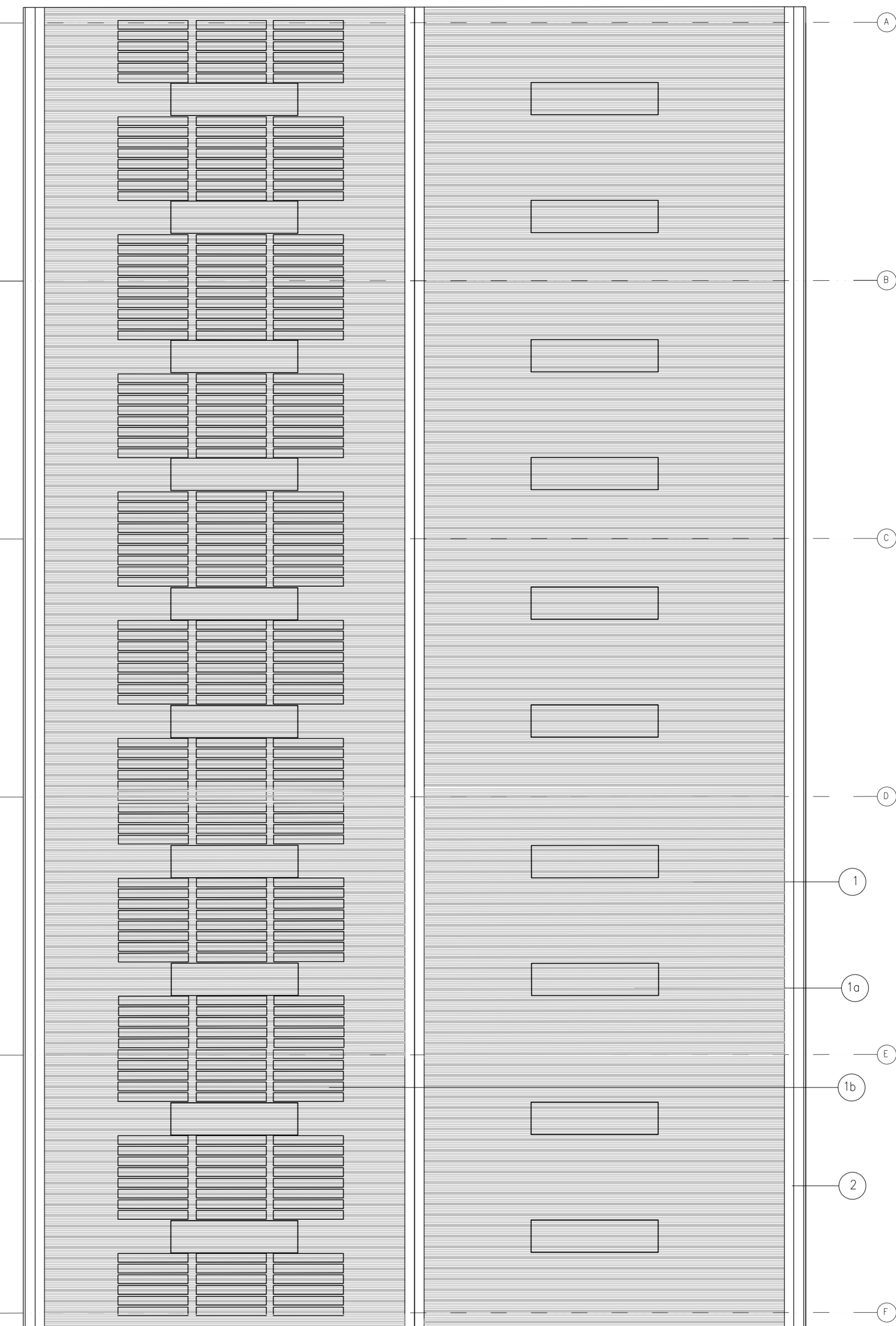
Scale : 1:100 @ A1
Date : DEC 22

Drawn : InHaus
Issue : Planning

Dwg No: EW / 107 A



UNIT 10
LAYOUT PLAN - 1000 SQ MTR.
ONE @ 401 SQ MTR, ONE @ 599 SQ MTR.



ROOF PLAN

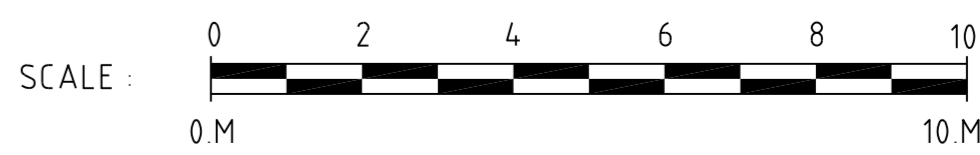
Finishes/ Materials KEY:


1 ROOFING:
KINGSPAN QUADCORE TRAPEZOIDAL INSULATED
PANEL - KS1000RW
COLOUR - ANTHRACITE GREY RAL 7016

1a ROOF LIGHT:
KINGSPAN QUADCORE TRAPEZOIDAL DAY-LITE
KS1000 DLR
COLOUR - CLEAR

1b PHOTOVOLTAIC PANELS:
KINGSPAN QUADCORE POWER PANEL PANEL
COLOUR - ANTHRACITE GREY RAL 7016

2 FASCIA, SOFFIT, & CORNERS:
POWDER COATED METAL
COLOUR - ANTHRACITE GREY RAL 7016





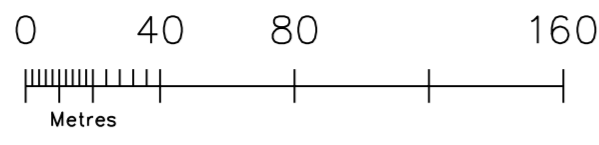
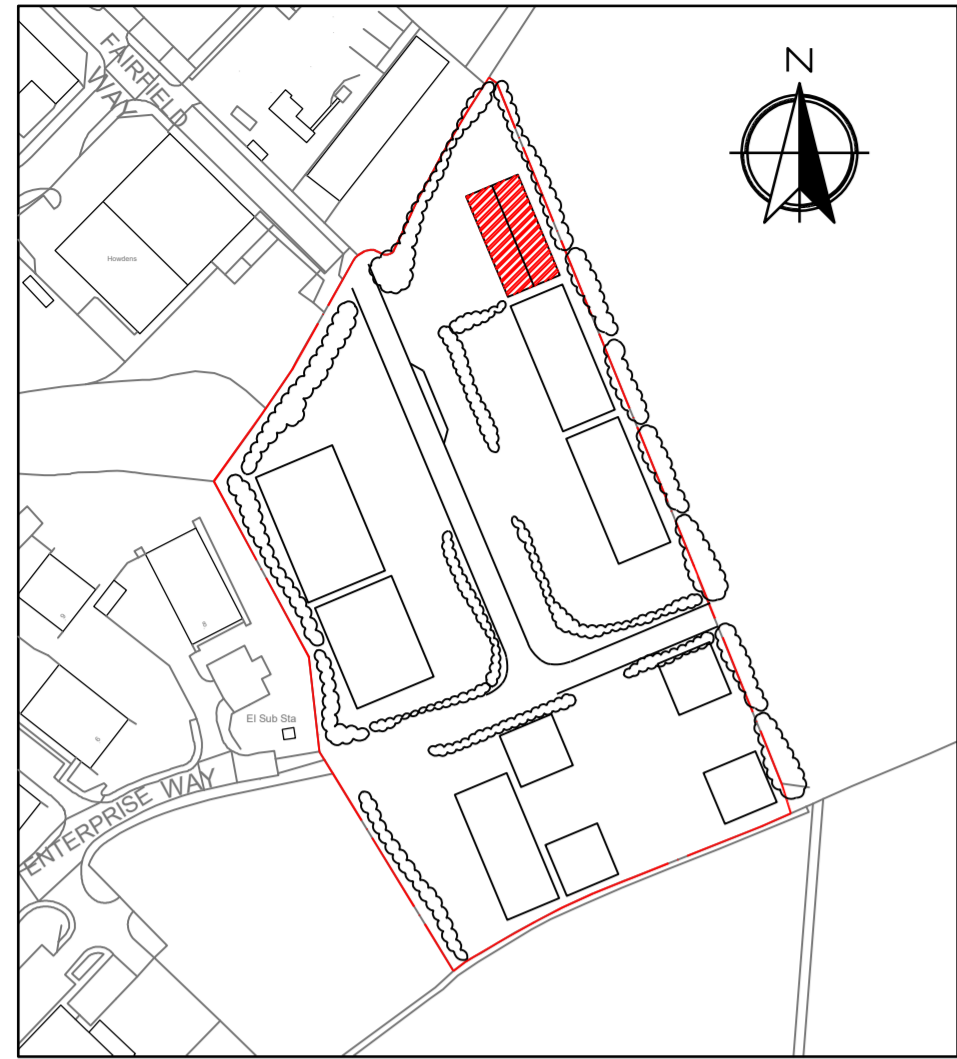
The InHaus Group Ltd
Architects & Interior Designers

89 Walkergate
Beverley
East Yorkshire
HU17 9BP

Tel : 07974 402177
email : admin@inhausgroup.co.uk

Company Reg. No.: 12364438

Notes -
This Drawing is copyright of The InHaus Group Ltd and should not be reproduced without permission. All dimensions should be checked on site and any discrepancies notified prior to the commencement of work.



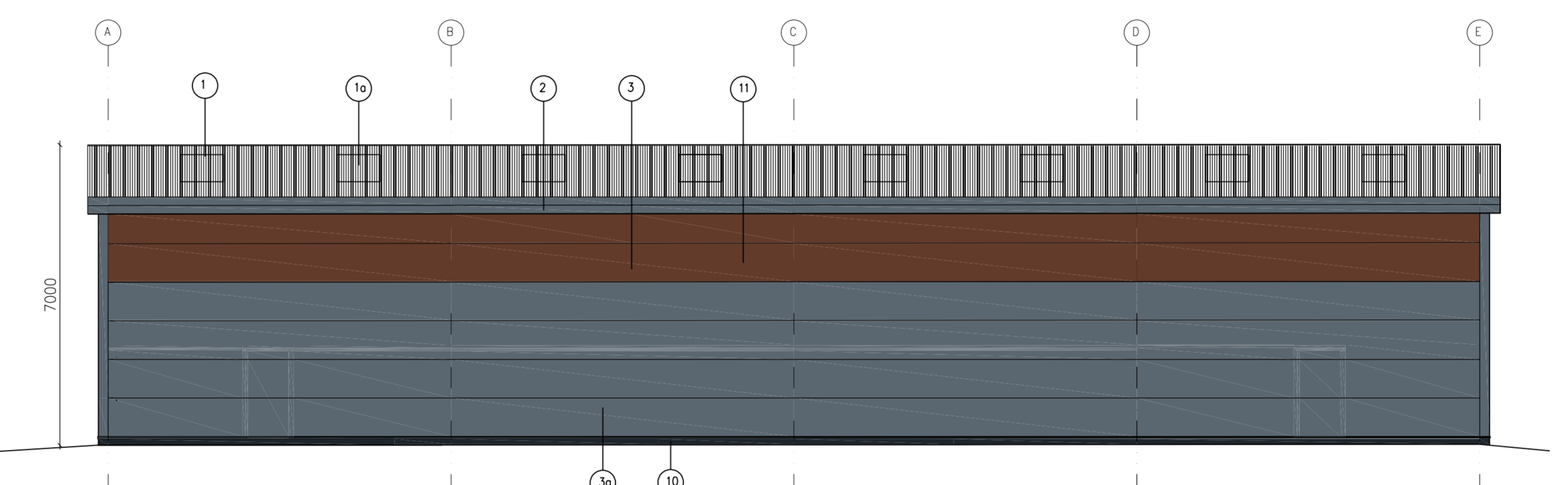
UNIT LOCATION & ORIENTATION PLAN
Scale 1:2250 @ A1

Finishes/ Materials KEY:

- 1 ROOFING: KINGSpan QUADCORE TRAPEZOIDAL INSULATED PANEL - KS1000RW. COLOUR - ANTHRACITE GREY RAL 7016
- 1a ROOF LIGHT: KINGSpan QUADCORE TRAPEZOIDAL DAY-LITE KS1000 DLR. COLOUR - CLEAR
- 1b PHOTOVOLTAIC PANELS: KINGSpan QUADCORE POWER PANEL PANEL. COLOUR - ANTHRACITE GREY RAL 7016
- 2 FASCIA, SOFFIT, & CORNERS: POWDER COATED METAL. COLOUR - ANTHRACITE GREY RAL 7016
- 3 METAL WALL CLADDING: KINGSpan QUADCORE AWP KS900 INSULATED PANEL LAID HORIZONTALLY. PROFILE TBC (FLAT OR MICRO RIB). TOP THREE LINES ONLY OR AS SHOWN IN ELEVATIONS. COLOUR - VAN DYKE BROWN RAL 8014
- 3a METAL WALL CLADDING: KINGSpan QUADCORE AWP KS900 INSULATED PANEL LAID HORIZONTALLY. PROFILE TBC (FLAT OR MICRO RIB). BOTTOM LINES ONLY OR AS SHOWN IN ELEVATIONS. COLOUR - ANTHRACITE GREY RAL 7016
- 4 FENESTRATION: DOUBLE GLAZED POWDER COATED ALUMINIUM FRAMES. COLOUR - ANTHRACITE GREY RAL 7016
- 5 TIMBER BATTENS: ACCOYA WOOD FIXED VERTICALLY. COLOUR - NATURAL COLOUR.
- 6 ROLLER SHUTTER DOORS AND FRAMES: POWDER COATED METAL SHUTTER. COLOUR - ANTHRACITE GREY RAL 7016
- 7 ESCAPE DOORS: PAINTED METAL FACED DOORS AND FRAMES. COLOUR - ANTHRACITE GREY RAL 7016
- 8 UNIT NAME AND NUMBERS: COLOUR - BRUSHED STAINLESS STEEL.
- 9 PROTECTION BOLLARDS: PAINTED METAL BOLLARD POSTS. COLOUR - TRAFFIC YELLOW RAL 1023.
- 10 ENGINEERING BRICK - BLUE (GREY).
- 11 POSSIBLE LOCATION FOR GREEN WALL TRELLIS.
- 12 COMPANY SIGNAGE BY OTHERS.



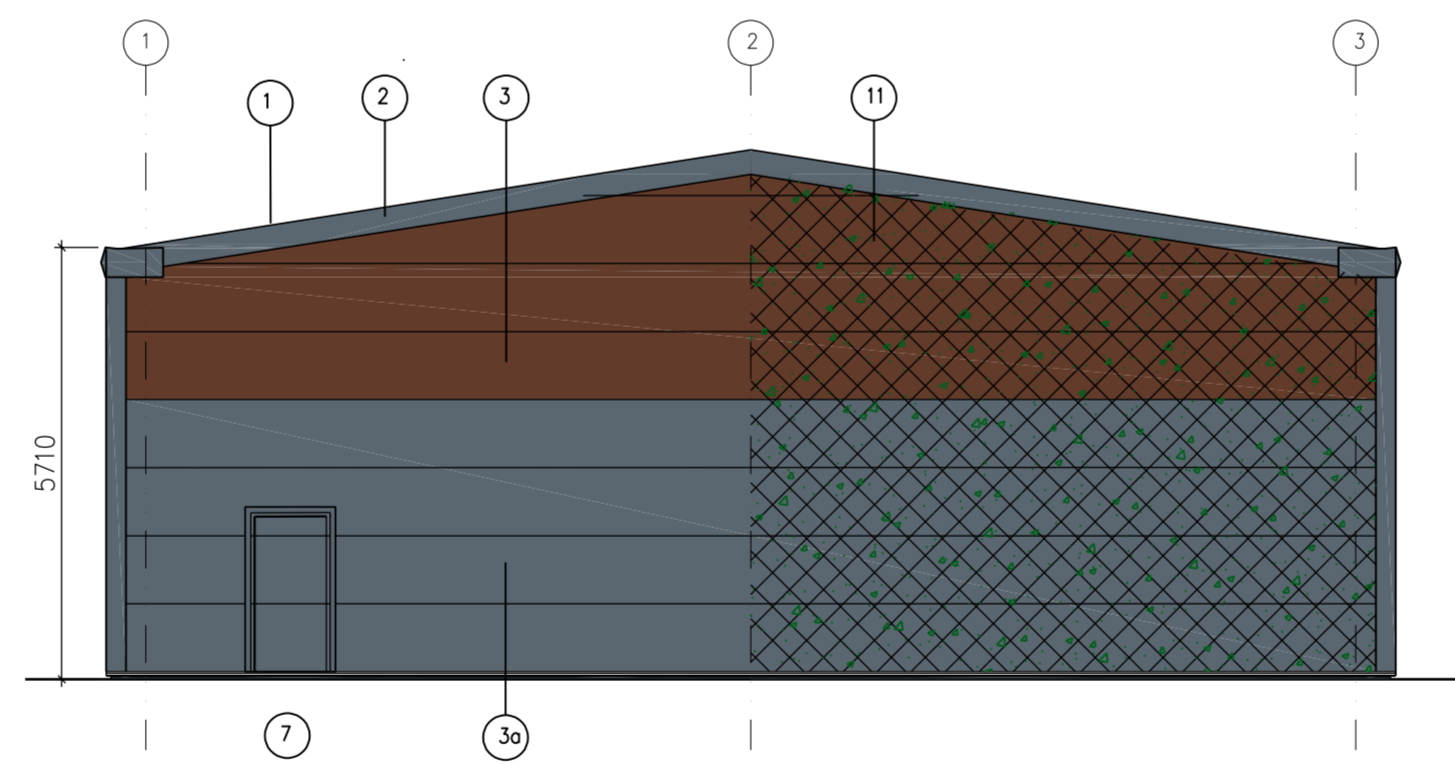
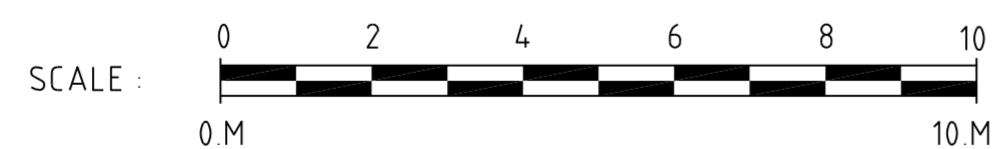
FRONT ELEVATION (SOUTH-WEST FACING).



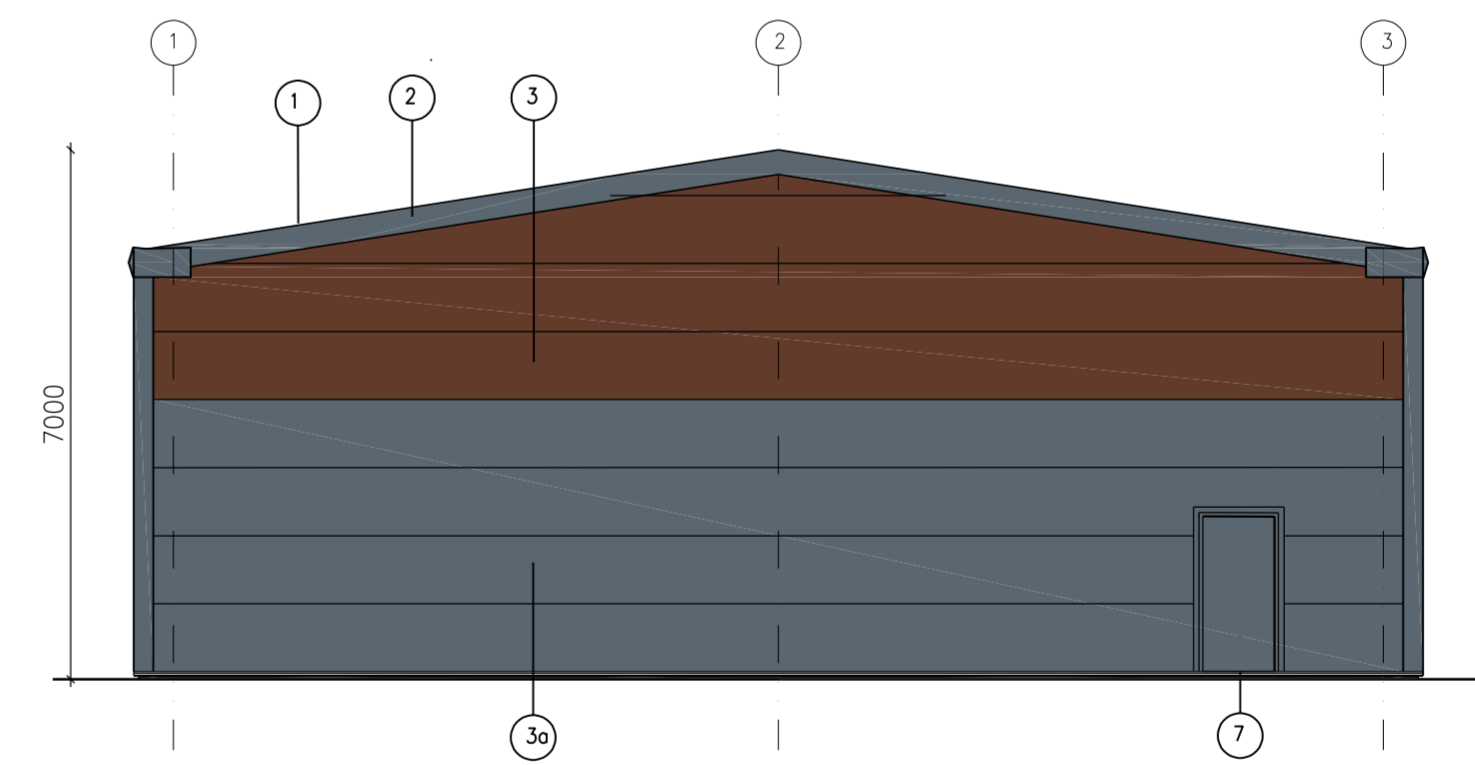
REAR ELEVATION (NORTH-EAST FACING).



FRONT ELEVATION VISUAL.




LH SIDE ELEVATION (NORTH-WEST FACING).




RH SIDE ELEVATION (SOUTH-EAST FACING).


METAL WALL CLADDING:KINGSpan QUADCORE AWP KS900 INSULATED PANEL LAID HORIZONTALLY. PROFILE TBC (FLAT OR MICRO RIB).




FRONT FASCIA COLOURS EXAMPLE.




DECORATIVE TIMBER BATTENS: ACCOYA WOOD FIXED VERTICALLY.




INDEPENDENTLY SUPPORTED LIVING WALL METAL TRELLIS: VARIOUS CLIMBING, EVERGREEN PLAN SPECIES TO INCLUDE: IVY, HYDRANGEA, HONEYSUCKLE, JASMINE, ROSES, & SHRUBS.



ROOFING:KINGSpan QUADCORE TRAPEZOIDAL INSULATED PANEL WITH KINGSpan QUADCORE TRAPEZOIDAL DAY-LITE.



PHOTOVOLTAIC PANELS: KINGSpan QUADCORE POWER PANEL PANEL.



A 10.03.2023. Reduced overall height & changed upper cladding colour.

Revisions:

Client:-
Paul Clemitshaw

Project:-
ENTERPRISE WAY
DEVELOPMENT
WHITBY BUSINESS
PARK YO22 4NH

Drawing Title:-
As Proposed:
ELEVATIONS FOR
UNIT 1

Scale : 1:100 @ A1

Date : DEC 22


Drawn : InHaus

Issue : Planning

Dwg No: EW / 301 A

AMENDED

NYMNP
05/04/2023



The InHaus Group

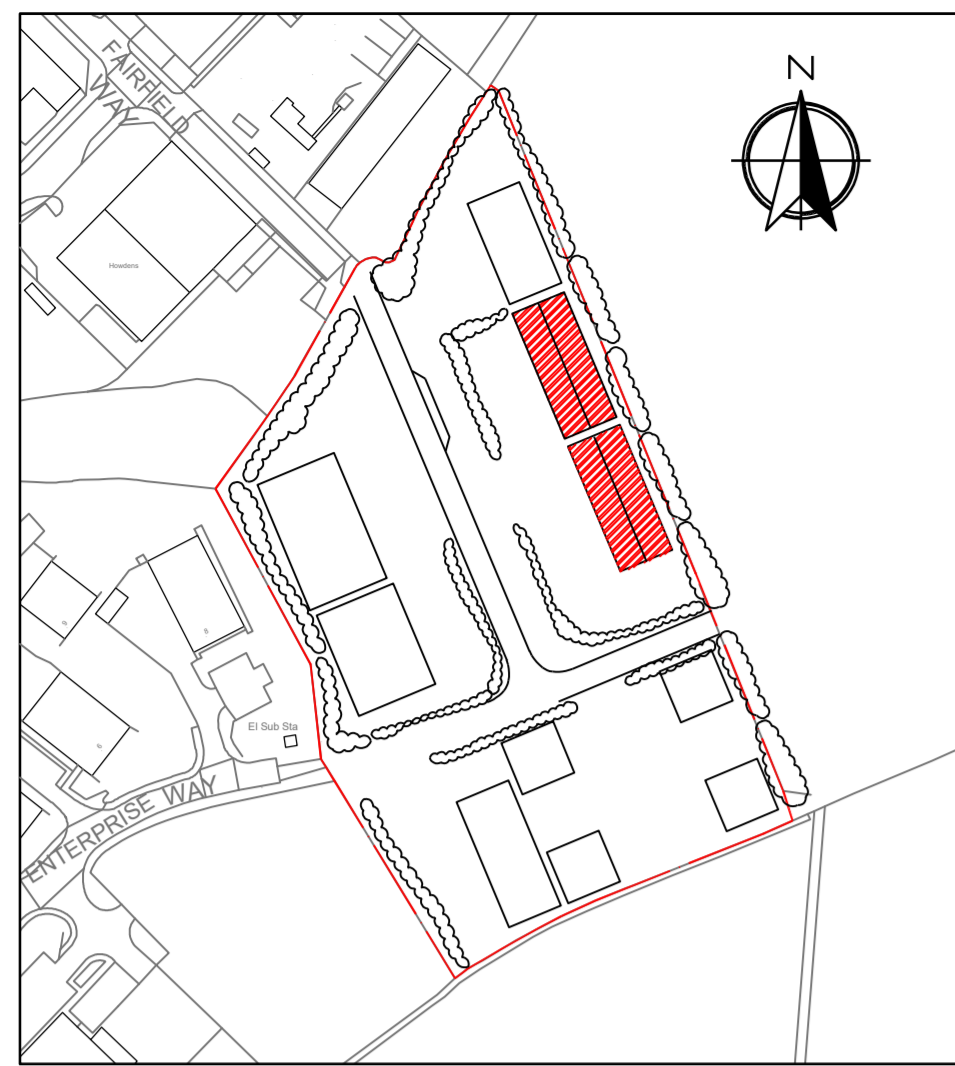
The InHaus Group Ltd
Architects & Interior Designers

89 Walkergate
Beverley
East Yorkshire
HU17 9BP

Tel : 07974 402177
email : admin@inhausgroup.co.uk

Company Reg. No.: 12366438

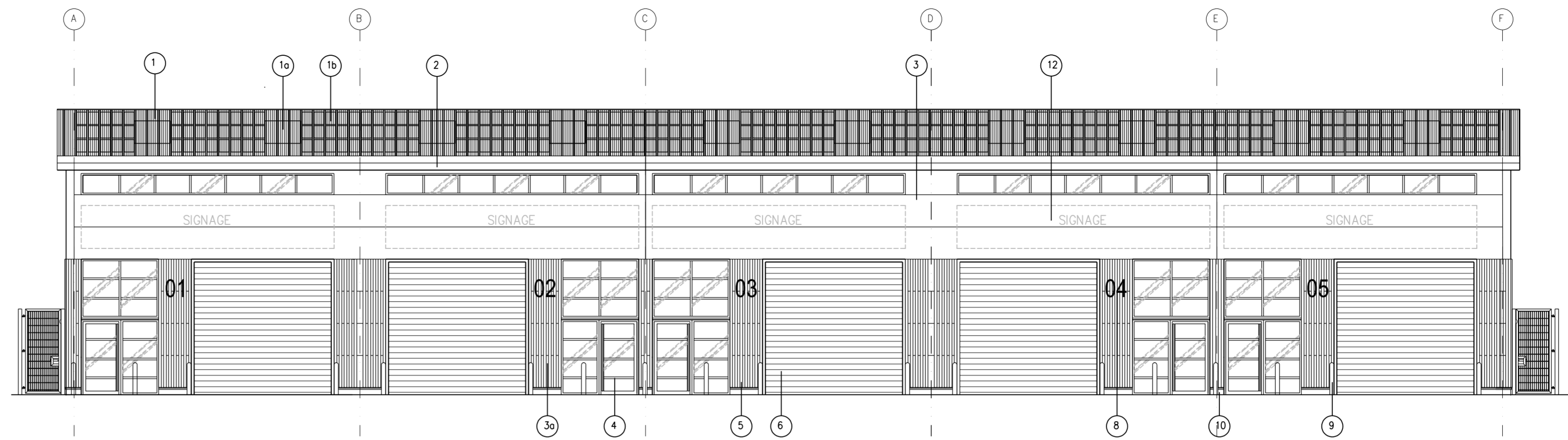
Notes -
This Drawing is copyright of The InHaus Group Ltd and should not be reproduced without permission. All dimensions should be checked on site and any discrepancies notified prior to the commencement of work.



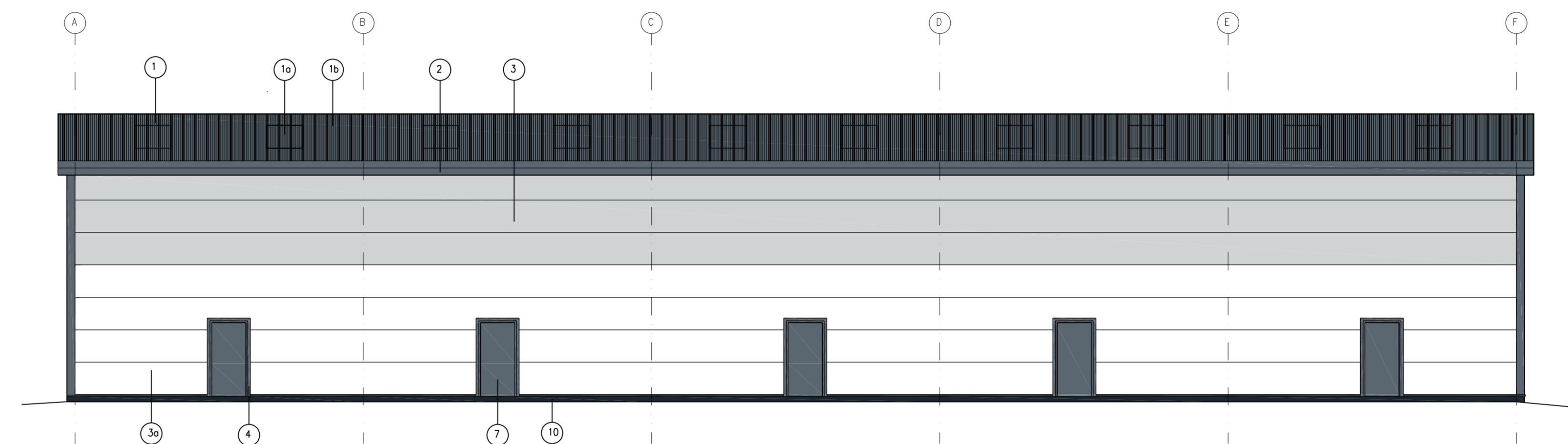
0 40 80 160
Metres

UNIT LOCATION & ORIENTATION
PLAN

Scale 1:2250 @ A1



FRONT ELEVATION (SOUTH-WEST FACING).



REAR ELEVATION (NORTH-EAST FACING).

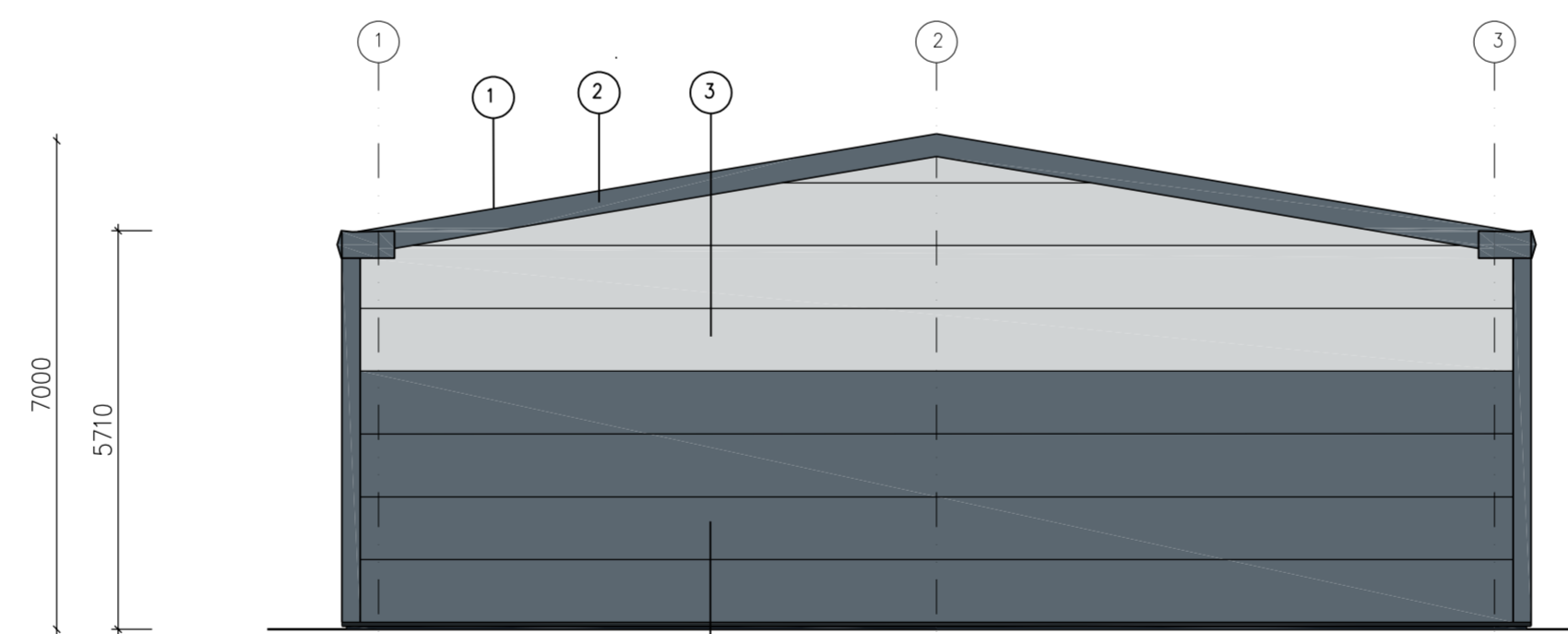
Finishes/ Materials KEY:

- 1 ROOFING: KINGSPAN QUADCORE TRAPEZOIDAL INSULATED PANEL - K51000RW. COLOUR - ANTHRACITE GREY RAL 7016
- 1a ROOF LIGHT: KINGSPAN QUADCORE TRAPEZOIDAL DAY-LITE K51000 DLR. COLOUR - CLEAR
- 1b PHOTOVOLTAIC PANELS: KINGSPAN QUADCORE POWER PANEL PANEL. COLOUR - ANTHRACITE GREY RAL 7016
- 2 FASCIA, SOFFIT, & CORNERS: POWDER COATED METAL. COLOUR - ANTHRACITE GREY RAL 7016
- 3 METAL WALL CLADDING: KINGSPAN QUADCORE AWP KS900 INSULATED PANEL LAID HORIZONTALLY. PROFILE TBC (FLAT OR MICRO RIB). TOP THREE LINES ONLY OR AS SHOWN IN ELEVATIONS. COLOUR - GOOSEWING GREY RAL 080 70 05
- 3a METAL WALL CLADDING: KINGSPAN QUADCORE AWP KS900 INSULATED PANEL LAID HORIZONTALLY. PROFILE TBC (FLAT OR MICRO RIB). BOTTOM LINES ONLY OR AS SHOWN IN ELEVATIONS. COLOUR - ANTHRACITE GREY RAL 7016
- 4 FENESTRATION: DOUBLE GLAZED POWDER COATED ALUMINIUM FRAMES. COLOUR - ANTHRACITE GREY RAL 7016
- 5 TIMBER BATTENS: ACCOYA WOOD FIXED VERTICALLY. COLOUR - NATURAL COLOUR.
- 6 ROLLER SHUTTER DOORS AND FRAMES: POWDER COATED METAL SHUTTER. COLOUR - ANTHRACITE GREY RAL 7016
- 7 ESCAPE DOORS: PAINTED METAL FACED DOORS AND FRAMES. COLOUR - ANTHRACITE GREY RAL 7016
- 8 UNIT NAME AND NUMBERS: COLOUR - BRUSHED STAINLESS STEEL.
- 9 PROTECTION BOLLARDS: PAINTED METAL BOLLARD POSTS. COLOUR - TRAFFIC YELLOW RAL 1023.
- 10 ENGINEERING BRICK - BLUE (GREY).
- 11 POSSIBLE LOCATION FOR GREEN WALL TRELLIS.
- 12 COMPANY SIGNAGE BY OTHERS.

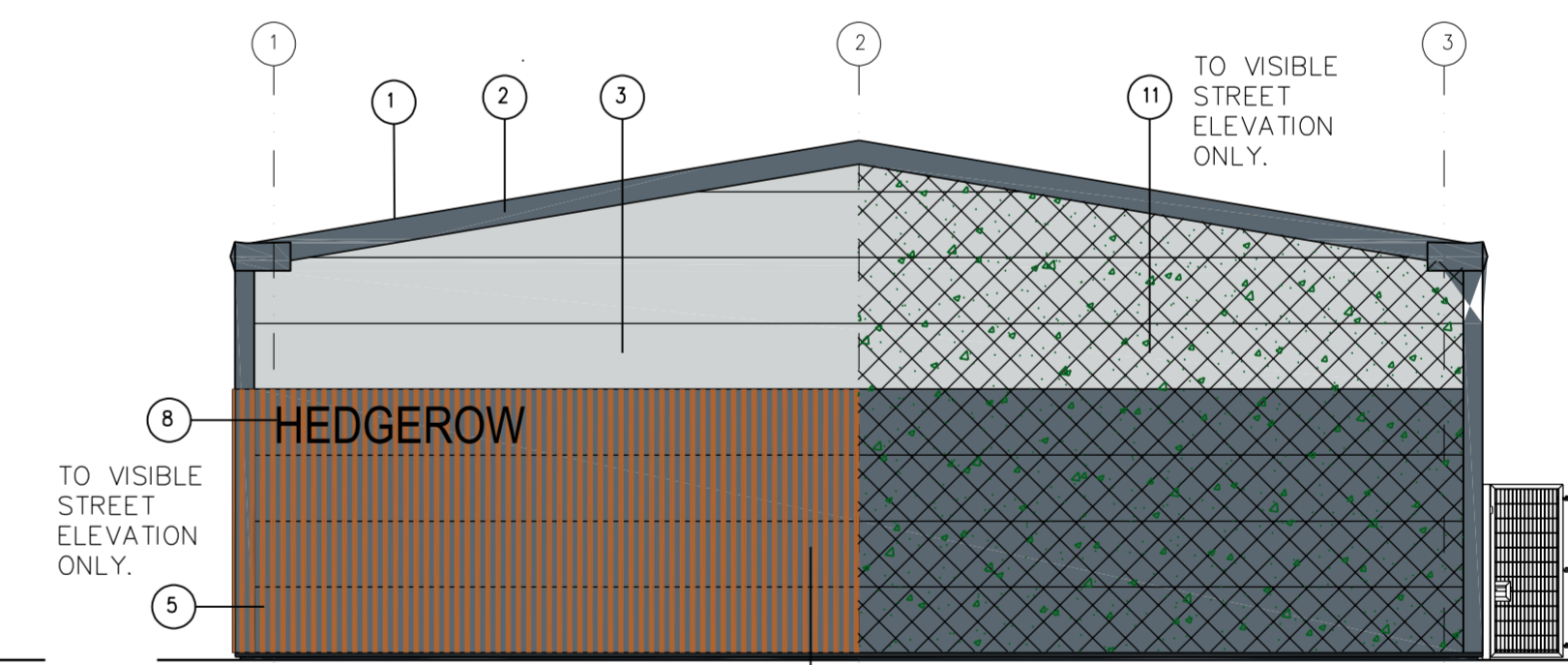


FRONT ELEVATION VISUAL.

SCALE : 0 2 4 6 8 10
0 M 10 M



LH SIDE ELEVATION (NORTH-WEST FACING).



RH SIDE ELEVATION (SOUTH-EAST FACING).

Revisions:

Client:-
Paul Clemitshaw

Project:-
ENTERPRISE WAY
DEVELOPMENT
WHITBY BUSINESS
PARK YO22 4NH

Drawing Title:-
As Proposed:
ELEVATIONS FOR
UNITS 2 AND 3

Scale : 1:100 @ A1


Date : DEC 22

Drawn : InHaus


Issue : Planning

Dwg No: EW / 302 A


METAL WALL CLADDING: KINGSPAN QUADCORE AWP KS900 INSULATED PANEL LAID HORIZONTALLY. PROFILE TBC (FLAT OR MICRO RIB).




FRONT FASCIA COLOURS EXAMPLE.



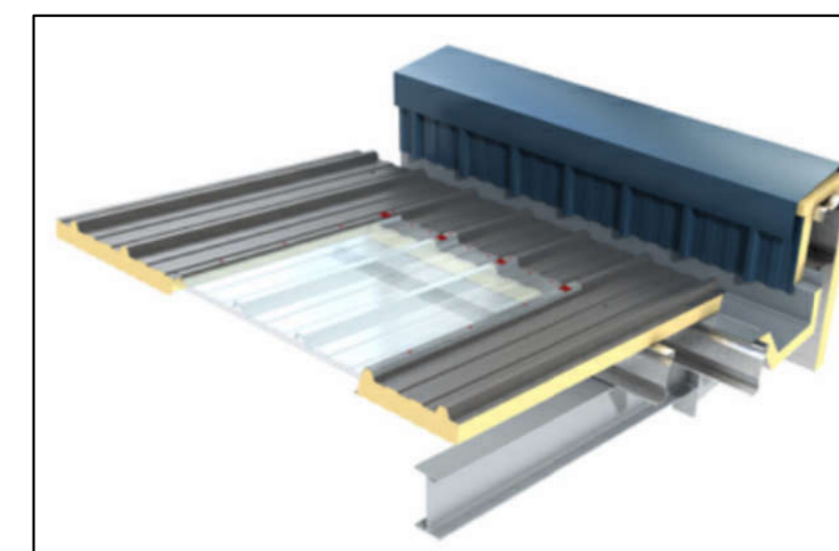
DECORATIVE TIMBER BATTENS: ACCOYA WOOD FIXED VERTICALLY.



INDEPENDENTLY SUPPORTED LIVING WALL METAL TRELLIS: VARIOUS CLIMBING, EVERGREEN PLAN SPECIES TO INCLUDE: IVY, HYDRANGEA, HONEYSUCKLE, JASMINE, ROSES, & SHRUBS.




ROOFING: KINGSPAN QUADCORE TRAPEZOIDAL INSULATED PANEL WITH KINGSPAN QUADCORE TRAPEZOIDAL DAY-LITE.



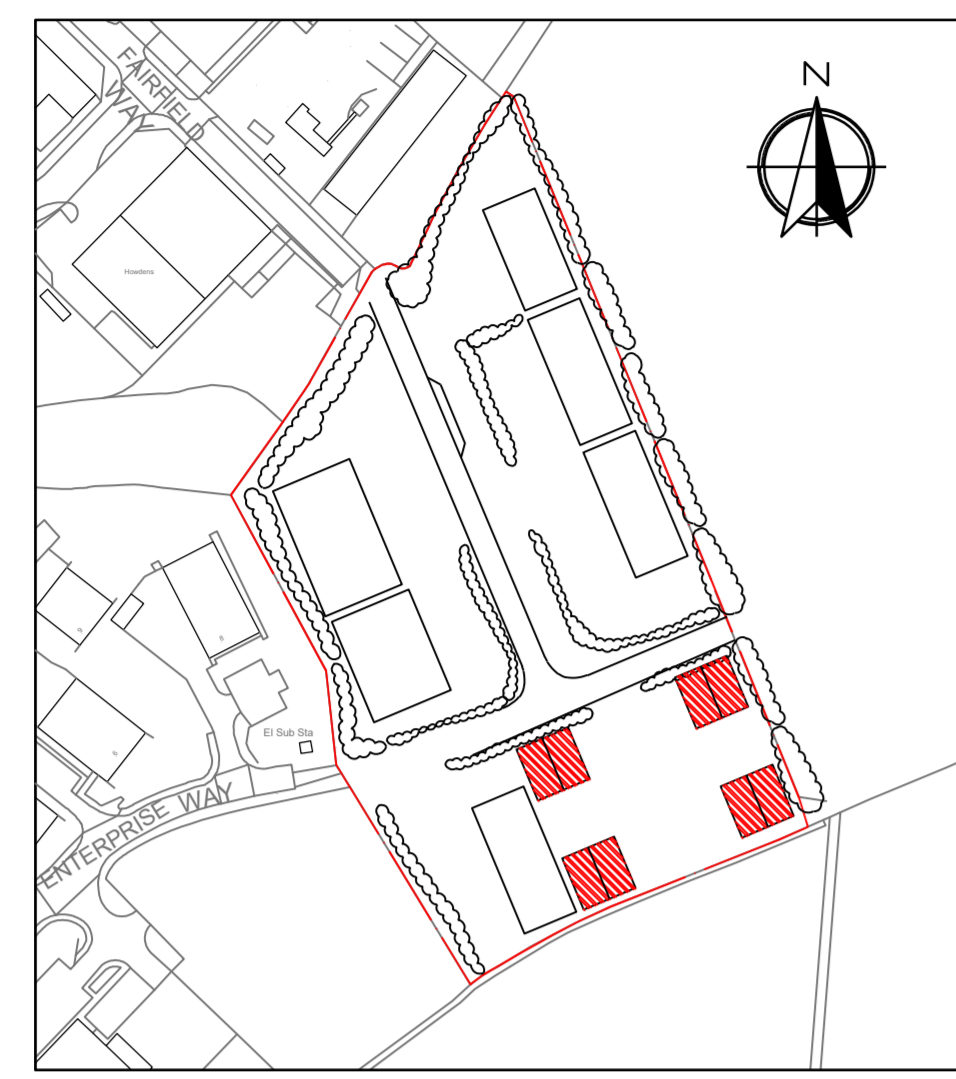
PHOTOVOLTAIC PANELS: KINGSPAN QUADCORE POWER PANEL PANEL.



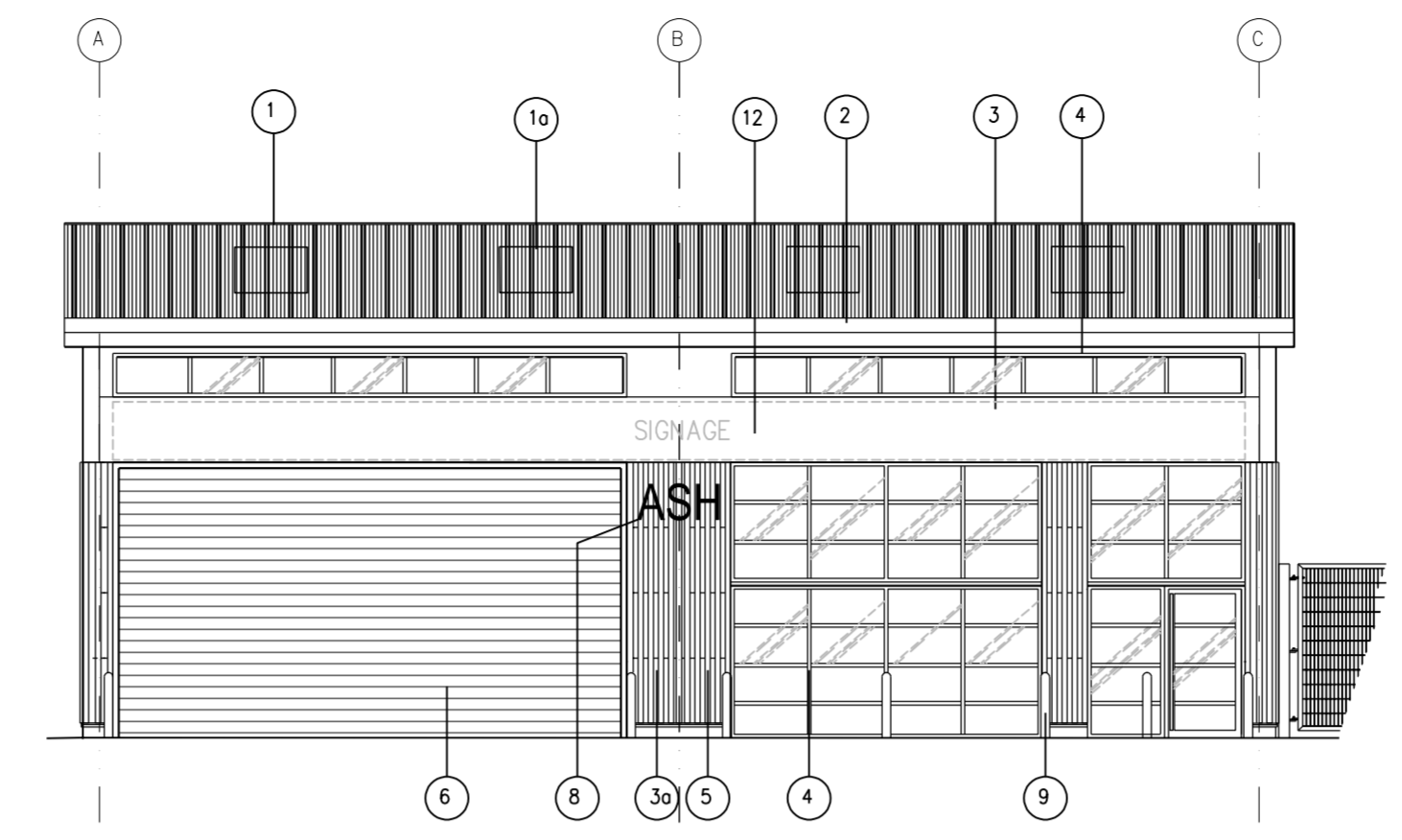


The InHaus Group Ltd
Architects & Interior Designers
89 Walkergate
Beverley
East Yorkshire
HU17 9BP
Tel: 07974 402177
email: admin@inhausgroup.co.uk
Company Reg. No.: 12364438

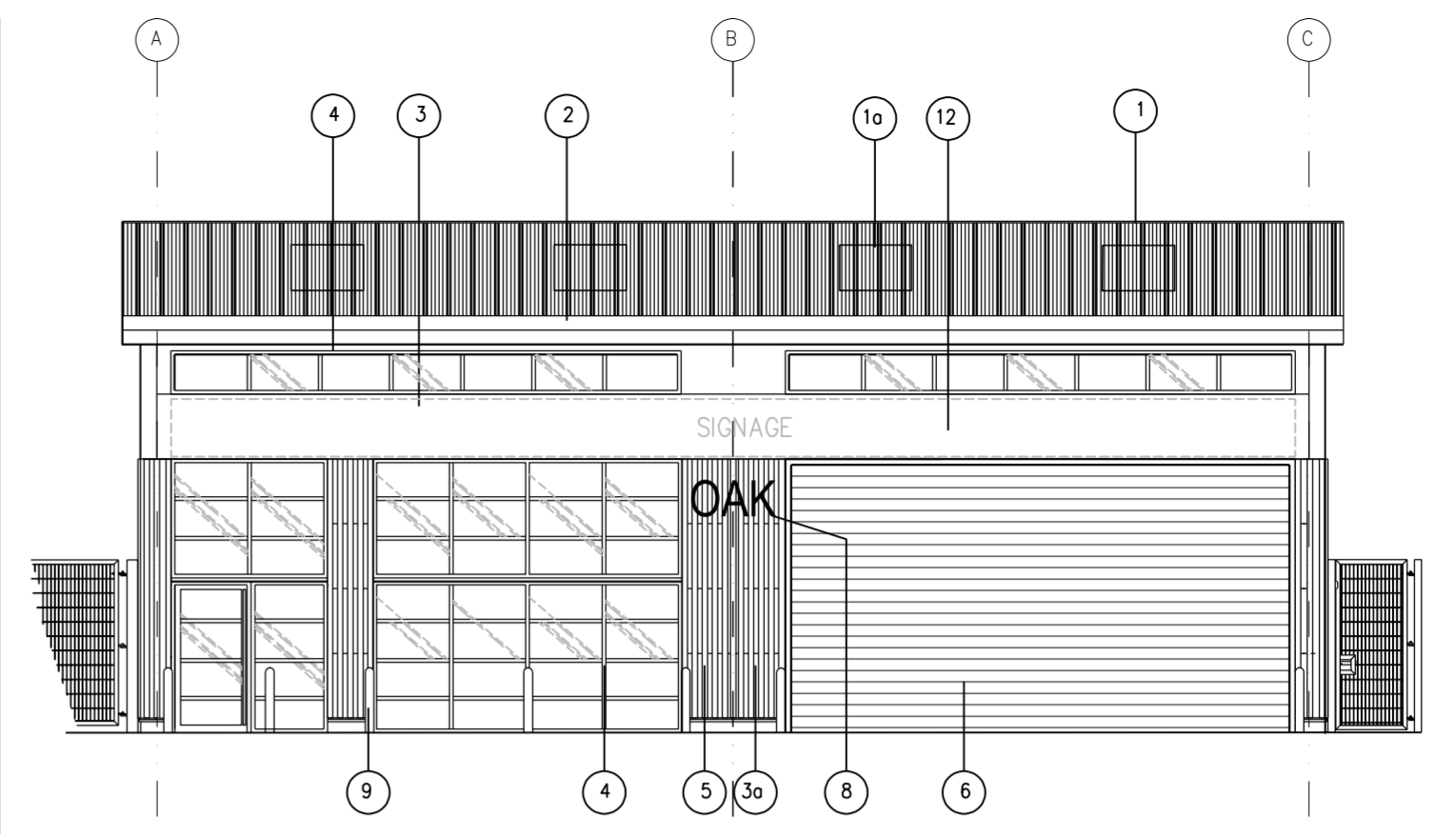
Notes -
This drawing is copyright of The InHaus Group Ltd and should not be reproduced without permission. All dimensions should be checked on site and any discrepancies notified prior to the commencement of work.



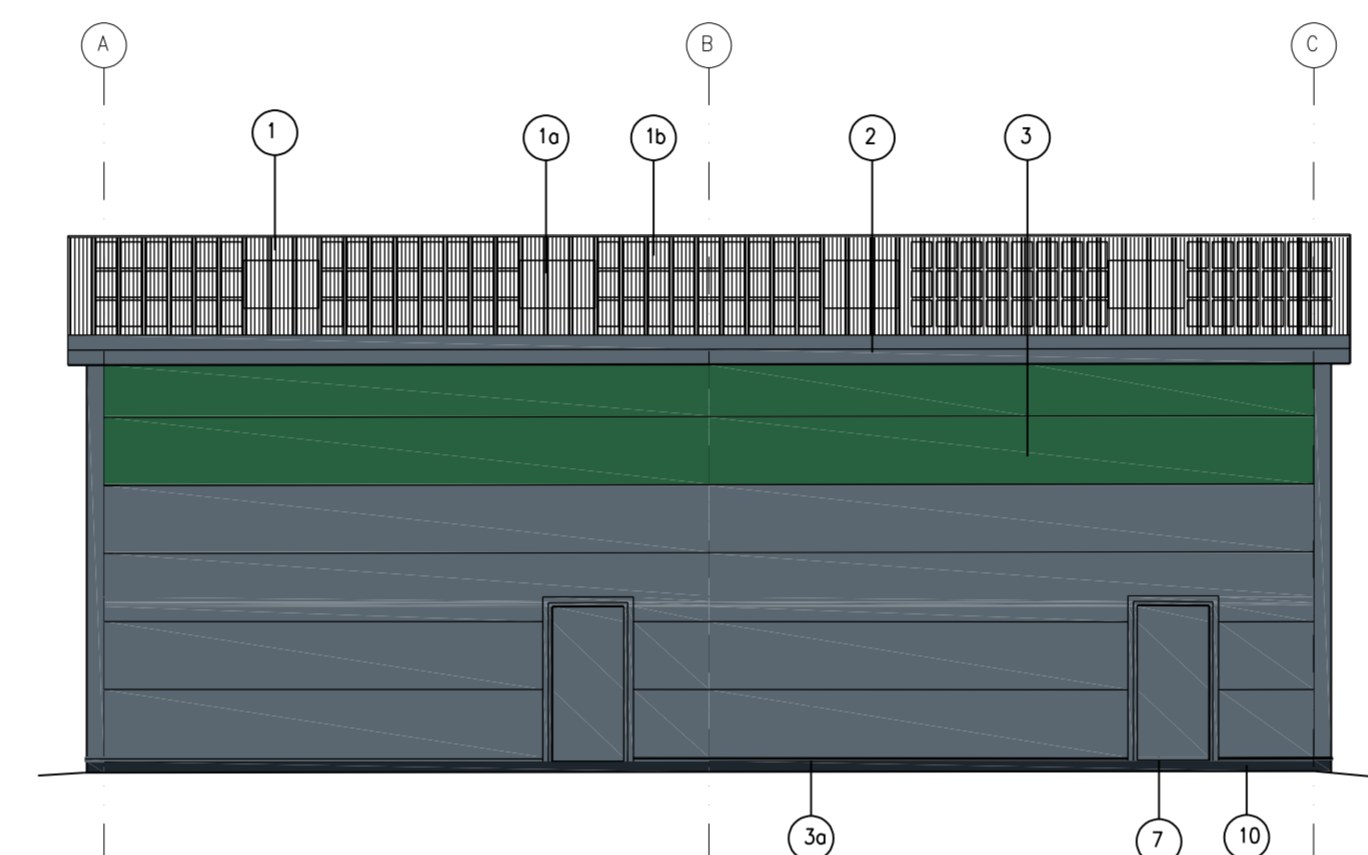
0 40 80 160
Metres
UNIT LOCATION & ORIENTATION PLAN
Scale 1:2250 @ A1



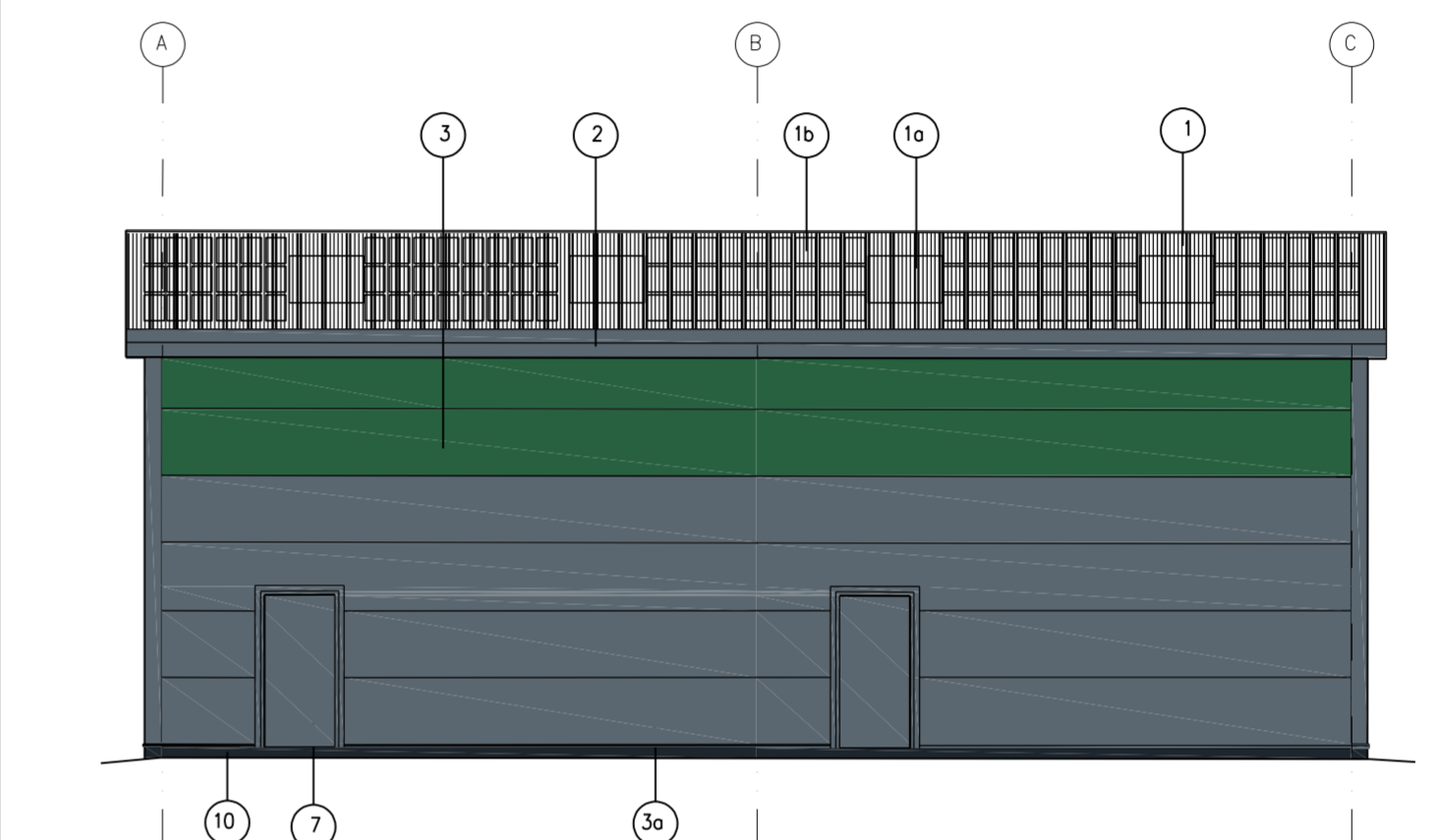
UNITS 4 & 7 FRONT ELEVATION.



UNITS 5 & 6 FRONT ELEVATION .



UNITS 4 & 7 REAR ELEVATION .



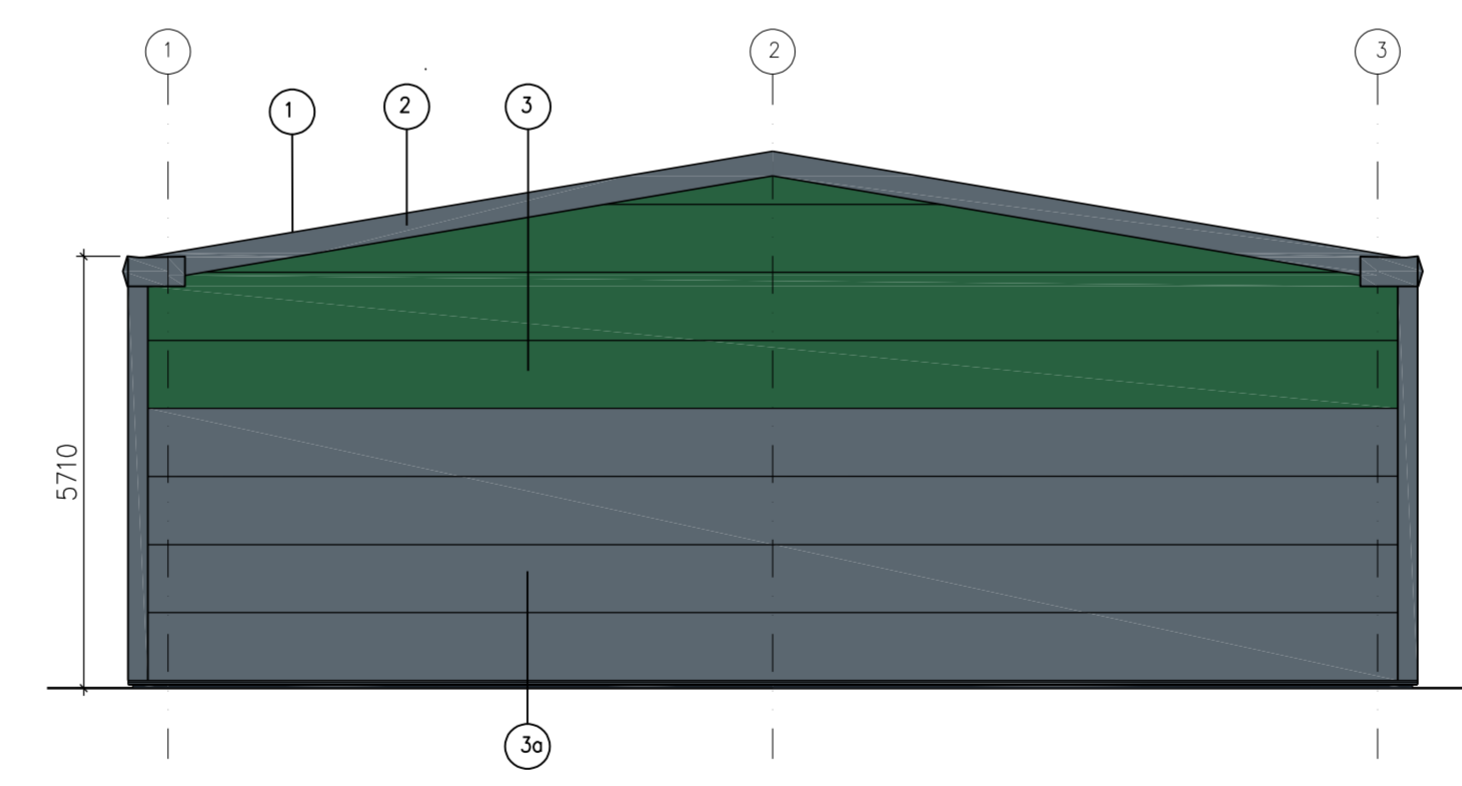
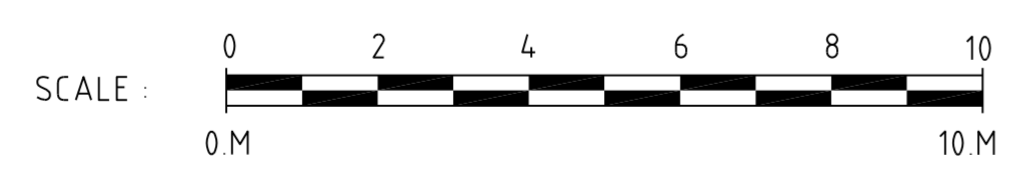
UNITS 5 & 6 REAR ELEVATION.

Finishes/ Materials KEY:

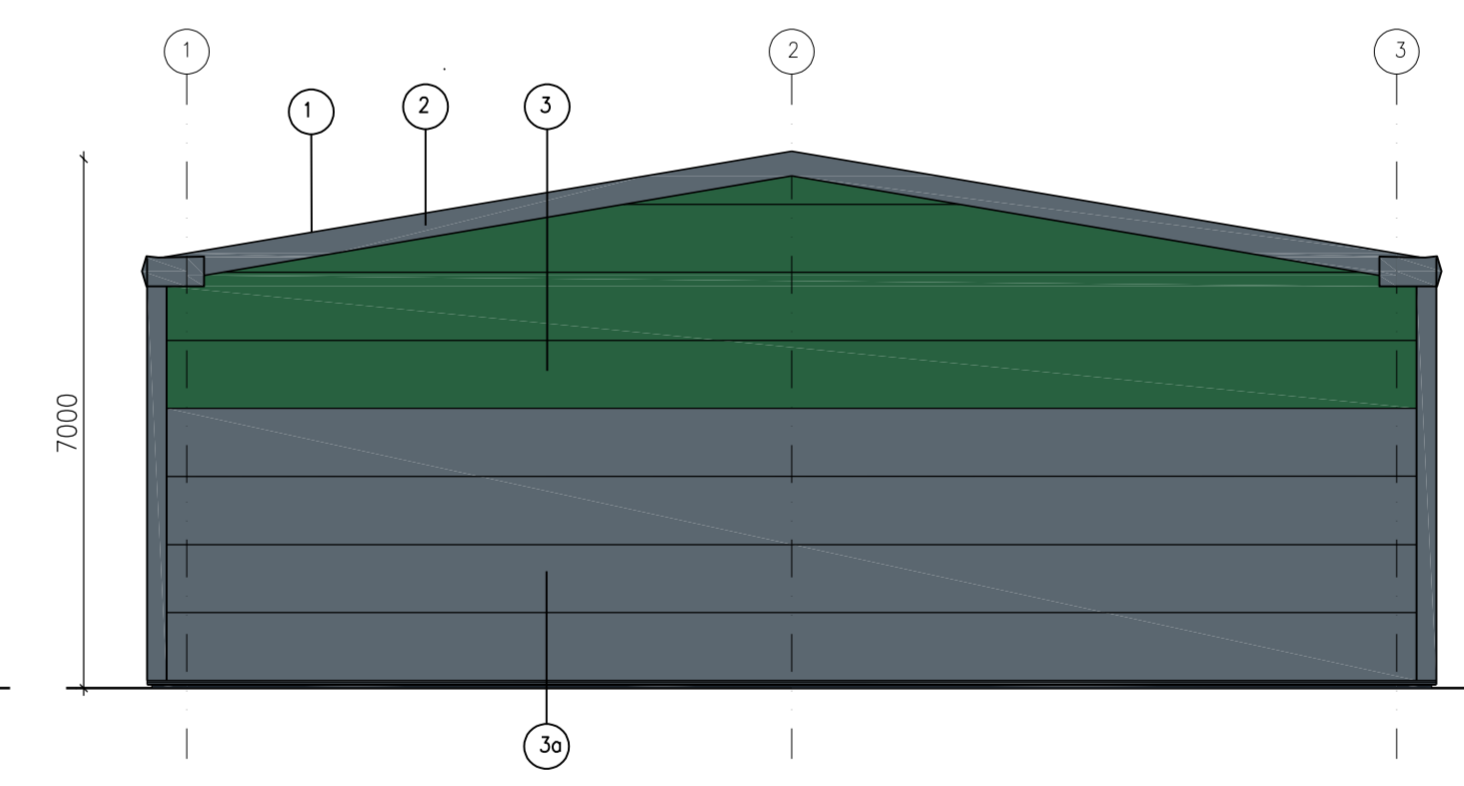
- 1 ROOFING:
KINGSPAN QUADCORE TRAPEZOIDAL INSULATED PANEL - KS1000RW.
COLOUR - ANTHRACITE GREY RAL 7016
- 1a ROOF LIGHT:
KINGSPAN QUADCORE TRAPEZOIDAL DAY-LITE KS1000 DLR.
COLOUR - CLEAR
- 1b PHOTOVOLTAIC PANELS:
KINGSPAN QUADCORE POWER PANEL PANEL.
COLOUR - ANTHRACITE GREY RAL 7016
- 2 FASCIA, SOFFIT, & CORNERS:
POWDER COATED METAL
COLOUR - ANTHRACITE GREY RAL 7016
- 3 METAL WALL CLADDING:
KINGSPAN QUADCORE AWP KS900 INSULATED PANEL LAID HORIZONTALLY.
PROFILE: TBC (FLAT OR MICRO RIB).
TOP THREE LINES ONLY OR AS SHOWN IN ELEVATIONS.
COLOUR - HOLLY BUSH GREEN BS14C39
- 3a METAL WALL CLADDING:
KINGSPAN QUADCORE AWP KS900 INSULATED PANEL LAID HORIZONTALLY.
PROFILE: TBC (FLAT OR MICRO RIB).
BOTTOM LINES ONLY OR AS SHOWN IN ELEVATIONS.
COLOUR - ANTHRACITE GREY RAL 7016
- 4 FENESTRATION:
DOUBLE GLAZED POWDER COATED ALUMINIUM FRAMES
COLOUR - ANTHRACITE GREY RAL 7016
- 5 TIMBER BATTENS:
ACCOYA WOOD FIXED VERTICALLY.
COLOUR - NATURAL COLOUR.
- 6 ROLLER SHUTTER DOORS AND FRAMES:
POWDER COATED METAL SHUTTER.
COLOUR - ANTHRACITE GREY RAL 7016
- 7 ESCAPE DOORS:
PAINTED METAL FACED DOORS AND FRAMES.
COLOUR - ANTHRACITE GREY RAL 7016
- 8 UNIT NAME AND NUMBERS:
COLOUR - BRUSHED STAINLESS STEEL.
- 9 PROTECTION BOLLARDS:
PAINTED METAL BOLLARD POSTS.
COLOUR - TRAFFIC YELLOW RAL 1023.
- 10 ENGINEERING BRICK - BLUE (GREY).
- 11 POSSIBLE LOCATION FOR GREEN WALL TRELLIS.
- 12 COMPANY SIGNAGE BY OTHERS.



FRONT ELEVATION VISUAL.

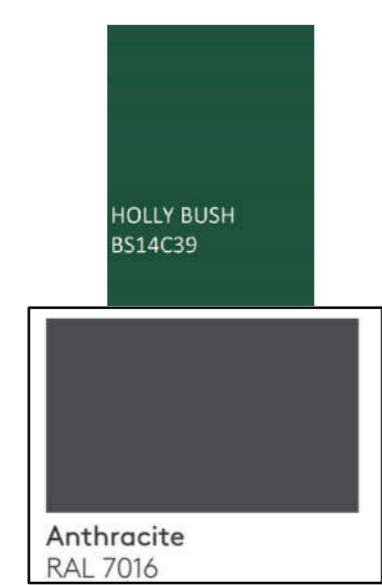



LH SIDE ELEVATION (Units 4,5,6, & 7)




RH SIDE ELEVATION (Units 4,5,6, & 7)


METAL WALL CLADDING:KINGSPAN QUADCORE AWP KS900 INSULATED PANEL LAID HORIZONTALLY. PROFILE TBC (FLAT OR MICRO RIB).



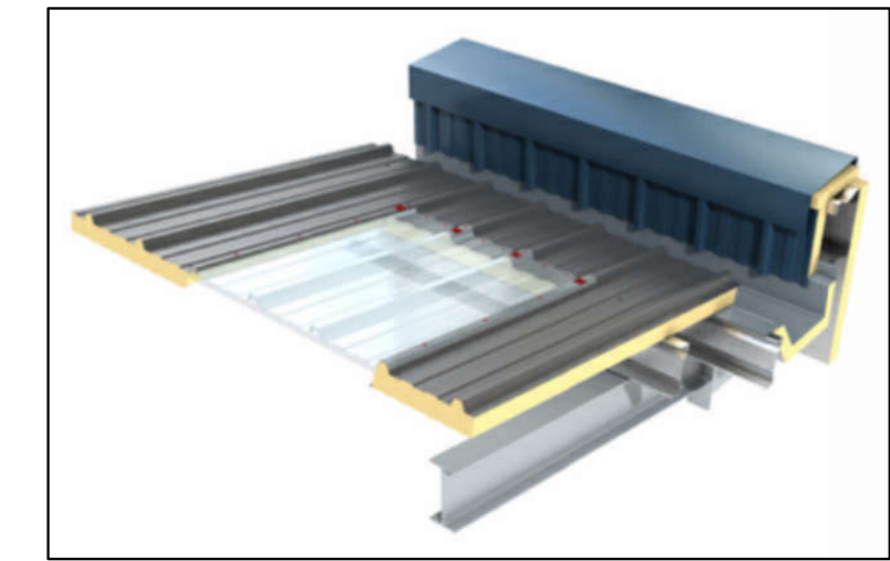
DECORATIVE TIMBER BATTENS: ACCOYA WOOD FIXED VERTICALLY.




FRONT FASCIA COLOURS EXAMPLE.



ROOFING:KINGSPAN QUADCORE TRAPEZOIDAL INSULATED PANEL WITH KINGSPAN QUADCORE TRAPEZOIDAL DAY-LITE.



PHOTOVOLTAIC PANELS: KINGSPAN QUADCORE POWER PANEL PANEL.



A 15 03 2023. Reduced overall height & changed upper cladding colour.

Revisions:

Client:-
Paul Clemitshaw

Project:-
ENTERPRISE WAY
DEVELOPMENT
WHITBY BUSINESS
PARK YO22 4NH


Drawing Title:-
As Proposed:
ELEVATIONS FOR
UNITS 4, 5, 6, & 7

Scale : 1:100 @ A1
Date : DEC 22
Drawn : InHaus
Issue : Planning

Dwg No: EW / 304 A

AMENDED

NYMNP
05/04/2023



The InHaus Group

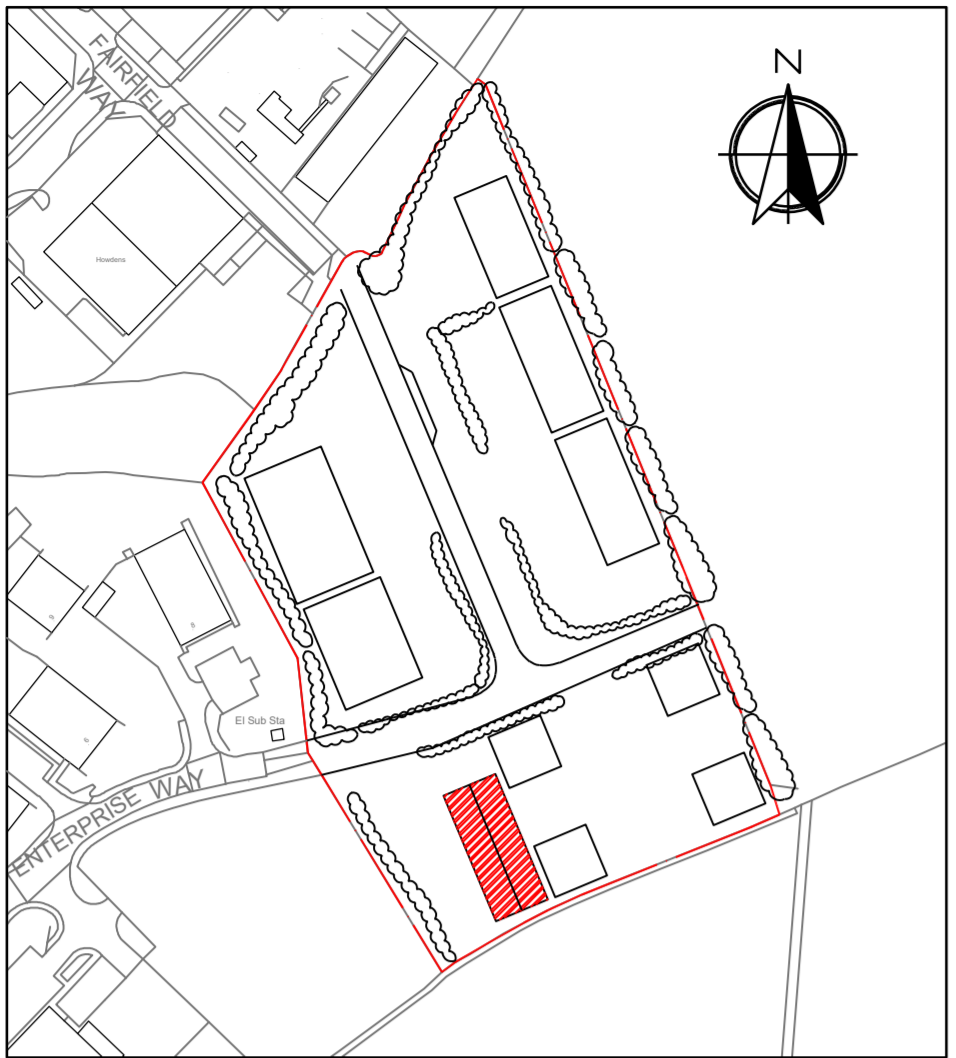
The InHaus Group Ltd
Architects & Interior Designers

89 Walkergate
Beverley
East Yorkshire
HU17 9BP

Tel : 07974 402177
email : admin@inhausgroup.co.uk

Company Reg. No: 12364438

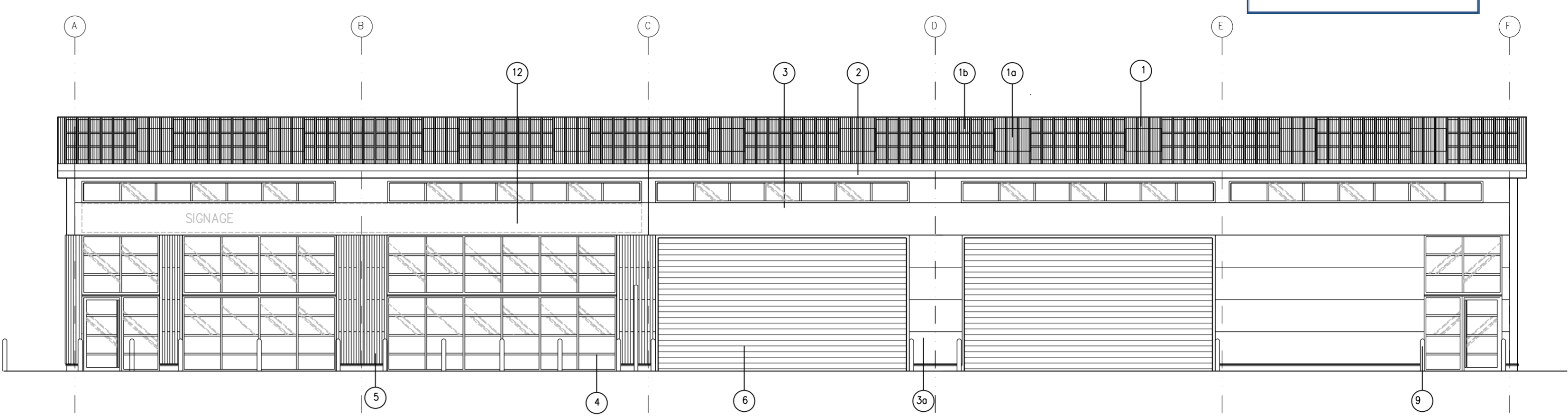
Notes:-
This Drawing is copyright of The InHaus Group Ltd and should not be reproduced without permission. All dimensions should be checked on site and any discrepancies notified prior to the commencement of work.



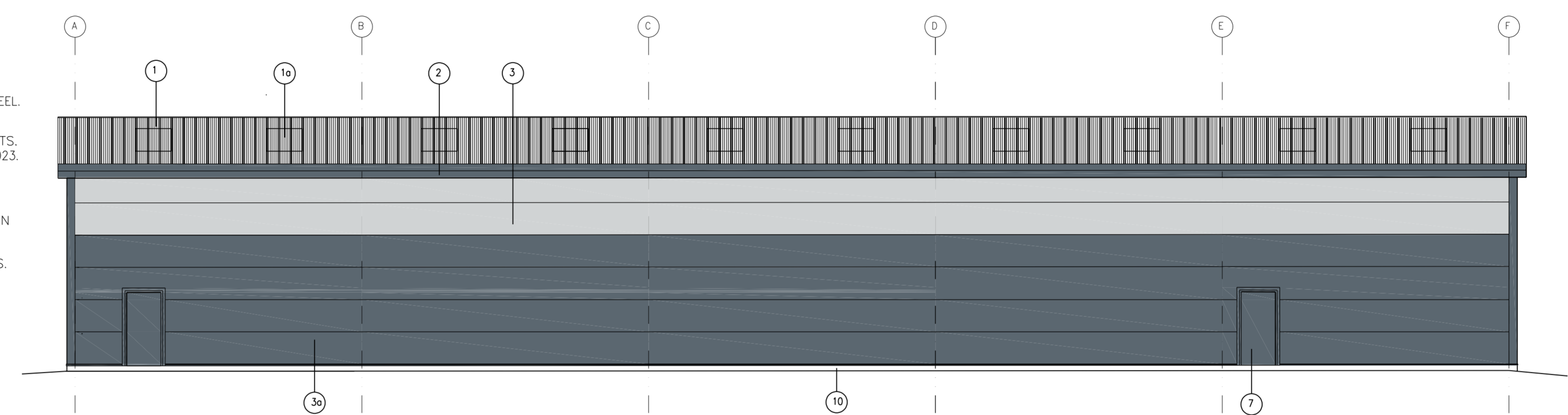
0 40 80 160
Metres

UNIT LOCATION & ORIENTATION
PLAN

Scale 1:2250 @ A1



UNIT 8 FRONT ELEVATION



REAR ELEVATION

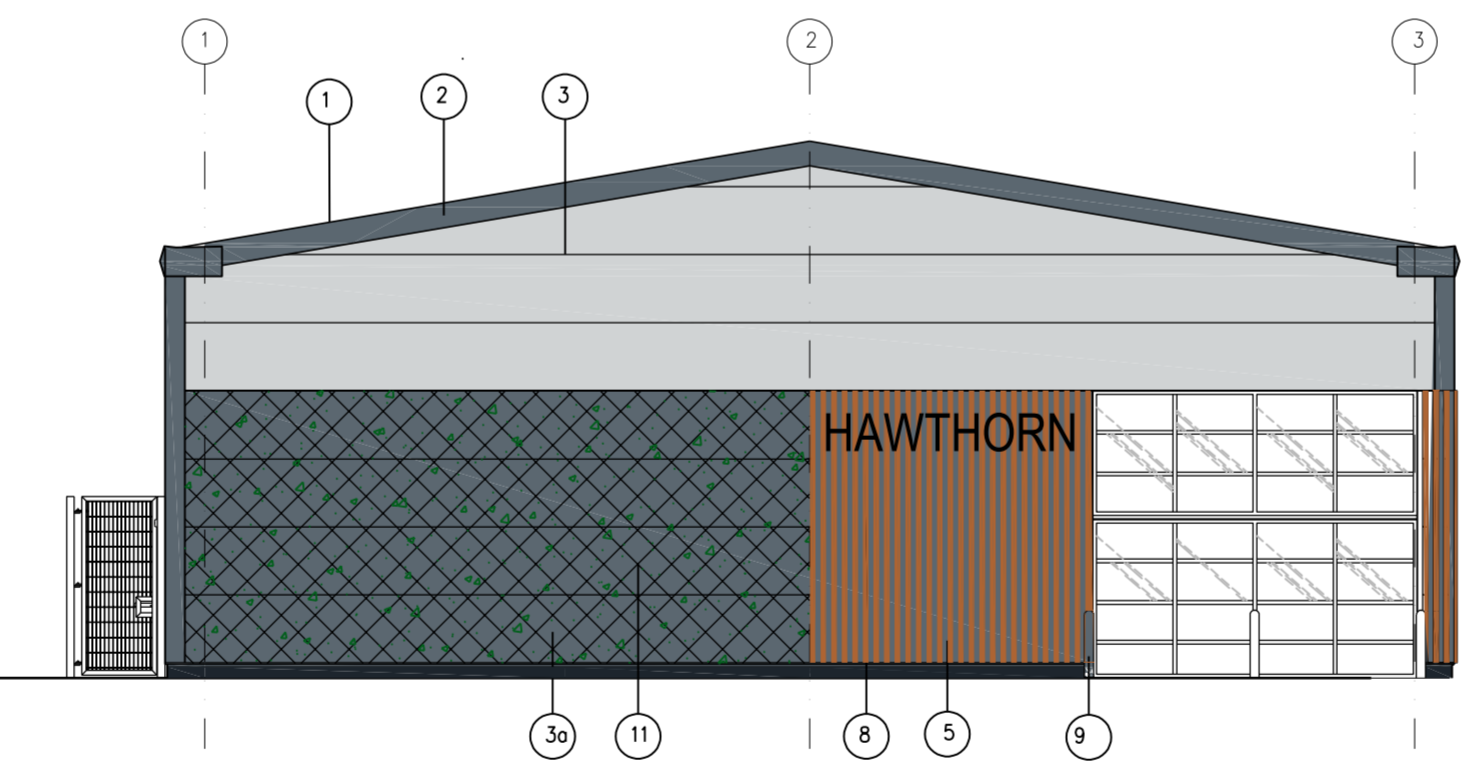
Finishes/ Materials KEY:

- 1 ROOFING: KINGSPAN QUADCORE TRAPEZOIDAL INSULATED PANEL - KS1000RW. COLOUR - ANTHRACITE GREY RAL 7016
- 1a ROOF LIGHT: KINGSPAN QUADCORE TRAPEZOIDAL DAY-LITE KS1000 DLR. COLOUR - CLEAR
- 1b PHOTOVOLTAIC PANELS: KINGSPAN QUADCORE POWER PANEL PANEL. COLOUR - ANTHRACITE GREY RAL 7016
- 2 FASCIA, SOFFIT, & CORNERS: POWDER COATED METAL. COLOUR - ANTHRACITE GREY RAL 7016
- 3 METAL WALL CLADDING: KINGSPAN QUADCORE AWP KS900 INSULATED PANEL LAID HORIZONTALLY. PROFILE TBC (FLAT OR MICRO RIB). TOP THREE LINES ONLY OR AS SHOWN IN ELEVATIONS. COLOUR - GOOSEWING GREY RAL 080 70 05
- 3a METAL WALL CLADDING: KINGSPAN QUADCORE AWP KS900 INSULATED PANEL LAID HORIZONTALLY. PROFILE TBC (FLAT OR MICRO RIB). BOTTOM LINES ONLY OR AS SHOWN IN ELEVATIONS. COLOUR - ANTHRACITE GREY RAL 7016
- 4 FENESTRATION: DOUBLE GLAZED POWDER COATED ALUMINIUM FRAMES. COLOUR - ANTHRACITE GREY RAL 7016
- 5 TIMBER BATTENS: ACCOYA WOOD FIXED VERTICALLY. COLOUR - NATURAL COLOUR.
- 6 ROLLER SHUTTER DOORS AND FRAMES: POWDER COATED METAL SHUTTER. COLOUR - ANTHRACITE GREY RAL 7016
- 7 ESCAPE DOORS: PAINTED METAL FACED DOORS AND FRAMES. COLOUR - ANTHRACITE GREY RAL 7016
- 8 UNIT NAME AND NUMBERS: COLOUR - BRUSHED STAINLESS STEEL.
- 9 PROTECTION BOLLARDS: PAINTED METAL BOLLARD POSTS. COLOUR - TRAFFIC YELLOW RAL 1023.
- 10 ENGINEERING BRICK - BLUE (GREY).
- 11 POSSIBLE LOCATION FOR GREEN WALL TRELLIS.
- 12 COMPANY SIGNAGE BY OTHERS.

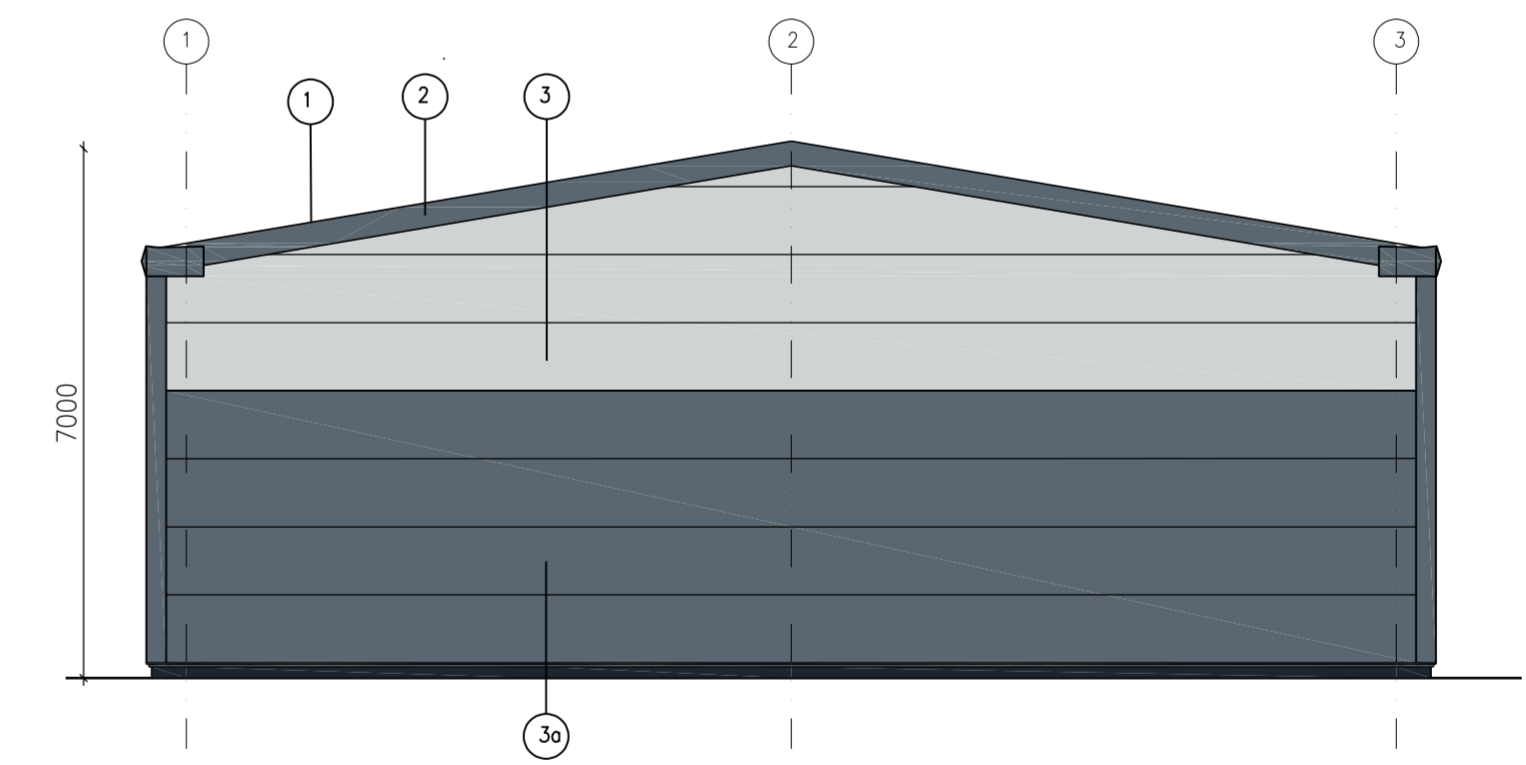


FRONT ELEVATION VISUAL.





SCALE : 0 2 4 6 8 10
0.M 10.M



LH SIDE ELEVATION



RH SIDE ELEVATION



Revisions:

Client:-
Paul Clemitshaw

Project:-
ENTERPRISE WAY
DEVELOPMENT
WHITBY BUSINESS
PARK YO22 4NH

Drawing Title:-
As Proposed:
ELEVATIONS FOR
UNIT 8

Scale : 1:100 @ A1

Date : DEC 22

Drawn : InHaus


Issue : Planning

Dwg No: EW / 305 A

AMENDED

NYMNP

05/04/2023



The InHaus Group

The InHaus Group Ltd
Architects & Interior Designers

89 Walkergate
Beverley
East Yorkshire
HU17 9BP

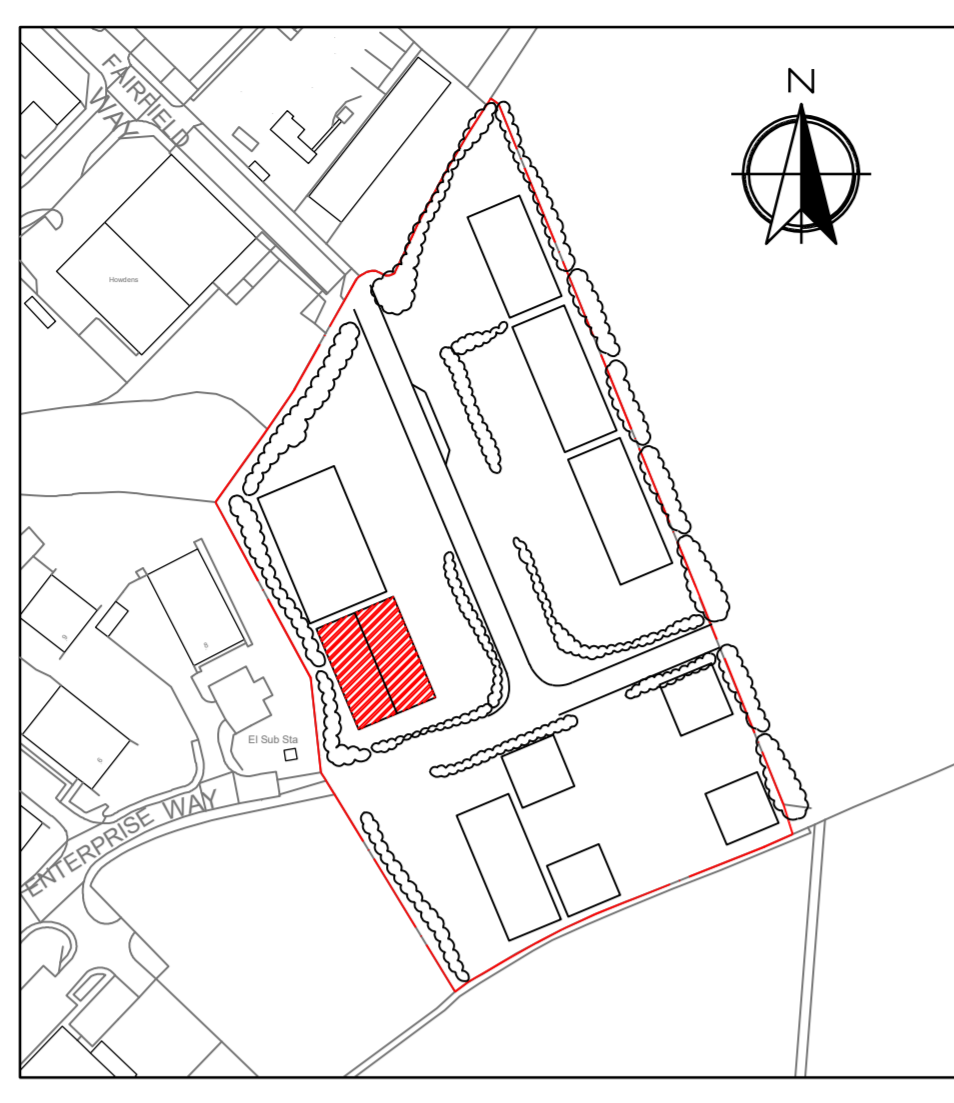
Tel: 07974 402177
email: admin@inhausgroup.co.uk

Company Reg. No.: 12364438

Notes -
This Drawing is copyright of The InHaus Group Ltd and should not be reproduced without permission. All dimensions should be checked on site and any discrepancies notified prior to the commencement of work.

Finishes/ Materials KEY:

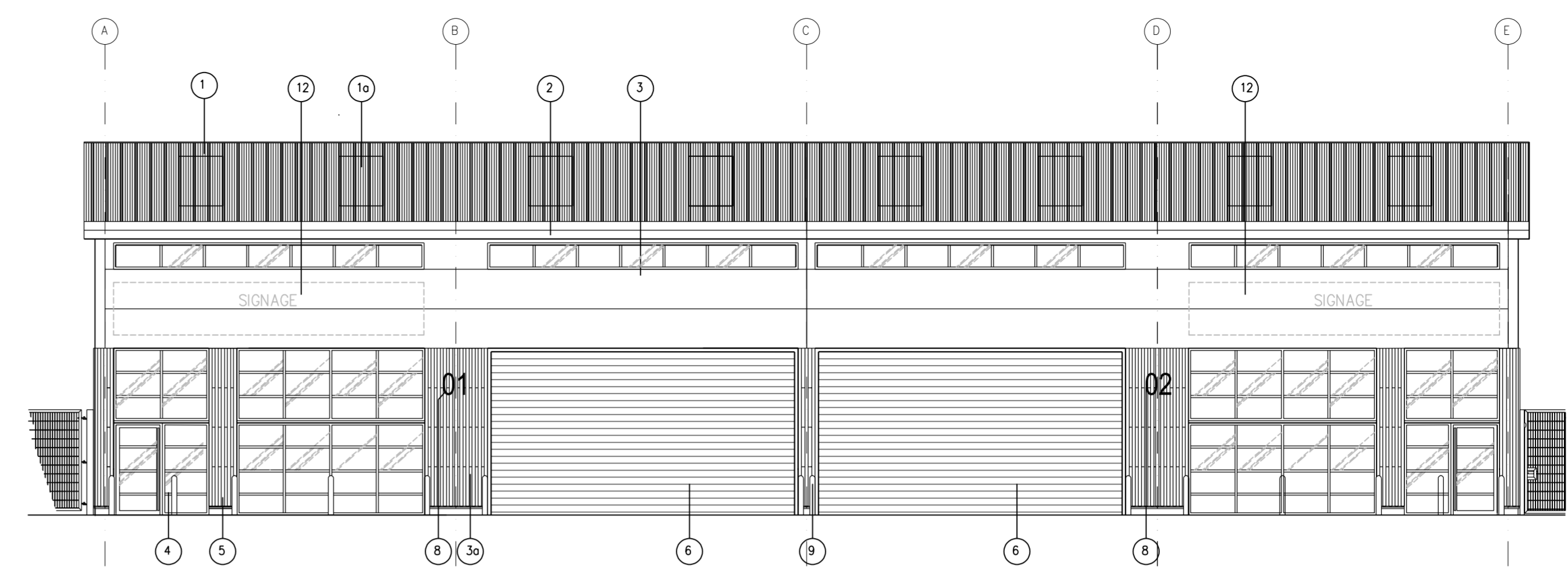
- 1 ROOFING: KINGSPAN QUADCORE TRAPEZOIDAL INSULATED PANEL - KS1000RW. COLOUR - ANTHRACITE GREY RAL 7016
- 1a ROOF LIGHT: KINGSPAN QUADCORE TRAPEZOIDAL DAY-LITE KS1000 DLR. COLOUR - CLEAR
- 1b PHOTOVOLTAIC PANELS: KINGSPAN QUADCORE POWER PANEL PANEL. COLOUR - ANTHRACITE GREY RAL 7016
- 2 FASCIA, SOFFIT, & CORNERS: POWDER COATED METAL. COLOUR - ANTHRACITE GREY RAL 7016
- 3 METAL WALL CLADDING: KINGSPAN QUADCORE AWP KS900 INSULATED PANEL LAID HORIZONTALLY. PROFILE TBC (FLAT OR MICRO RIB). TOP THREE LINES ONLY OR AS SHOWN IN ELEVATIONS. COLOUR - DICK VAN DYKE RAL 8014
- 3a METAL WALL CLADDING: KINGSPAN QUADCORE AWP KS900 INSULATED PANEL LAID HORIZONTALLY. PROFILE TBC (FLAT OR MICRO RIB). BOTTOM LINES ONLY OR AS SHOWN IN ELEVATIONS. COLOUR - ANTHRACITE GREY RAL 7016
- 4 FENESTRATION: DOUBLE GLAZED POWDER COATED ALUMINIUM FRAMES. COLOUR - ANTHRACITE GREY RAL 7016
- 5 TIMBER BATTENS: ACCOYA WOOD FIXED VERTICALLY. COLOUR - NATURAL COLOUR.
- 6 ROLLER SHUTTER DOORS AND FRAMES: POWDER COATED METAL SHUTTER. COLOUR - ANTHRACITE GREY RAL 7016
- 7 ESCAPE DOORS: PAINTED METAL FACED DOORS AND FRAMES. COLOUR - ANTHRACITE GREY RAL 7016
- 8 UNIT NAME AND NUMBERS: COLOUR - BRUSHED STAINLESS STEEL.
- 9 PROTECTION BOLLARDS: PAINTED METAL BOLLARD POSTS. COLOUR - TRAFFIC YELLOW RAL 1023.
- 10 ENGINEERING BRICK - BLUE (GREY).
- 11 POSSIBLE LOCATION FOR GREEN WALL TRELLIS.
- 12 COMPANY SIGNAGE BY OTHERS.



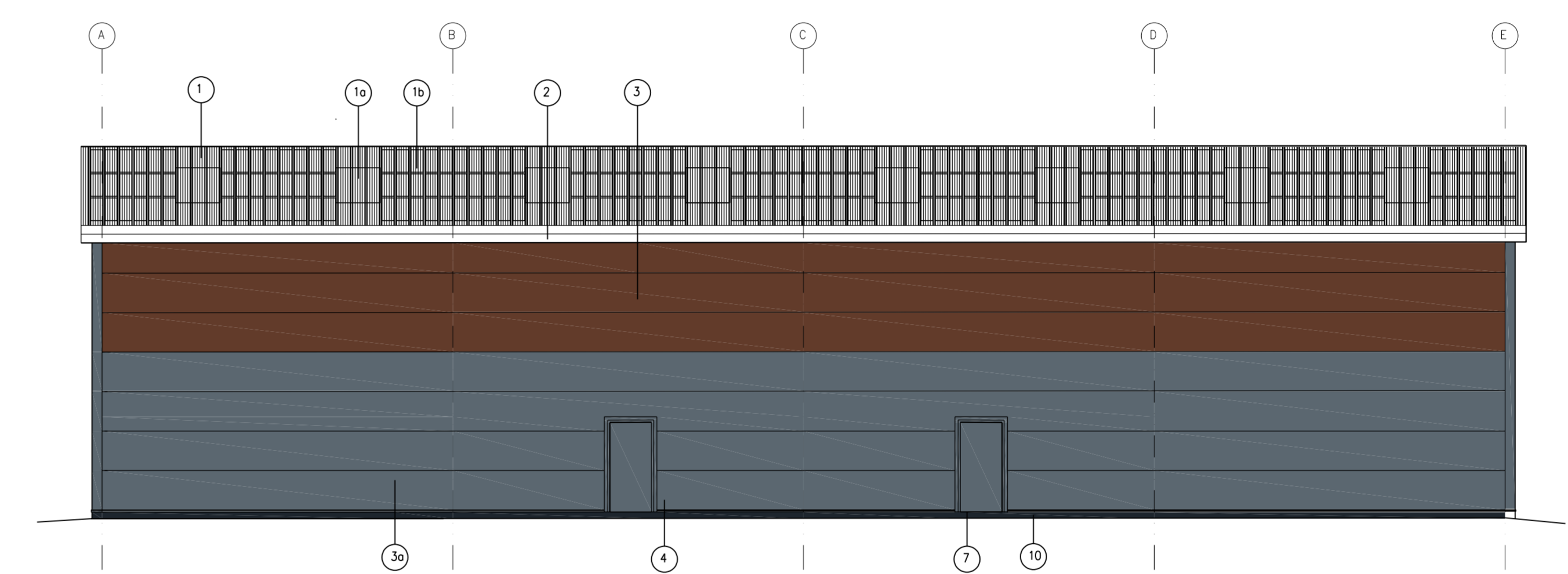
0 40 80 160
Metres

UNIT LOCATION & ORIENTATION PLAN

Scale 1:2250 @ A1



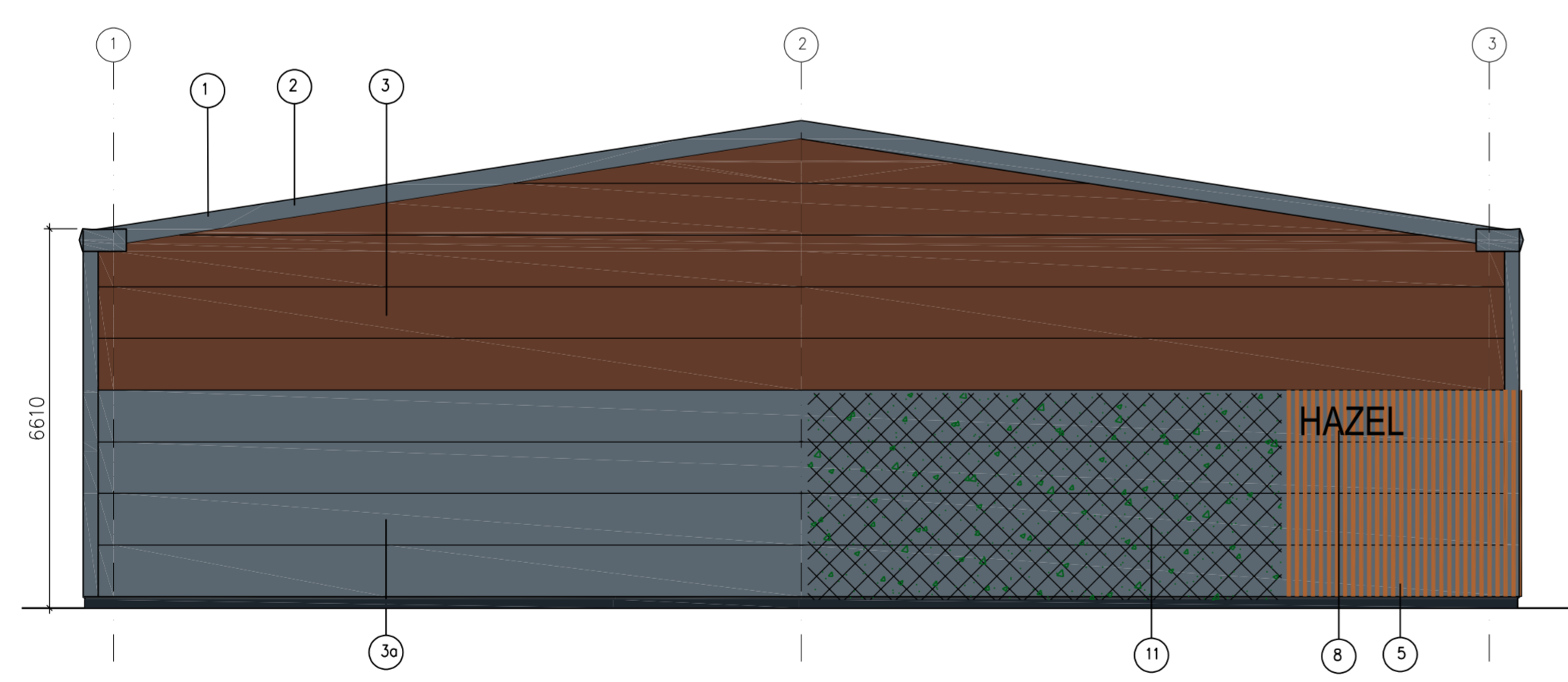
UNIT 9 FRONT ELEVATION



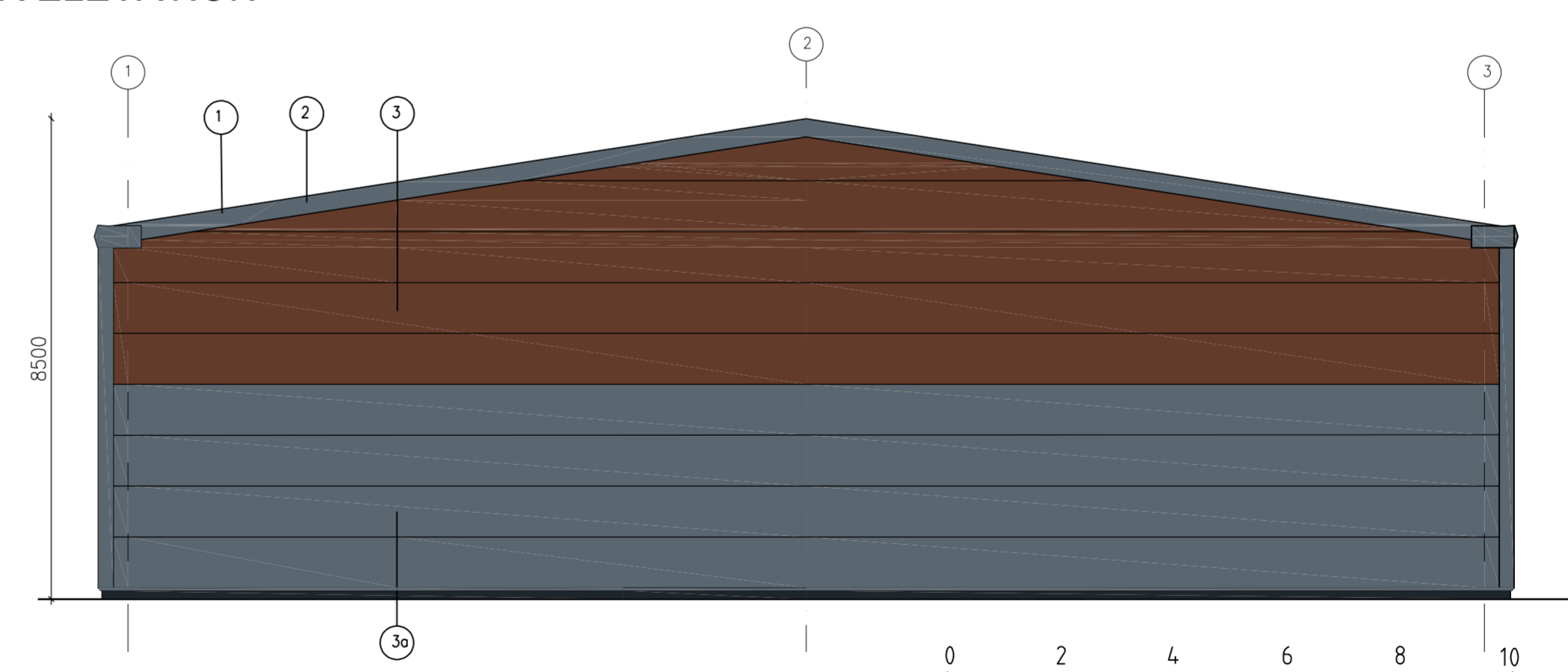
REAR ELEVATION



FRONT ELEVATION VISUAL.




LH SIDE ELEVATION




RH SIDE ELEVATION

SCALE: 0 2 4 6 8 10
0 M 10 M


METAL WALL CLADDING: KINGSPAN QUADCORE AWP KS900 INSULATED PANEL LAID HORIZONTALLY. PROFILE TBC (FLAT OR MICRO RIB).




FRONT FASCIA COLOURS EXAMPLE.



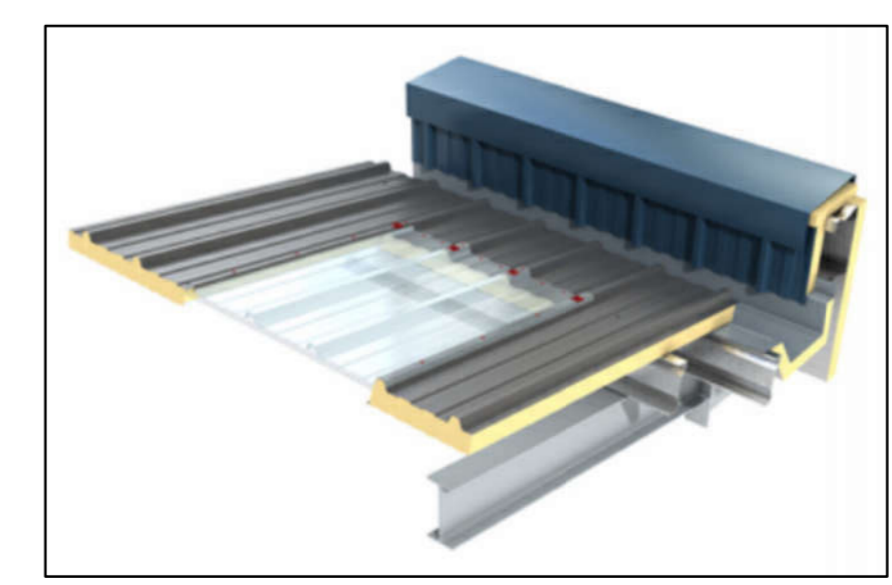
DECORATIVE TIMBER BATTENS: ACCOYA WOOD FIXED VERTICALLY.




INDEPENDENTLY SUPPORTED LIVING WALL METAL TRELLIS: VARIOUS CLIMBING, EVERGREEN PLANT SPECIES TO INCLUDE: IVY, HYDRANGEA, HONEYSUCKLE, JASMINE, ROSES, & SHRUBS.



ROOFING: KINGSPAN QUADCORE TRAPEZOIDAL INSULATED PANEL WITH KINGSPAN QUADCORE TRAPEZOIDAL DAY-LITE.



PHOTOVOLTAIC PANELS: KINGSPAN QUADCORE POWER PANEL PANEL.



A 2103 2023 Increased overall height & changed upper cladding colour.

Revisions:

Client: Paul Clemitchaw

Project: ENTERPRISE WAY DEVELOPMENT WHITBY BUSINESS PARK YO22 4NH

Drawing Title: As Proposed: ELEVATIONS FOR UNIT 9

Scale : 1:100 @ A1
Date : DEC 22
Drawn : InHaus
Issue : Planning

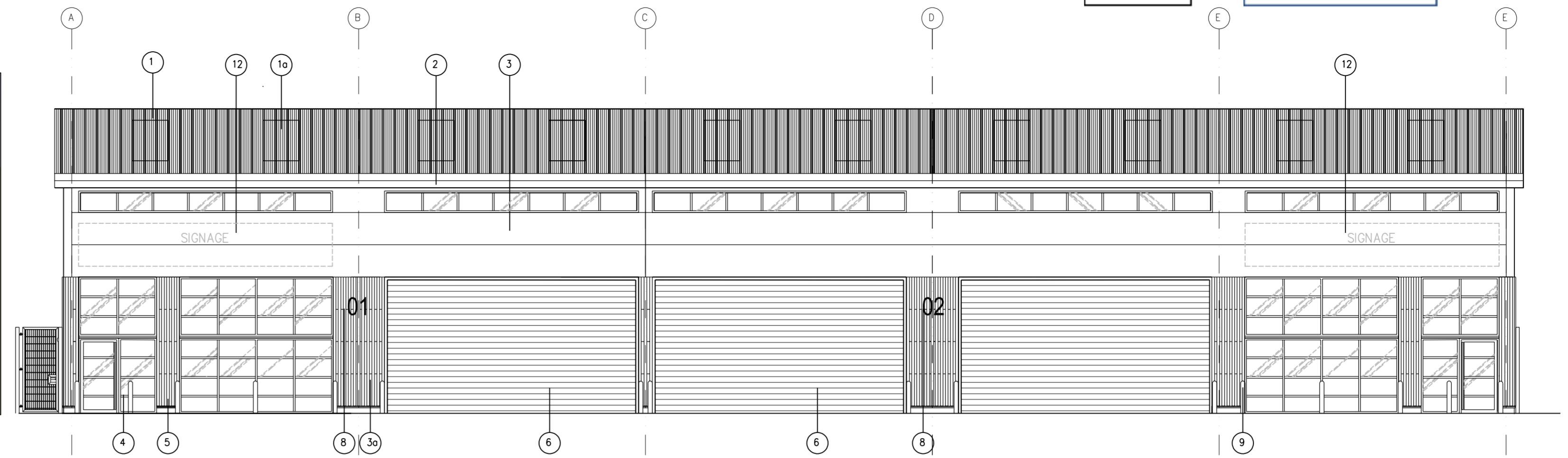
Dwg No: EW / 306 A

AMENDED

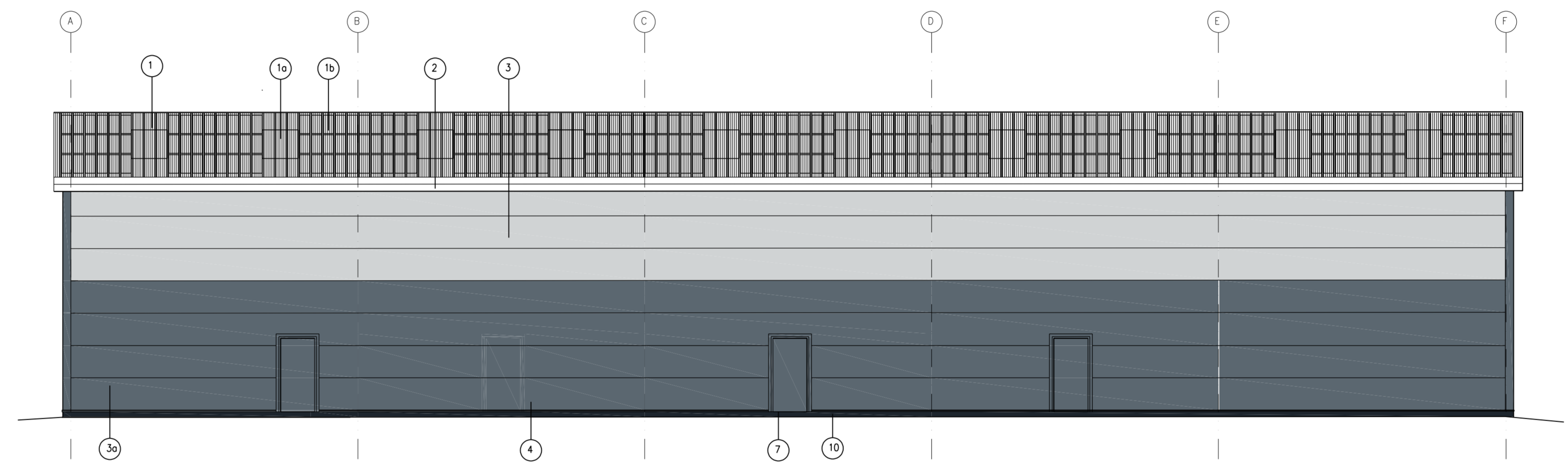
NYMNP
05/04/2023



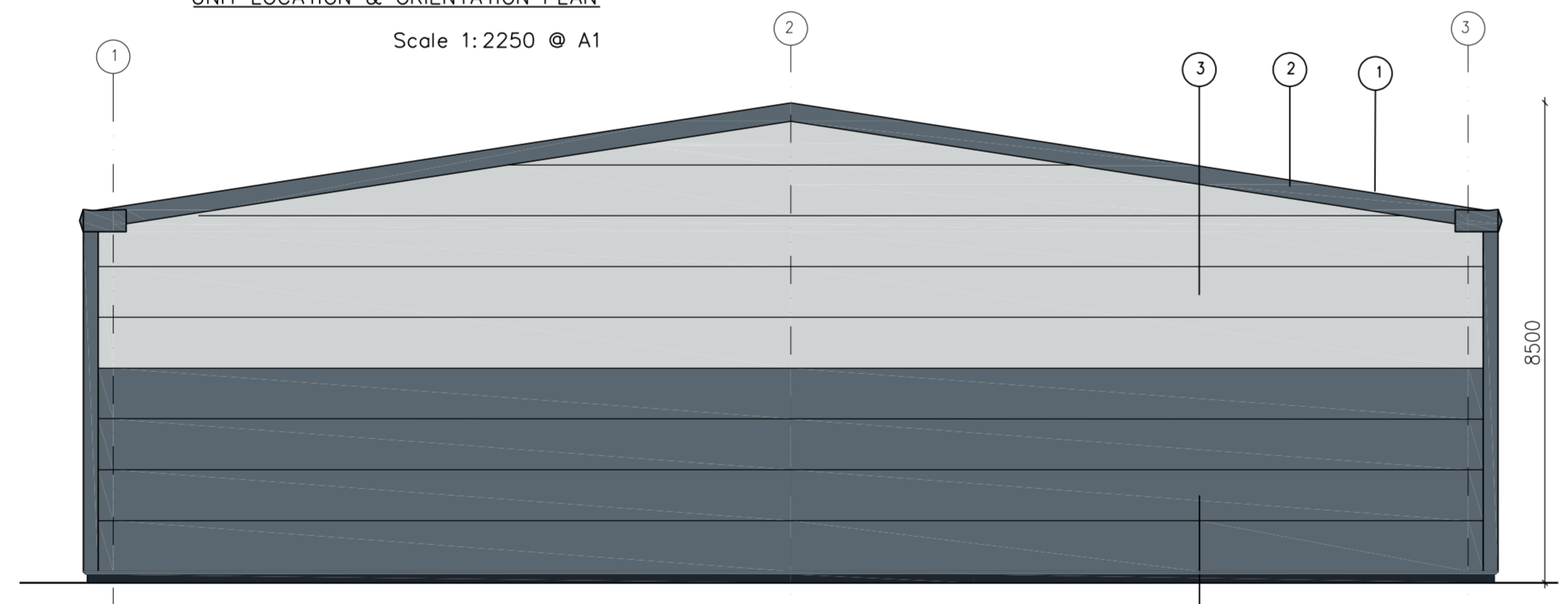
FRONT ELEVATION VISUAL.



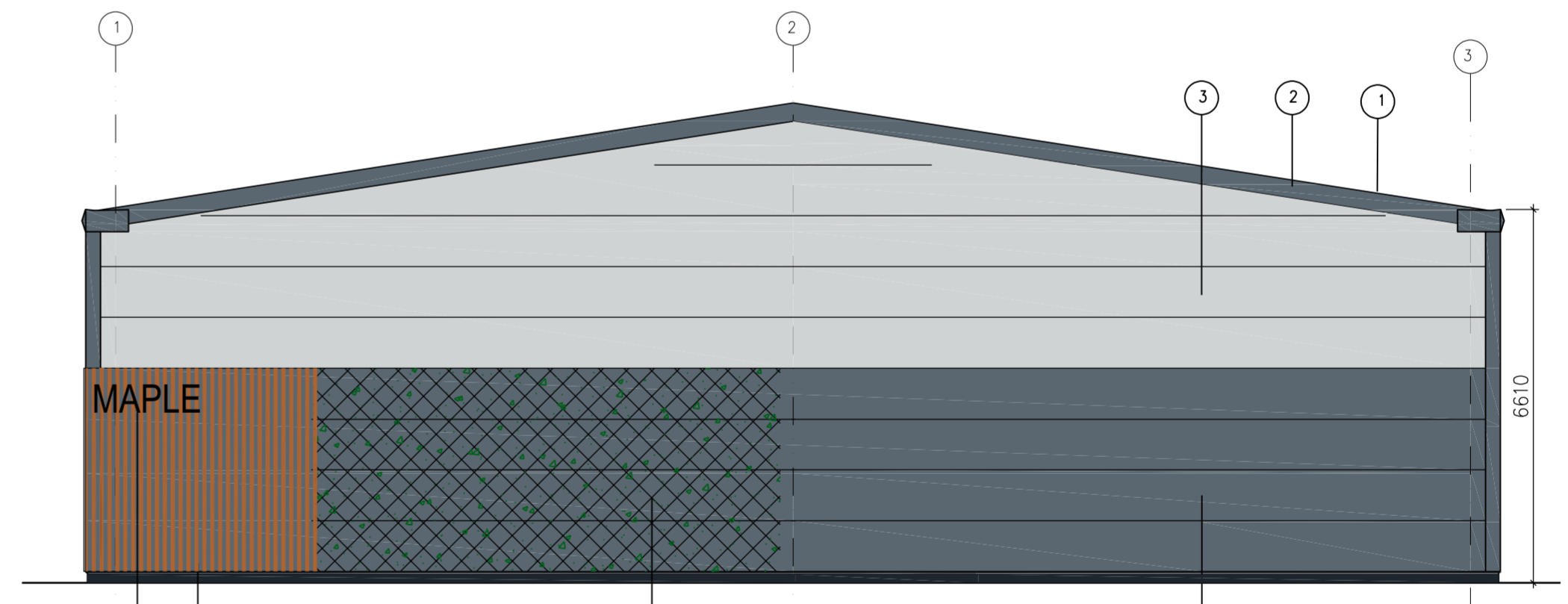
UNIT 9 FRONT ELEVATION



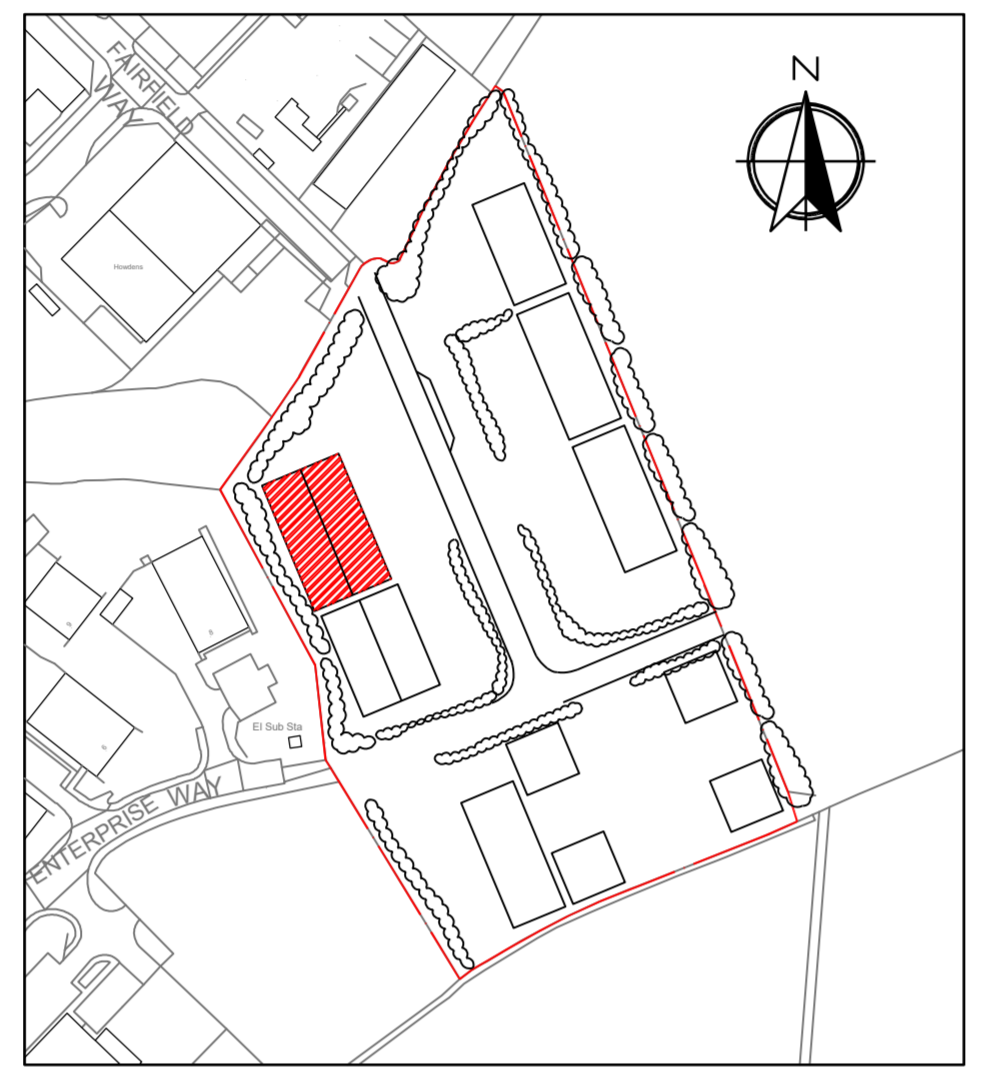
REAR ELEVATION



LH SIDE ELEVATION



RH SIDE ELEVATION




UNIT LOCATION & ORIENTATION PLAN
Scale 1:2250 @ A1

- Finishes/ Materials KEY:
- 1 ROOFING:
KINGSPAN QUADCORE TRAPEZOIDAL INSULATED PANEL - KS1000RW.
COLOUR - ANTHRACITE GREY RAL 7016
 - 1a ROOF LIGHT:
KINGSPAN QUADCORE TRAPEZOIDAL DAY-LITE KS1000 DLR.
COLOUR - CLEAR
 - 1b PHOTOVOLTAIC PANELS:
KINGSPAN QUADCORE POWER PANEL PANEL.
COLOUR - ANTHRACITE GREY RAL 7016
 - 2 FASCIA, SOFFIT, & CORNERS:
POWDER COATED METAL
COLOUR - ANTHRACITE GREY RAL 7016
 - 3 METAL WALL CLADDING:
KINGSPAN QUADCORE AWP KS900 INSULATED PANEL LAID HORIZONTALLY.
PROFILE TBC (FLAT OR MICRO RIB).
TOP THREE LINES ONLY OR AS SHOWN IN ELEVATIONS.
COLOUR - GOOSEWING GREY RAL 080 70 05
 - 3a METAL WALL CLADDING:
KINGSPAN QUADCORE AWP KS900 INSULATED PANEL LAID HORIZONTALLY.
PROFILE TBC (FLAT OR MICRO RIB).
BOTTOM LINES ONLY OR AS SHOWN IN ELEVATIONS.
COLOUR - ANTHRACITE GREY RAL 7016
 - 4 FENESTRATION:
DOUBLE GLAZED POWDER COATED ALUMINIUM FRAMES
COLOUR - ANTHRACITE GREY RAL 7016
 - 5 TIMBER BATTENS:
ACCOYA WOOD FIXED VERTICALLY.
COLOUR - NATURAL COLOUR.
 - 6 ROLLER SHUTTER DOORS AND FRAMES:
POWDER COATED METAL SHUTTER.
COLOUR - ANTHRACITE GREY RAL 7016
 - 7 ESCAPE DOORS:
PAINTED METAL FACED DOORS AND FRAMES.
COLOUR - ANTHRACITE GREY RAL 7016
 - 8 UNIT NAME AND NUMBERS:
COLOUR - BRUSHED STAINLESS STEEL.
 - 9 PROTECTION BOLLARDS:
PAINTED METAL BOLLARD POSTS.
COLOUR - TRAFFIC YELLOW RAL 1023.
 - 10 ENGINEERING BRICK - BLUE (GREY).
 - 11 POSSIBLE LOCATION FOR GREEN WALL TRELLIS.
 - 12 COMPANY SIGNAGE BY OTHERS.


METAL WALL CLADDING:KINGSPAN QUADCORE AWP KS900 INSULATED PANEL LAID HORIZONTALLY. PROFILE TBC (FLAT OR MICRO RIB).



FRONT FASCIA COLOURS EXAMPLE.



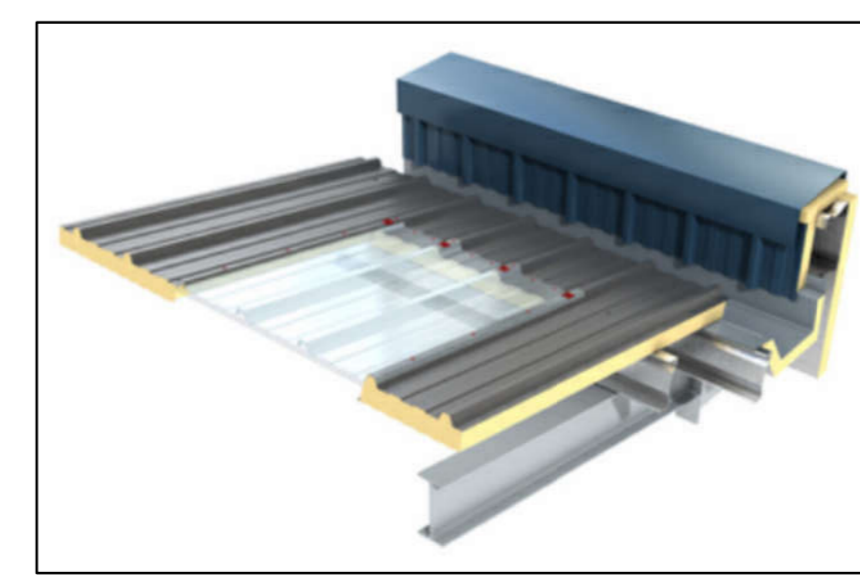
DECORATIVE TIMBER BATTENS:
ACCOYA WOOD
FIXED VERTICALLY.





INDEPENDENTLY SUPPORTED LIVING WALL METAL TRELLIS:
VARIOUS CLIMBING, EVERGREEN PLAN SPECIES TO INCLUDE: IVY, HYDRANGEA, HONEYSUCKLE, JASMINE, ROSES, & SHRUBS.



ROOFING:KINGSPAN QUADCORE TRAPEZOIDAL INSULATED PANEL WITH KINGSPAN QUADCORE TRAPEZOIDAL DAY-LITE.



PHOTOVOLTAIC PANELS:
KINGSPAN QUADCORE POWER PANEL PANEL.



The InHaus Group Ltd
Architects & Interior Designers
89 Walkergate
Beverley
East Yorkshire
HU17 9BP
Tel: 07974 402177
email: admin@inhausgroup.co.uk
Company Reg. No: 12366438

Notes -
This drawing is copyright of The InHaus Group Ltd and should not be reproduced without permission. All dimensions should be checked on site and any discrepancies notified prior to the commencement of work.

A 2103 2023 Increased overall height

Revisions:


Client:-
Paul Clemitshaw

Project:-
ENTERPRISE WAY
DEVELOPMENT
WHITBY BUSINESS
PARK YO22 4NH

Drawing Title:-
As Proposed:
ELEVATIONS FOR
UNIT 10

Scale : 1:100 @ A1
Date : DEC 22
Drawn : InHaus
Issue : Planning

Dwg No: EW / 307 A



The InHaus Group

The InHaus Group Ltd
Architects & Interior Designers

89 Walkergate
Beverley
East Yorkshire
HU17 9BP

Tel : 07974 402177
email : admin@inhausgroup.co.uk

Company Reg. No.: 12364438

Notes -
This Drawing is copyright of The InHaus Group Ltd and should not be reproduced without permission. All dimensions should be checked on site and any discrepancies notified prior to the commencement of work.

A 28 02 23 Updated plan with overall upgrade design to landscaping and reduced footprint to units 2-7. Amended car parking layout, added green hatched landscape areas, and included unit plans to show access areas.

Revisions:

Client:-
Paul Clemitshaw

Project:-
ENTERPRISE WAY
DEVELOPMENT
WHITBY BUSINESS
PARK YO22 4NH

Drawing Title:-
As Proposed:
OVERALL SITE
SITE LAYOUT PLAN

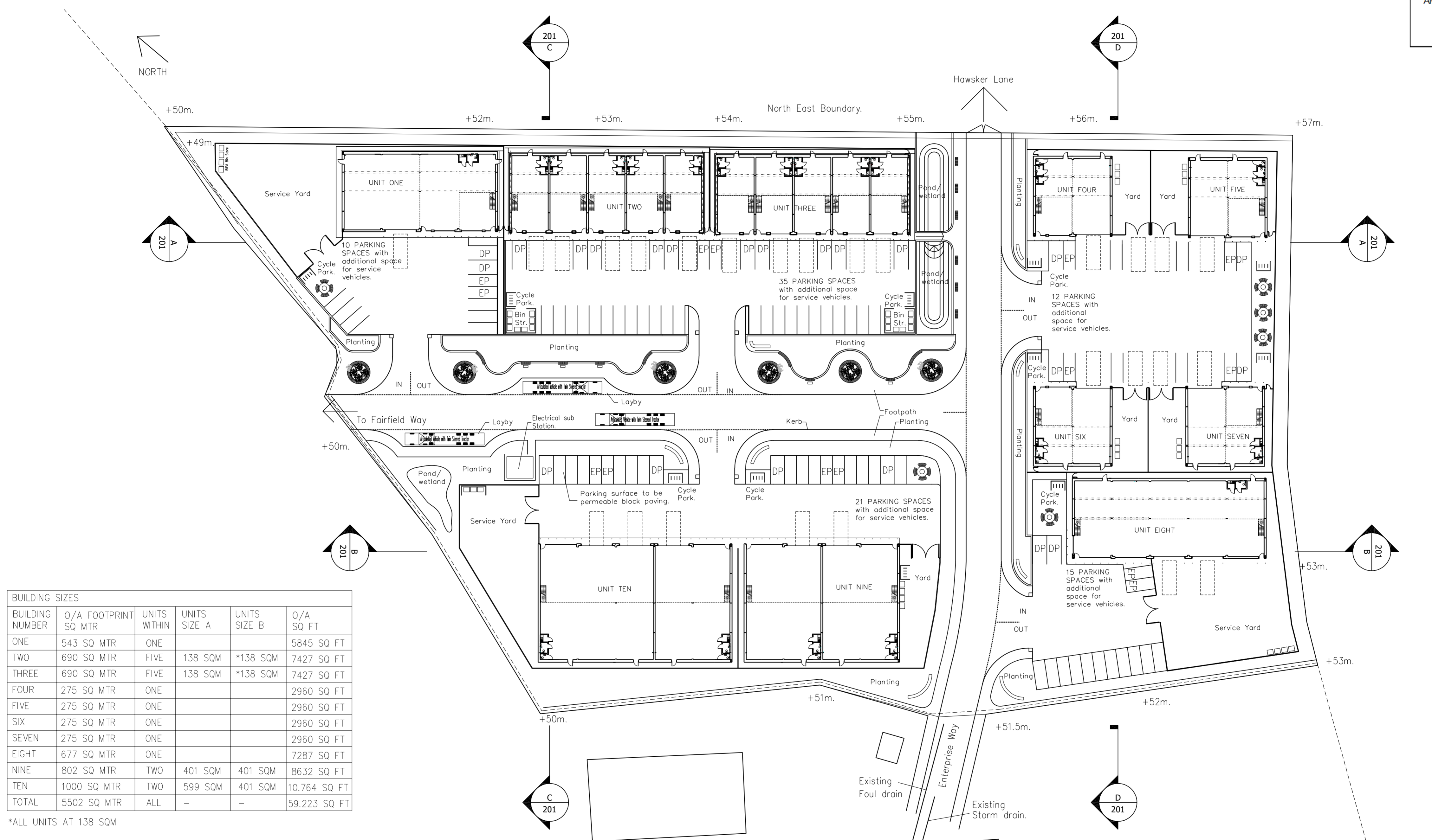
Scale : 1:500 @ A1

Date : MARCH 2023

Drawn : InHaus

Issue : Planning

Dwg No: EW / 110 A

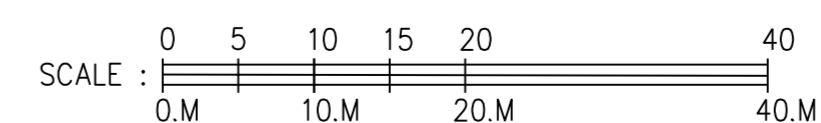


BUILDING SIZES					
BUILDING NUMBER	O/A FOOTPRINT SQ MTR	UNITS WITHIN	UNITS SIZE A	UNITS SIZE B	O/A SQ FT
ONE	543 SQ MTR	ONE			5845 SQ FT
TWO	690 SQ MTR	FIVE	138 SQM	*138 SQM	7427 SQ FT
THREE	690 SQ MTR	FIVE	138 SQM	*138 SQM	7427 SQ FT
FOUR	275 SQ MTR	ONE			2960 SQ FT
FIVE	275 SQ MTR	ONE			2960 SQ FT
SIX	275 SQ MTR	ONE			2960 SQ FT
SEVEN	275 SQ MTR	ONE			2960 SQ FT
EIGHT	677 SQ MTR	ONE			7287 SQ FT
NINE	802 SQ MTR	TWO	401 SQM	401 SQM	8632 SQ FT
TEN	1000 SQ MTR	TWO	599 SQM	401 SQM	10.764 SQ FT
TOTAL	5502 SQ MTR	ALL	-	-	59.223 SQ FT

*ALL UNITS AT 138 SQM


TOTAL NUMBER OF CAR PARKING SPACES = 83
INCLUDING DISABLED CAR PARKING SPACES = 22
INCLUDING ELECTRIC CHARGING SPACES = 16
SERVICE VEHICLE SPACES = 26 +
TOTAL CYCLE PARKING SPACES (Two bikes to each space) = 100

ARTICULATED LORRY



NYMNP
05/04/2023

AMENDED



The InHaus Group

The InHaus Group Ltd
Architects & Interior Designers

89 Walkergate
Beverley
East Yorkshire
HU17 9BP

Tel: 07974 402177
email: admin@inhausgroup.co.uk

Company Reg. No.: 12364438

Notes:-
This Drawing is copyright of The InHaus Group Ltd and should not be reproduced without permission. All dimensions should be checked on site and any discrepancies notified prior to the commencement of work.

A 28.02.23 Updated plan with improved road, cycle lane and walkways, and updated parking arrangements and included turning information.

Revisions:

Client:-
Paul Clemitshaw

Project:-
ENTERPRISE WAY
DEVELOPMENT
WHITBY BUSINESS
PARK YO22 4NH

Drawing Title:-
As Proposed:
SITE LAYOUT &
TURNING DIAGRAM
PLAN

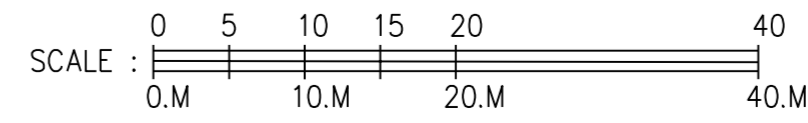
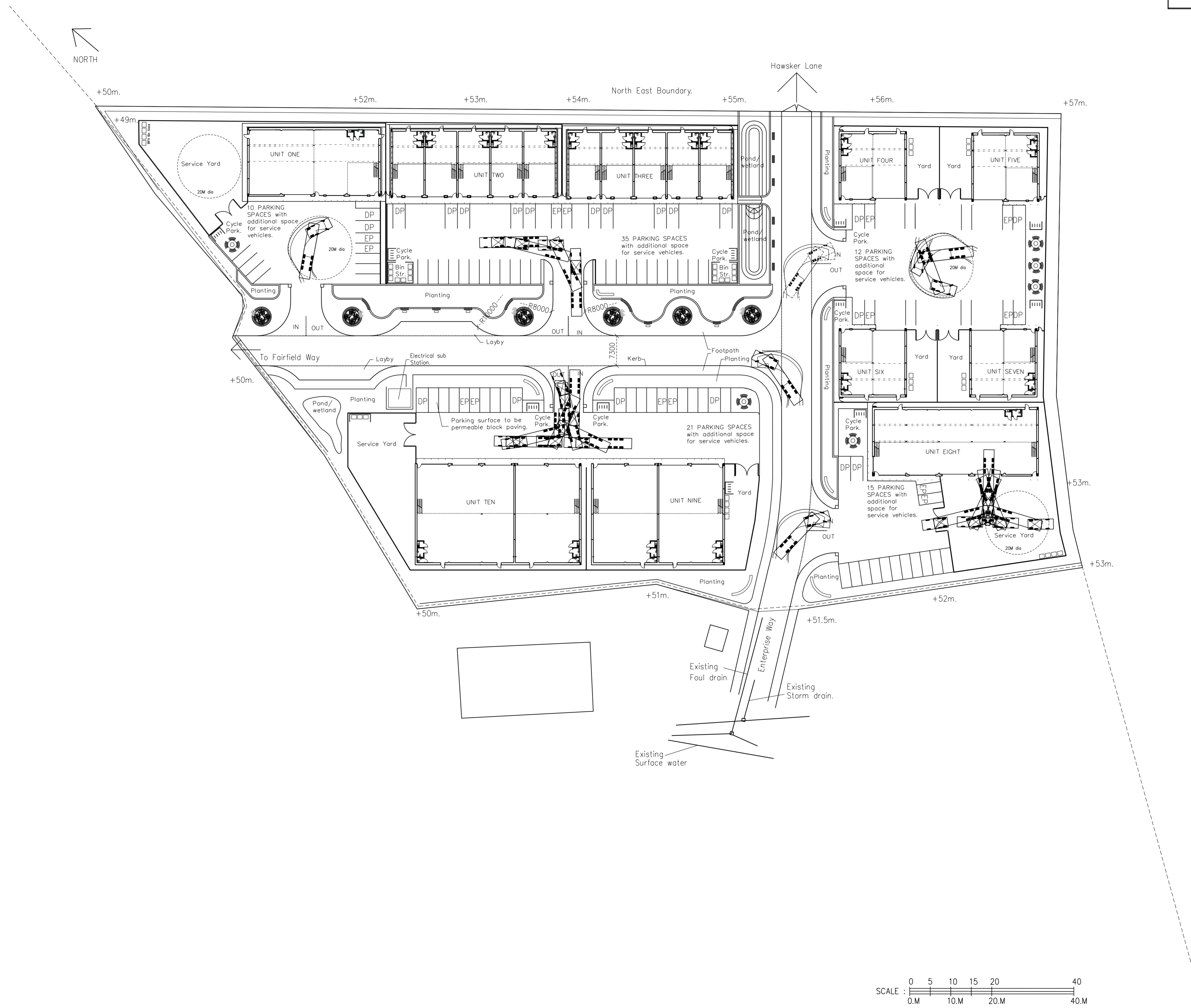
Scale : 1:500 @ A1

Date : FEB 2023

Drawn : InHaus

Issue : Planning

Dwg No: EW / 120 A



NATIVE TREE PLANTING:



Ash Tree.



Copper Beech Tree.



Silver Birch Tree.



Espalier Fruit Trees - Various.



Circular seating surrounding trees.




Lunar concrete flags.



Lunar flags & concrete planters.



Block colours.



Contrast blister flag.



English Oak Tree.



Whitebeam Tree.



Various Cherry Tree.



Hazel Tree.



Fruit Trees on mesh.



Raised planter & seating.



Kerb and Tarmac.



Block paving.



Timber bin store.



The InHaus Group


The InHaus Group Ltd
Architects & Interior Designers

89 Walkergate
Bevelley
East Yorkshire
HU17 9BP

Tel: 07974 402177
email: admin@inhausgroup.co.uk

Company Reg. No.: 12366438

Notes: - This Drawing is copyright of The InHaus Group Ltd and should not be reproduced without permission. All dimensions should be checked on site and any discrepancies notified prior to the commencement of work.



LEGEND.

- Small seasonal plants.
- Medium seasonal plants & shrubs.
- Large Seasonal plants.
- Large shrubs.
- Espalier fruit trees.
- Timber items.
- Flag pavement kerbs etc.
- Tarmac & Block Paving.
- Trees - See label on drawing.

NYMNP
05/04/2023

AMENDED

Revisions:

Client:
Paul Clemishaw

Project:
ENTERPRISE WAY
DEVELOPMENT
WHITBY BUSINESS
PARK YO22 4NH

Drawing Title:
As Proposed:
LANDSCAPING
AREA DETAIL PLAN

Scale : NOT TO SCALE

Date : MARCH 2023

Drawn : InHaus

Issue : Planning

Dwg No: EW / 131

MIXED BORDER PLANTING WITH SEASONAL VARIATIONS:


SPRING BULB PLANTS.



Snow Drops.



Daffodils.



Tulips.



Helebore.



Crocus.



Hyacinths.



Muscari.



Bluebells.

ORNAMENTAL GRASSES.



Pheasant Grass.



Itasca



Switch Grass.



Moor Grass.

SMALL SHRUBS.



English Lavender



Butchers Broom



Common Broom.



Rosemary.

LARGE SHRUBS.




Sweet Briar Rose



Common Gorse.

SUMMER PLANTS.



Verbena Bonariensis




Geranium




Silver Sea Holly



Veronicastrum



Black Eyed Susan




Echinacea



Joe Pye Weed



Allium Giganteum



The InHaus Group

The InHaus Group Ltd
Architects & Interior Designers

89 Walkergate
Bevelley
East Yorkshire
HU17 9BP

Tel : 07974 402177
email : admin@inhausgroup.co.uk

Company Reg. No.: 12366438

Notes -
This Drawing is copyright of The InHaus Group Ltd and should not be reproduced without permission. All dimensions should be checked on site and any discrepancies notified prior to the commencement of work.

NYMNPA
05/04/2023

AMENDED

A. 18.03.23 Lowered building heights and reduced lengths

Revisions:

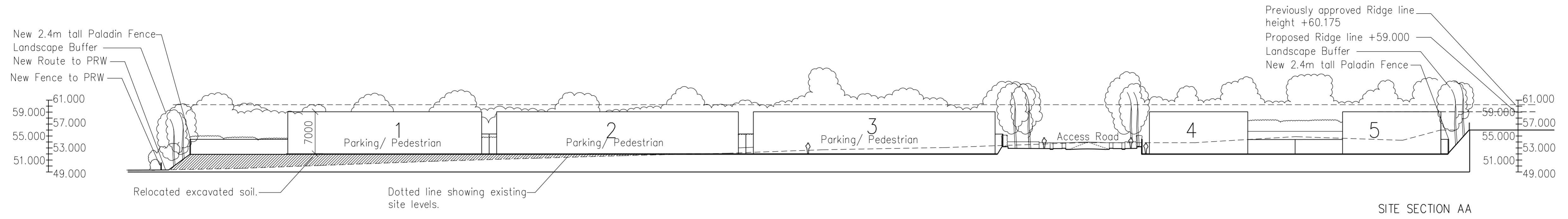
Client:-
Paul Clemitshaw

Project:-
ENTERPRISE WAY
DEVELOPMENT
WHITBY BUSINESS
PARK YO22 4NH

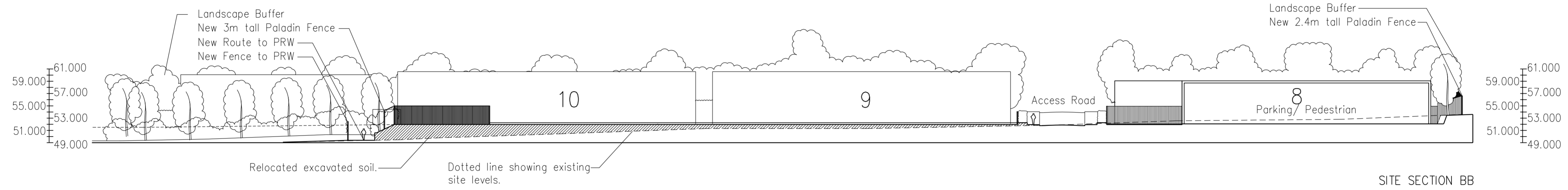
Drawing Title:-
As Proposed:
SITE SECTIONS
ELEVATIONS

Scale : 1:500 @ A1
Date : MARCH 23
Drawn : InHaus
Issue : Planning

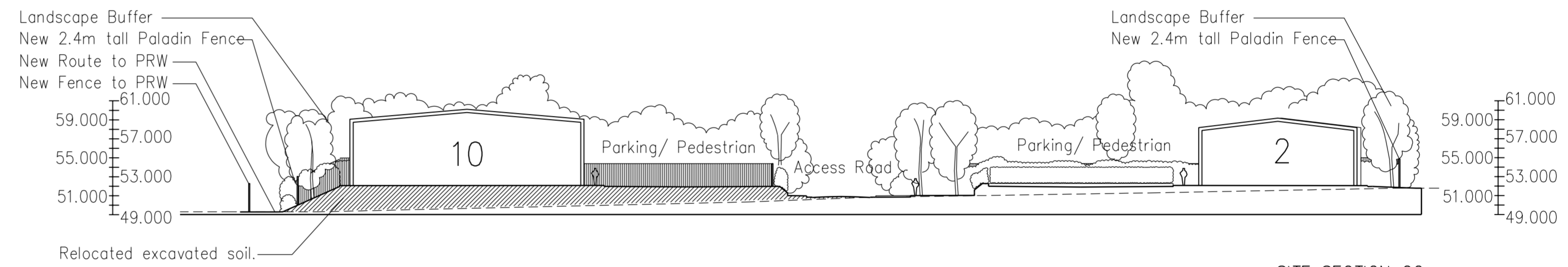
Dwg No: EW / 201 A



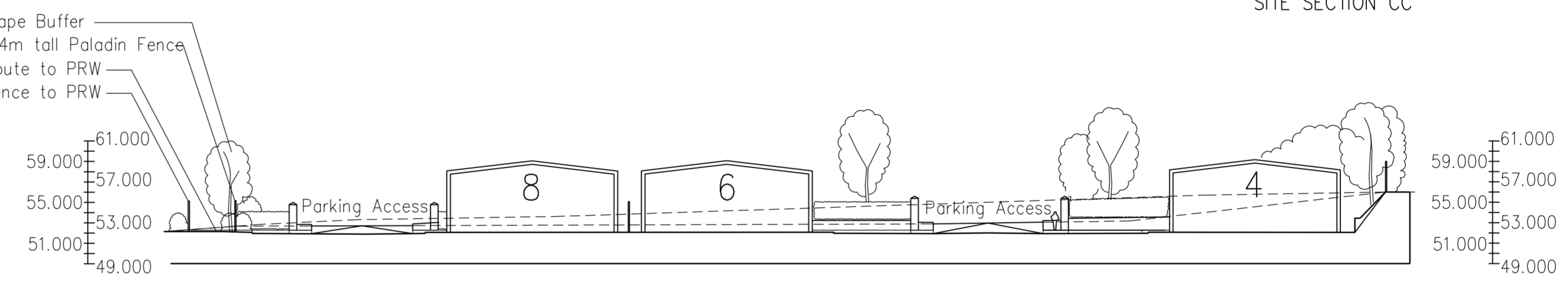
SITE SECTION AA



SITE SECTION BB

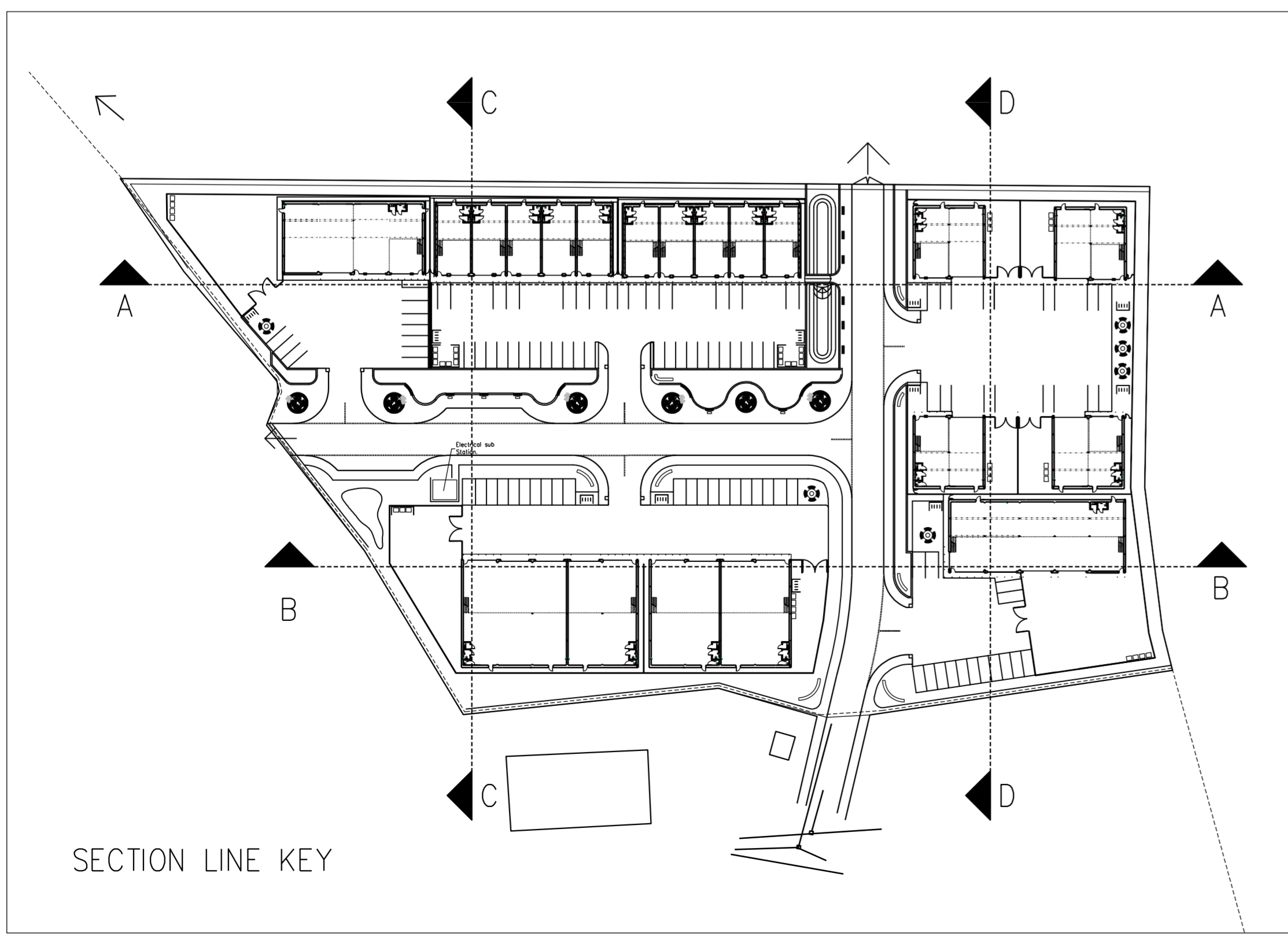


SITE SECTION CC

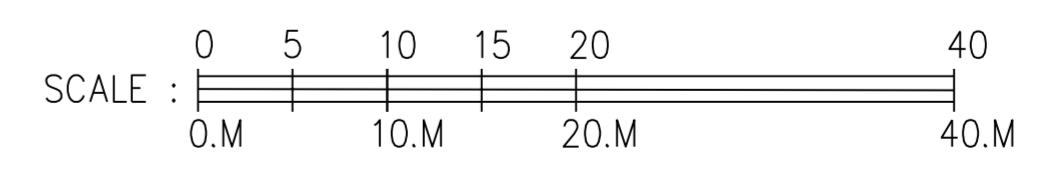



SITE SECTION DD

UPDATE REQUIRED FOLLOWING MEETING.



SECTION LINE KEY





The InHaus Group

The InHaus Group Ltd
Architects & Interior Designers

89 Walkergate
Beverley
East Yorkshire
HU17 9BP

Tel : 07974 402177
email : admin@inhausgroup.co.uk

Company Reg. No.: 12366438

Notes -
This Drawing is copyright of The InHaus Group Ltd and should not be reproduced without permission. All dimensions should be checked on site and any discrepancies notified prior to the commencement of work.

NYMNPA

05/04/2023

AMENDED

A 18.03.23 Lowered building heights and reduced lengths

Revisions:

Client:-
Paul Clemitshaw

Project:-
ENTERPRISE WAY
DEVELOPMENT
WHITBY BUSINESS
PARK YO22 4NH

Drawing Title:-
As Proposed:
SITE SECTIONS
ELEVATIONS

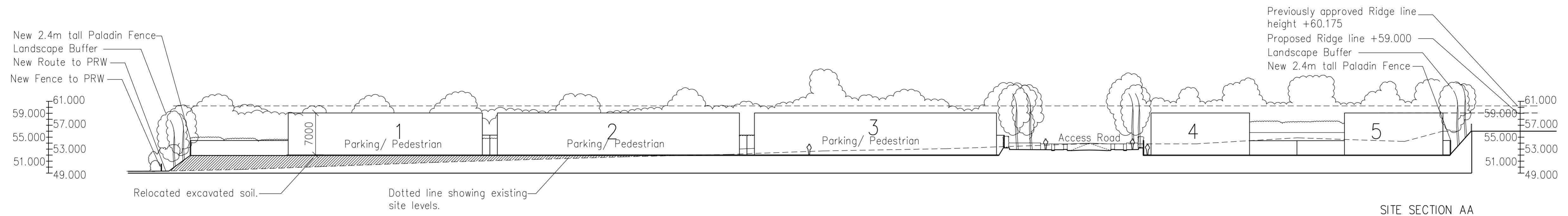
Scale : 1:500 @ A1

Date : MARCH 23

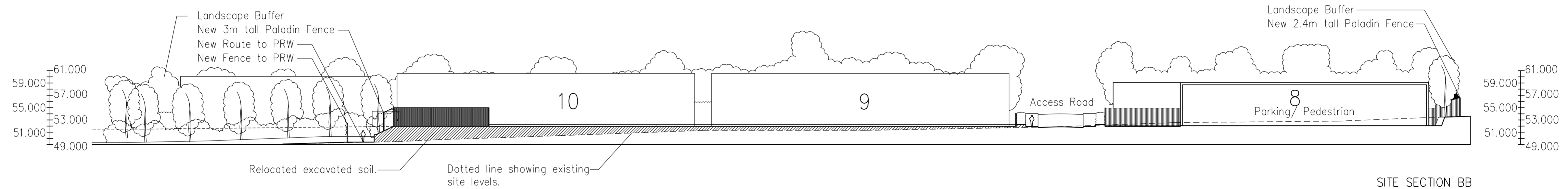
Drawn : InHaus

Issue : Planning

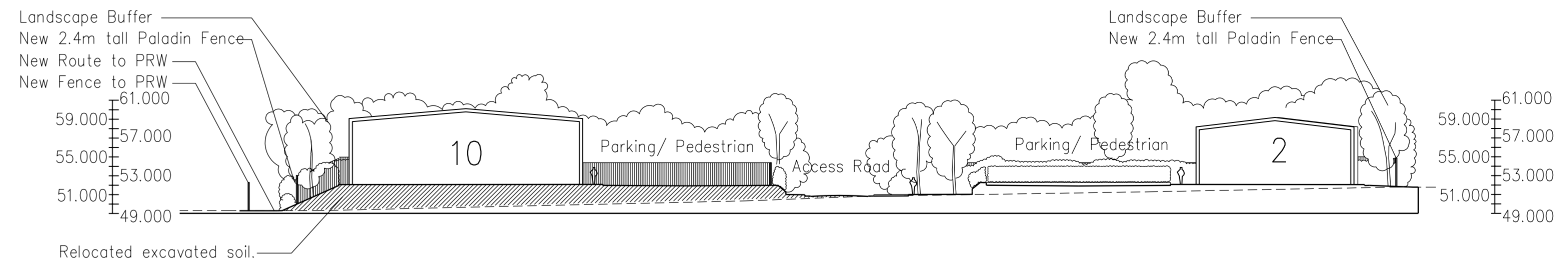
Dwg No: EW / 201 A



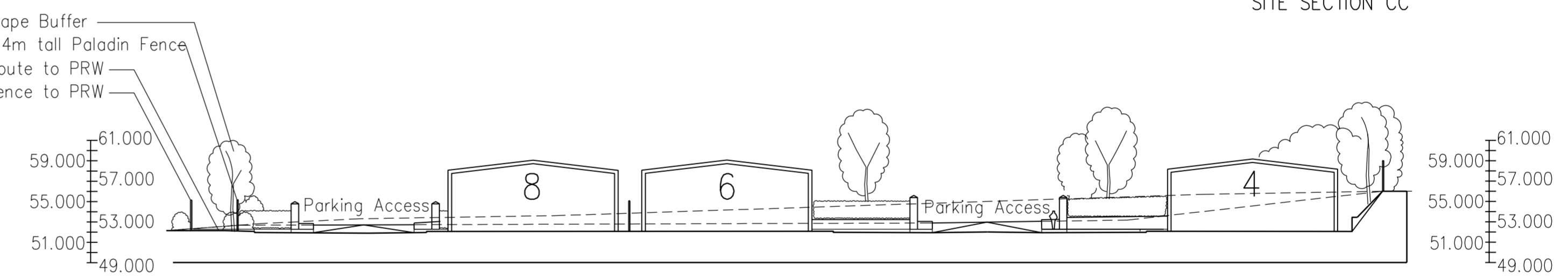
SITE SECTION AA



SITE SECTION BB



SITE SECTION CC



SITE SECTION DD

UPDATE REQUIRED FOLLOWING MEETING.

