

NYMNPA

24/07/2023

john long planning.

Date: 24 July 2023
Your Ref: NYM/2020/0605/FL
Our Ref: 006/2020/021
Email:
Tel:

Hilary Saunders
North York Moors National Park Authority
Planning Department
The Old Vicarage
Bondgate, Helmsley
York, North Yorkshire
YO62 5BP

Dear Sir/Madam

Discharge of Conditions 10 of Planning Consent NYM/2020/0605/FL - Cross Farm Buildings, High Street, Egton - Detailed Plans, specifications of external doors/windows and frames (Planning Portal Ref: PP-11283579)

I am writing to you, to inform you of the submission of discharge of condition application, seeking the discharge of condition 10 of Planning Consent NYM/2020/0605/FL (Detailed Plans, specifications of external doors/windows and frames) Cross Farm Buildings, High Street Egton.

The application material consists:

- Covering Letter;
- Discharge of Condition Application Form and Certificate of Ownership;
- Replacement Window and Door Schedule;
- Window References, Floor Plans and Elevations ref: 06-2020-1007;
- Door Details Plan ref: JHJ-LOH-DDE-01;
- Window Details – A Rated Casement – Heritage Range ref: JHJ-LOH-ARD-01; and
- Window Elevation – Direct Glazed – Heritage Range – JHJ-LOH-DGE-01.

The planning application fee of £116 + £64 service charge has been paid via the planning portal.

I trust that this is everything you require to validate the application and to inform the Authority's consideration of the discharge application. Please do contact me if you require any additional information, please do contact me.

Yours sincerely

John Long BA (hons) DipTP, MRTPI
Director
Encl.

NYMNP

24/07/2023

CROSS FARM BARN BUILDING REPLACEMENT WINDOW & DOOR SCHEDULE

This schedule is to be read in conjunction with the following drawings:

- 06-2020-1007- Rev C Window Reference Floor Plans & Elevations.
- JHJ-LOH-DDE-01 Door Details
- JHJ-LOH-ARD-01 Window Details Detail Sections
- JHJ-LOH-DGE-01 Window Elevation Direct Glazed

Windows to be finished externally in white gloss paint.

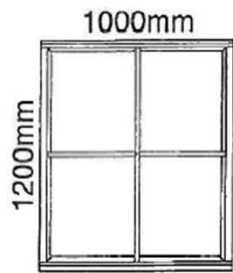
Garage door and doors (new & those to be retained & pinned back), door frames and Window W03 to be finished externally in gloss or satin paint, one of three colours:

1. Dulux Brunswick Green
2. RAL 5011 - Steel Blue
3. RAL 3007 – Black Red

All window casements to be restricted in their opening.

Dimensions shown are approximate and are subject to pre-fabrication final site measure.

Doors to be set back 200mm from the face of the external wall.



Window - (W - 1)

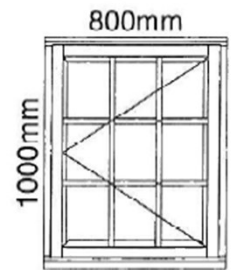
DIRECT GLAZED FRAME

Ovolo moulding

STANDARD FURNITURE

Timber type: Softwood engineered WITH RED GRANDIS CILL

Planitherm Total +, Argon, SS, Clear, +Geo bars, 4/16/4



Window - (W - 2)

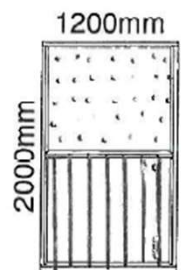
A RATED CASEMENT - RESTRICTED

FLUSH DOUBLE REBATE CASEMENTWITH OVOLO MOULDING

STANDARD FURNITURE

Timber type: Softwood engineered WITH RED GRANDIS CILL

Planitherm Total +, Argon, SS, Clear, +Geo bars, 4/16/4



Window - (W - 3)

DIRECT GLAZED FRAME

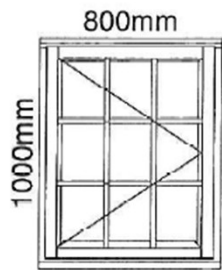
Ovolo moulding

STANDARD FURNITURE

Timber type: Softwood engineered WITH RED GRANDIS CILL

Planitherm Total +, Tough, Argon, SS, Obsc, 4/16/4

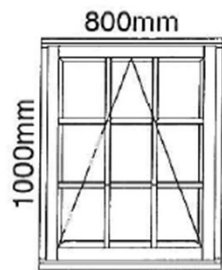
Insulated timber panel



Window - (W - 4)

A RATED CASEMENT - RESTRICTED
FLUSH DOUBLE REBATE CASEMENTWITH OVOLO MOULDING
STANDARD FURNITURE

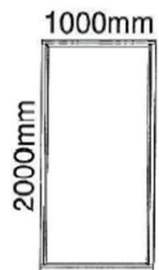
Timber type: Softwood engineered WITH RED GRANDIS CILL
Planitherm Total +, Argon, SS, Clear, +Geo bars, 4/16/4



Window - (W - 5)

A RATED CASEMENT
FLUSH DOUBLE REBATE CASEMENTWITH OVOLO MOULDING
STANDARD FURNITURE

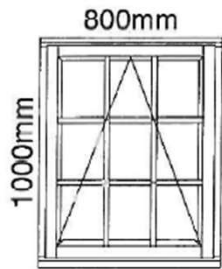
Timber type: Softwood engineered WITH RED GRANDIS CILL
Planitherm Total +, Argon, SS, Clear, +Geo bars, 4/16/4



Window - (W - 6)

DIRECT GLAZED FRAME
Ovolo moulding
STANDARD FURNITURE

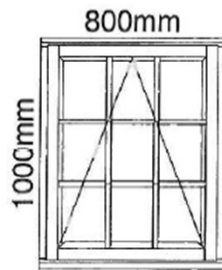
Timber type: Softwood engineered WITH RED GRANDIS CILL
Planitherm Total +, Tough, Argon, SS, Clear, 4/16/4



Window - (W - 7)

A RATED CASEMENT
FLUSH DOUBLE REBATE CASEMENTWITH OVOLO MOULDING
STANDARD FURNITURE

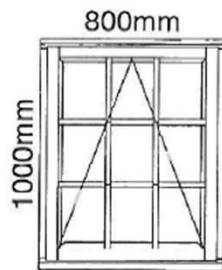
Timber type: Softwood engineered WITH RED GRANDIS CILL
Planitherm Total +, Argon, SS, Clear, +Geo bars, 4/16/4



Window - (W - 8)

A RATED CASEMENT
FLUSH DOUBLE REBATE CASEMENTWITH OVOLO MOULDING
STANDARD FURNITURE

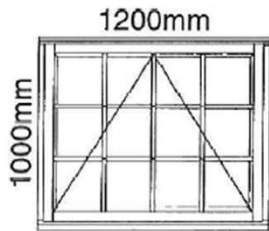
Timber type: Softwood engineered WITH RED GRANDIS CILL
Planitherm Total +, Argon, SS, Clear, +Geo bars, 4/16/4



Window - (W - 9)

A RATED CASEMENT
FLUSH DOUBLE REBATE CASEMENTWITH OVOLO MOULDING
STANDARD FURNITURE

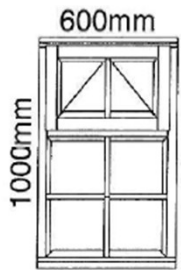
Timber type: Softwood engineered WITH RED GRANDIS CILL
Planitherm Total +, Argon, SS, Clear, +Geo bars, 4/16/4



Window - (W - 10)

A RATED CASEMENT
FLUSH DOUBLE REBATE CASEMENTWITH OVOLO MOULDING
STANDARD FURNITURE

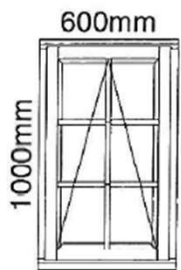
Timber type: Softwood engineered WITH RED GRANDIS CILL
Planitherm Total +, Argon, SS, Clear, +Geo bars, 4/16/4



Window - (W - 11)

A RATED CASEMENT
FLUSH DOUBLE REBATE CASEMENTWITH OVOLO MOULDING
STANDARD FURNITURE


Timber type: Softwood engineered WITH RED GRANDIS CILL
Planitherm Total +, Argon, SS, Clear, +Geo bars, 4/16/4



Window - (W - 12)

A RATED CASEMENT
FLUSH DOUBLE REBATE CASEMENTWITH OVOLO MOULDING
STANDARD FURNITURE

Timber type: Softwood engineered WITH RED GRANDIS CILL
Planitherm Total +, Argon, SS, Clear, +Geo bars, 4/16/4



Window - (W - 13)

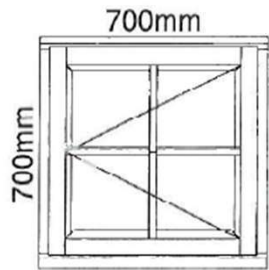
DIRECT GLAZED FRAME

Ovolo moulding

STANDARD FURNITURE

Timber type: Softwood engineered WITH RED GRANDIS CILL

Planitherm Total +, Tough, Argon, SS, Clear, 4/16/4



Window - (W - 14)

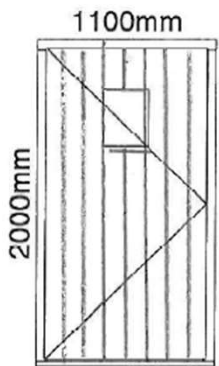
A RATED CASEMENT

FLUSH DOUBLE REBATE CASEMENT WITH OVOLO MOULDING

STANDARD FURNITURE

Timber type: Softwood engineered WITH RED GRANDIS CILL

Planitherm Total +, Argon, SS, Clear, +Geo bars, 4/16/4



Door - (D - 1)

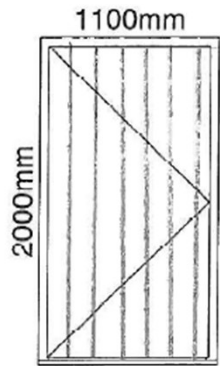
T & G BOARDED DOOR AND FRAME

Standard door 58mm thick

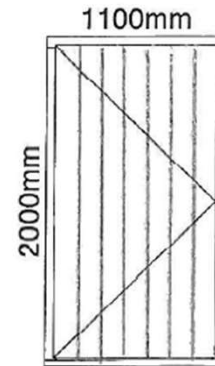
STANDARD FURNITURE

RED GRANDIS

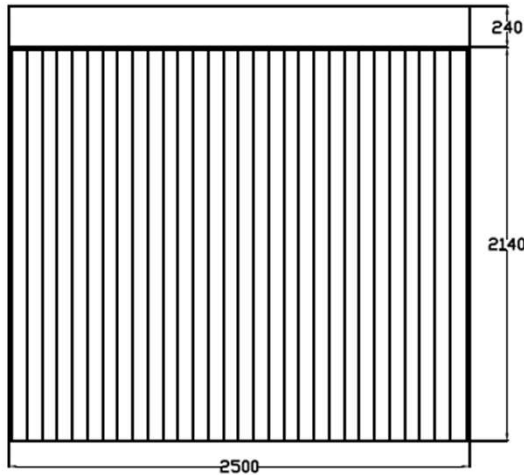
: Planitherm Total +, Tough, Argon, SS, Clear, 4/16/4



Door - (D - 2)
 T & G BOARDED DOOR AND FRAME
 Standard door 58mm thick
 STANDARD FURNITURE
 RED GRANDIS



Door - (D - 4)
 T & G BOARDED DOOR AND FRAME
 Standard door 58mm thick
 STANDARD FURNITURE
 RED GRANDIS



Door - (D-3)
 Remotely controlled up and over door
 with 83mm vertical cedar boards.