

# VALE GARDEN HOUSES

## DISCHARGE OF CONDITION

Dr & Mrs Stevenson – Park Hall, 11, Main Road, Aislaby, Whitby, North Yorkshire YO21 1SW

NYM/2023/0270 & NYM/2023/0273

### CONDITION 3

***'No work shall commence on the installation of any fenestration element in the orangery or belvedere hereby approved until detailed plans showing the constructional details and external appearance of all external elements, including frames and glazing, have been submitted to and approved in writing by the Local Planning Authority. Such plans should indicate the overall fenestration design on a scale of not more than 1:20, the longitudinal and cross-sectional detailing including means of opening at a scale of not more than 1:5, and moulding details (i.e., frame, glazing bar) at a scale of not more than 1:2. All fenestration elements shall be installed in accordance with the details so approved and shall be maintained in that condition in perpetuity.'***

### CONDITION 5

***'No work shall commence to stain/paint the orangery or belvedere in the development hereby approved until details of the paint colour/finish of the structures has been submitted to and approved in writing by the Local Planning Authority. The work shall not be carried out otherwise than in accordance with the approved details, completed within six months of the date of installation and shall be maintained in that condition in perpetuity.'***

In order to discharge the aforementioned conditions relating to the above applications, please find enclosed copies of detailed working drawings showing the construction details and external appearance of both the orangery and the belvedere, along with confirmation of paint colour to be used on the timber framework and external glaze bars.

### DETAILED WORKING DRAWINGS

Please find attached a PDF copy of drawing - *STE2787A Discharge of Conditions*.

### PAINT COLOUR (SIDE JOINERY)

Dr & Mrs Stevenson have confirmed that the colour to be used for all side framework, including window and door joinery and frames (excluding roof glaze bar caps) internally and externally is:

- ORANGERY – No. 43 'Mud Pie' from Vale's paint range.
- BELVEDERE – No. 21 'Lighthouse' from Vale's paint range.

Please find the following link to Vale's website in addition to the attached PDF paint chart: -

<https://www.conservatorypaint.co.uk/>

## PAINT COLOUR (ROOF)

The external powder-coated aluminium glaze bar caps are now confirmed as 'Anthracite Grey' - RAL7016 for both the Orangery and the Belvedere.

Please see below photograph for clarity: -



## VALE GARDEN HOUSES ELECTRONIC BROCHURE

Please find the below link to Vale's electronic brochure: -

<https://www.valegardenhouses.co.uk/digital-brochure/>

## ABOUT OUR PAINT COLLECTION

---

Our range of paint colours have been specifically designed to provide a subtle collection of natural tones which harmonise with the outdoors.

Our paint is made from the highest quality lead-free pigments, minerals and ingredients to provide you with a product rich in quality with outstanding durability. The collection has been produced with specialist English paintmakers known for developing high performance coatings for the professional user. The resulting products are easy to apply, flexible and long lasting.

## COLOUR MATCHING & QUANTITIES

---

Whilst the colours on this card are matched to the paint as closely as possible, we cannot guarantee exact replication of colour between paint batches and sample cards.

The information and recommended uses contained on this card are for guidance only and are given in good faith. However it is without warranty as method of application, site conditions and experience of the decorator are beyond our control.

It is the responsibility of the customer to calculate the quantity of paint required as we cannot accept returns. We accept no responsibility for lost working time in the event of a delivery being delayed, incorrect or postponed.

## PRIMER / UNDERCOAT

---

This is a high quality oil-based primer/undercoat with microporous properties which allows wood to breathe; reducing the tendency for wet rot, blistering and cracking. The microporous properties are effective where the primer/undercoat is applied directly onto a bare timber substrate.

The flow properties of this product enables a smooth finish to be achieved.

It is designed for use in conjunction with our Satin Finish Wood Paint.

### PROPERTIES

- Durable
- Easy application
- Breathable coating
- Fast drying

### APPLICATION

- Covers approx. 10m<sup>2</sup> per litre
- Touch dry 4 hours
- Firm dry 8 hours
- Overcoat overnight

### AVAILABILITY

- 2.5 Litre
- 5 Litre
- Grey or White

## SATIN FINISH WOOD PAINT

---

Of superior quality, our satin finish wood paint has been specially formulated for use on timber structures and timber surfaces in general.

The paint is oil-based and microporous which allows the wood to breathe. It has excellent water shedding properties and a high resistance to flaking and peeling.

It is intended for application onto softwood and hardwood timber surfaces including conservatories, windows, doors and furniture.

The satin finish wood paint is suitable for application over other oil-based systems and onto well prepared metal surfaces.

Recommended for use in conjunction with our oil-based, wood primer/undercoat.

### PROPERTIES

- Durable & flexible
- Easy application
- Good colour retention
- Low VOC content

### APPLICATION

- Covers approx. 16m<sup>2</sup> per litre
- Touch dry in 4 hours
- Firm dry in 8 hours
- Overcoat once firm dry

### AVAILABILITY

- 2.5 Litre
- 5 Litre
- 42 Colours

## MATT EMULSION

---

A high quality and extremely durable water-based matt emulsion, excellent for both interior and exterior use.

It can be used on old and new plaster, masonry, rendered surfaces, brick, timber, hardboard etc.

Product formulation and ease of application means that the desired thickness and smooth consistent finish is easily achieved.

The coating is hardwearing and scrub resistant. Two coats may be required to build up film thickness to achieve a uniform appearance and expected performance.

### PROPERTIES

- Quick drying & overcoating times
- Washable & scrub resistant
- Low odour
- Low VOC content

### APPLICATION

- Covers approx. 10-15m<sup>2</sup> per litre
- Touch dry in 1 hour
- Firm dry in 2-4 hours
- Overcoat once firm dry

### AVAILABILITY

- 2.5 Litre
- 5 Litre
- 42 Colours

**VALE  
GARDEN  
HOUSES**

**PERIOD PAINT  
COLLECTION**

**VALE  
GARDEN  
HOUSES**

[www.valegardenhouses.com](http://www.valegardenhouses.com)  
[paint@valegardenhouses.com](mailto:paint@valegardenhouses.com)

01476 564433

VALE GARDEN HOUSES  
BELTON PARK, LONDONTORPE ROAD,  
GRANTHAM, LINCOLNSHIRE. NG31 9SJ

Revision 6


Copyright © Vale Garden Houses Ltd



21. LIGHTHOUSE




2. GARDENIA



51. ALABASTER



47. DIRTY WHITE



42. NIMBUS



14. MOTHWING



1. VALE WHITE



4. LIMEWASH



41. CONCH




45. DISMAL



48. THUMPER



9. CATKIN



22. RICE PAPER



6. SHEEPSKIN



25. SUGAR BEET




26. PAVEMENT



49. SILVER BIRCH



17. OLD SAGE



3. TAYLOR CREAM



7. VELLUM



43. PORTLAND



44. PARKER



50. PINAFORE



19. POACHERS GREEN



46. LEADEN



23. OLIVINE WHITE



28. PORCINI



34. QUAIL



31. BURNT ASH



15. PIKES BELLY



10. MUD PIE



5. WILD MINK



29. ERMINE



27. ENGINE ROOM



32. TEMPEST



16. EUCALYPTUS



11. FLAGSTONE



8. PUTTY



30. EARTH



35. GREY GOBLIN



33. CARBON



36. ATLANTIS