

NYMNPÄ

05/03/2024



LAHTI



---

Aluminium framed glass front



Thermo Aspen interior



## ELECTRIC HEATER

HUUM drop 9kW

55kg stones

UKU unit and WiFi control





Warm white under-bench sauna LED lights  
remote controlled



Timer  
Bucket  
Ladle  
Thermometer  
TIKKURILA sauna treatment



## Exterior Thermopine cladding by RUSSWOOD



Valtti black



### Thermally treated pine cladding Thermopine®

Thermopine® is a timber with enhanced stability and durability, produced by thermally modifying Scandinavian grown Scots Pine using only heat and steam. Less substrate movement means a paint coating can last up to three times longer than when applied to non-modified timbers, substantially reducing the maintenance requirement and in turn, the lifetime cost of the product. The advanced, highly controlled modification process results in a reduction of the wood's tendency to shrink and swell whilst reducing its vulnerability to wood destroying organisms.





# LAHTI all-inclusive



LAHTI 227X227

- Thermo-aspen interior throughout
- Bench layout according to floor-plan
- Full bench skirting
- Warm white under-bench LED lights, remote controlled
- Back-rest
- lift-able wooden floor mat
- Tikkurila oil treatment throughout the interior
- Vapour barrier and insulation throughout walls, ceiling and floor
- EPDM rubber roof with trims
- Thermopine exterior cladding coated in black TIKKURILA
- Aluminium framed front fully glazed
- Door lock
- Thermopine porch area
- Bucket & ladle
- Thermometer
- Timer
- HUUM drop 9kW electric heater
- 55kg stones
- Wi-Fi and UKU external control







Lahti- outdoor sauna with full front glazing and decked area at the front.



Fitted with electric HUUM heater with WiFi control and external UKU unit.



Complete on-site sauna installation performed by the Skotlanti team.



Additional delivery and assembly cost may apply depending on location.



Be-spoken option is subject to individual quotation.

We are happy to re-design the size and layout to suit your needs and surroundings.

## Prior to sauna installation:

Appropriate level base must be prepared by the owner.

Appropriate power and water supply must be available on-site.

Appropriate access to the designated sauna spot.

All details must be discussed and agreed upon prior to instal.

The final electric heater connection must be performed by a certified local electrician arranged by the owner.


A dark, vertically-slatted wooden sauna with a black chimney pipe extending from the roof. The sauna is positioned outdoors, with a body of water and several trees in the background. The scene is captured in a cinematic style with soft lighting.

*Freedom to relax.*







Call us on 0786499009  
or e-mail [contact@skotlanti.com](mailto:contact@skotlanti.com)




BACK



LEFT



FRONT



RIGHT



