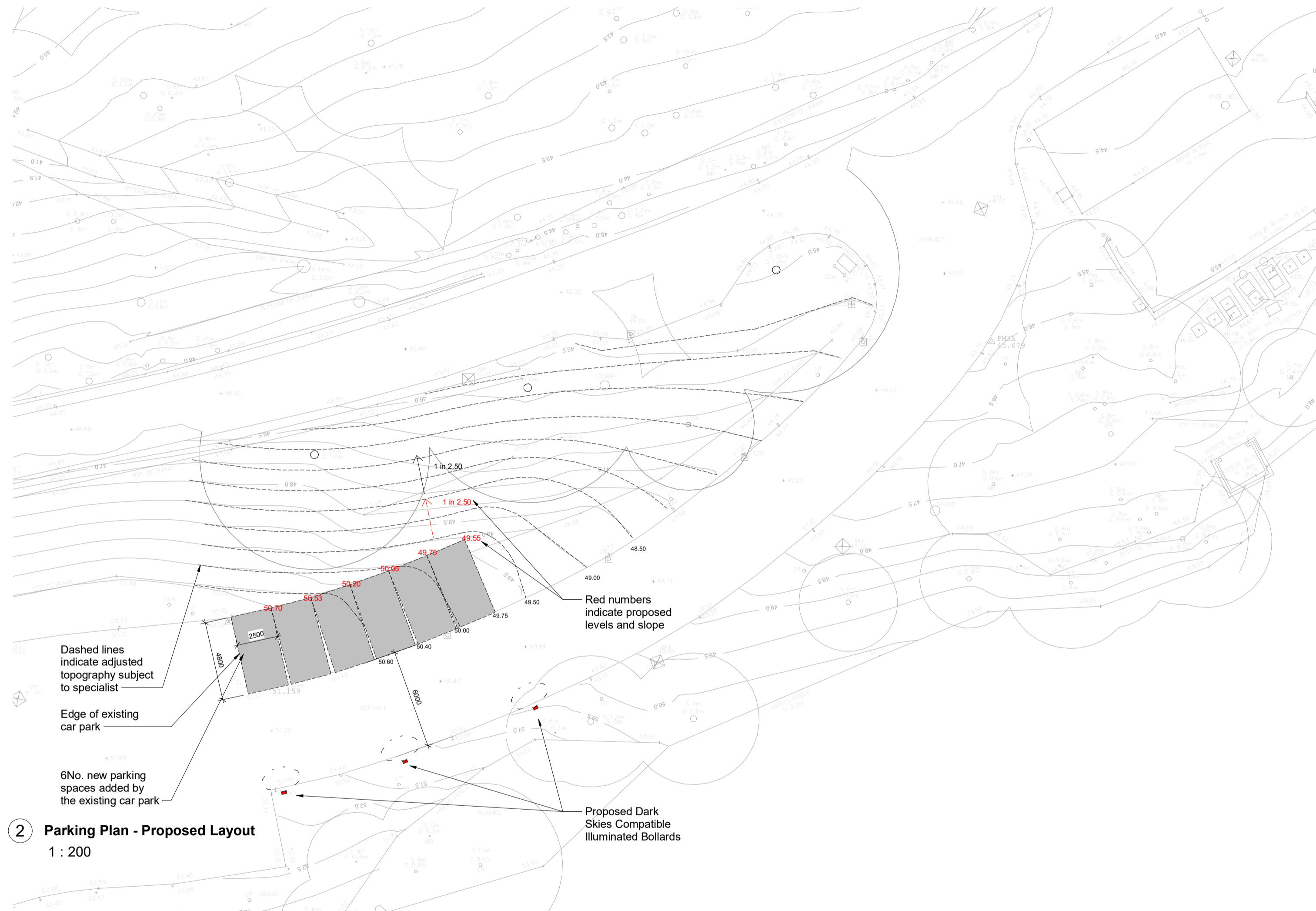


1 Cross Section 1 - Tarmacadam and Parking kerb
1 : 10



2 Parking Plan - Proposed Layout
1 : 200

General Notes

- Drawings indicate design intent and are not to be used for purposes of construction
- Dimensions are indicative and to be checked on site. Fabricators are to obtain site measurements and reflect these on shop drawings prior to manufacture
- Any discrepancies or inconsistencies with site dimensions to be reported to the architect prior to manufacture
- Design, Materials and workmanship to be in accordance with appropriate British or European standards, and in accordance with local regulations.
- All FF&E elements to meet UK fire regulations, including Crib 5 standards in relation to resistance to ignition and fire spread
- Under bar, back bar, walter stations and storage layouts to be provided to and approved by the operator
- All material samples to be provided to and approved by:
 1. the Interior Designer in terms of visual appearance;
 2. the Architect for technical compliance; and
 3. the operator for cleaning and maintenance requirements
- Drainage to be confirmed by Civil Engineer
- Planting to be coordinated with any underground drainage systems
- Details of hard landscape floor build-ups subject to engineers details

P02 A4	08/05/24	WS	External Lighting amended to Electrical Engineer input
P01 S4	09/04/24	WS	Subcontractor information incorporated
Rev:	Status	Date	Check Description

Holder Mathiasarchitects

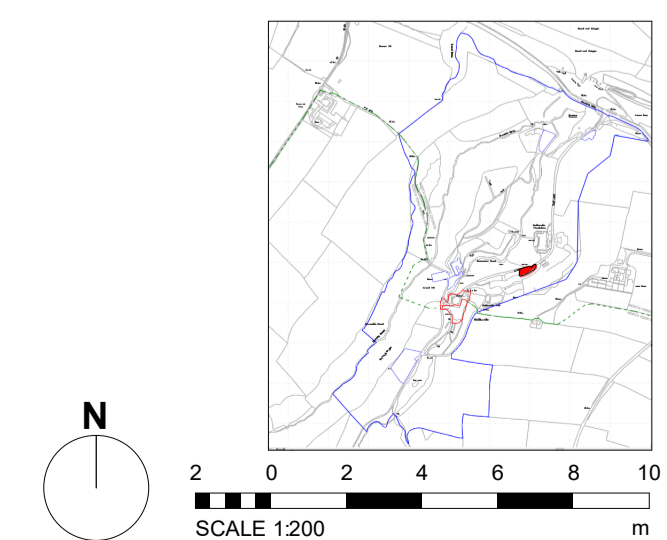
Project
Raithwaite
Sandsend, Whitby
O'Shea

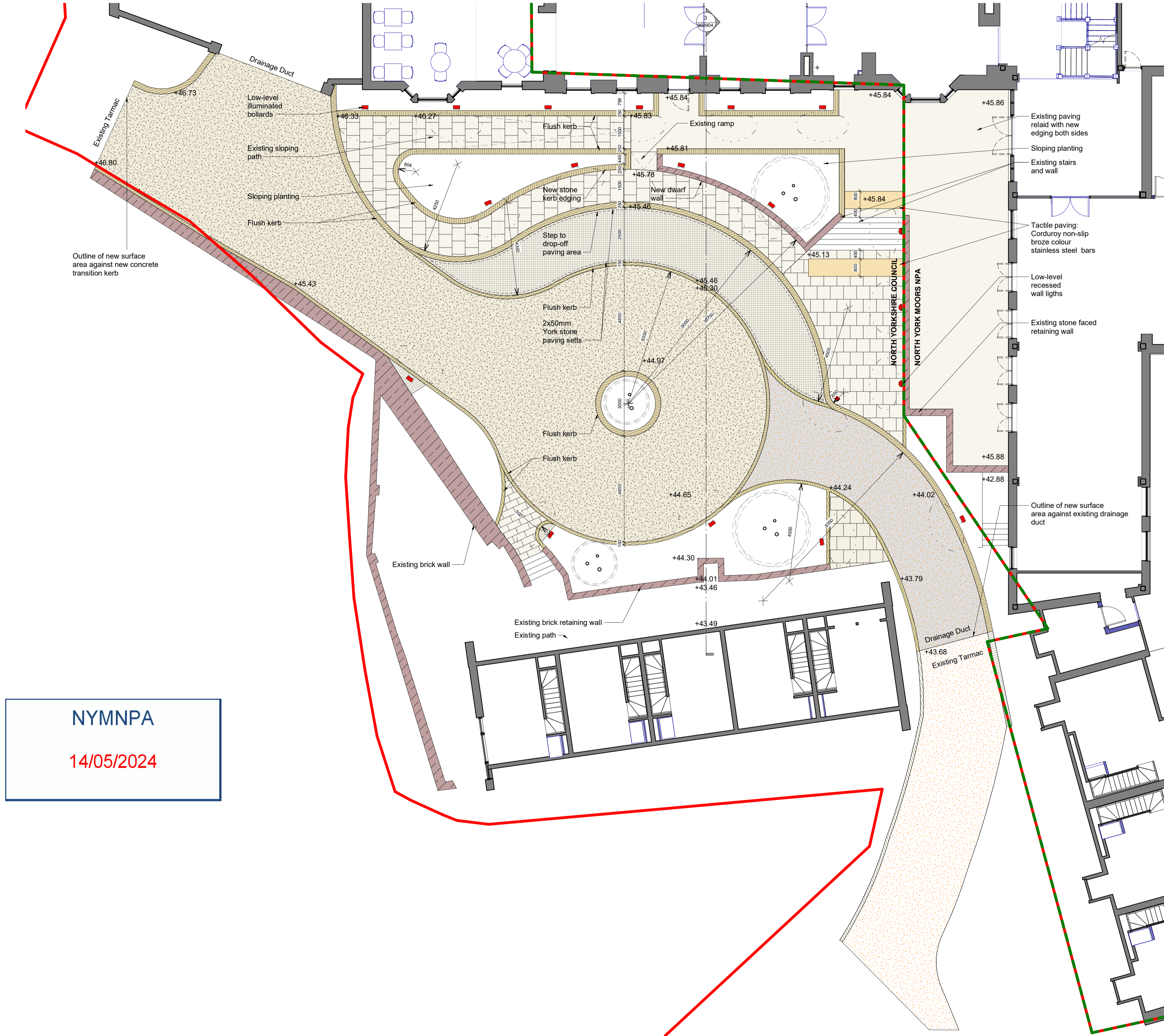
Title
Parking Area - Proposed Plan

Job No Scale at A1 Status Rev. Ext. Int.
4199 As indicated A4 P02

Project Code - Originator - Zone - Level - Type - Role - Sheet Number
013281-HMA-RH-GF-DR-A-900906

ISO 14001 : 2015 ISO 9001 : 2015 RIBA Chartered Practice
Please consider the environment before printing this document
Refer to dimensions where provided - do not scale from this drawing





NYMNP
14/05/2024

- Hard Landscape Materials**
- Tarmacadam Roadway**
standard wearing course to match existing
 - Tarmacadam Parking bay**
with stone chippings rolled into wearing course surface
 - Tarmacadam Roadway**
buff coloured wearing course to match existing
 - Gravel**
with structural grid underlay
 - Resin-bound Gravel**
buff coloured gravel mix
 - York stone paving**
50mm paving slabs, nominal 500x500mm units to match existing
 - York stone sett paving**
100x100mm setts
 - York stone steps**
non-slip finish, integrated contrasting edges to comply with Part M
 - Timber Decking**
150x38mm treated timber decking
 - York stone kerb**
150mm wide
 - York stone kerb**
250mm wide
 - 25mm concrete edging**
 - 25mm timber edging**
 - Timber sleeper step edging**
- Soft Landscaping**
- Native wildflower meadow**
 - Native wildflower meadow**
 - Notional mowing strip**
 - Gorse**
 - Shrub planting <1m height**
Native species mix, deciduous
 - Shrub planting 1m-2m height**
Native species mix, deciduous
 - Multi-species hedge**
comprising mix of native species
- Structures, fixtures and fittings**
- York stone-faced retaining wall**
 - Existing York stone wall**
 - Proposed York stone wall**
 - Dark-sky compatible directional lighting bollard**
 - Dark-sky compatible directional recessed luminaire**
 - IP rated socket outlets**

- General Notes**
- Drawings indicate design intent and are not to be used for purposes of construction
 - Dimensions are indicative and to be checked on site. Fabricators are to obtain site measurements and reflect these on shop drawings prior to manufacture
 - Any discrepancies or inconsistencies with site dimensions to be reported to the architect prior to manufacture
 - Design, Materials and workmanship to be in accordance with appropriate British or European standards, and in accordance with local regulations.
 - All FF&E elements to meet UK fire regulations, including Crib 5 standards in relation to resistance to ignition and fire spread
 - Under bar, back bar, waiter stations and storage layouts to be provided to and approved by the operator
 - All material samples to be provided to and approved by:
 - the Interior Designer in terms of visual appearance;
 - the Architect for technical compliance; and
 - the operator for cleaning and maintenance requirements

P02	A4	08/05/24	WS	External Lighting amended to Electrical Engineer input
P01	S1	28/03/24	WS	Issued for Consultant and Subcontractor Coordination
Rev.	Status	Date	Check	Description

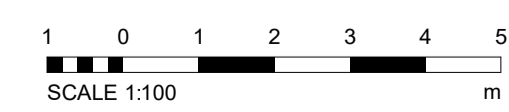
Holder Mathias architects

T +44 (0) 20 7287 0735
www.holdermathias.com
London Cardiff Munich

- Drainage to be confirmed by Civil Engineer
- Planting to be coordinated with any underground drainage systems
- Details of hard landscape floor build-ups subject to engineers details

Project
Rathwaite
Sandsend, Whitby
O'Shea

Title
Proposed Hotel Landscape Layout
Job No Scale at A1 Status Rev. Ext. Int.
4199 As indicated A4 P02



Project Code - Originator - Zone - Level - Type - Role - Sheet Number
013281-HMA-RH-UGF-D-A-900903

ISO 14001 : 2015 ISO 9001 : 2015 RIBA Chartered Practice
Please consider the environment before printing this document
Refer to dimensions where provided - do not scale from this drawing

1 Level UG Proposed Landscape
1 : 100