

© Crown Copyright and database rights 2018 OS 100047474.

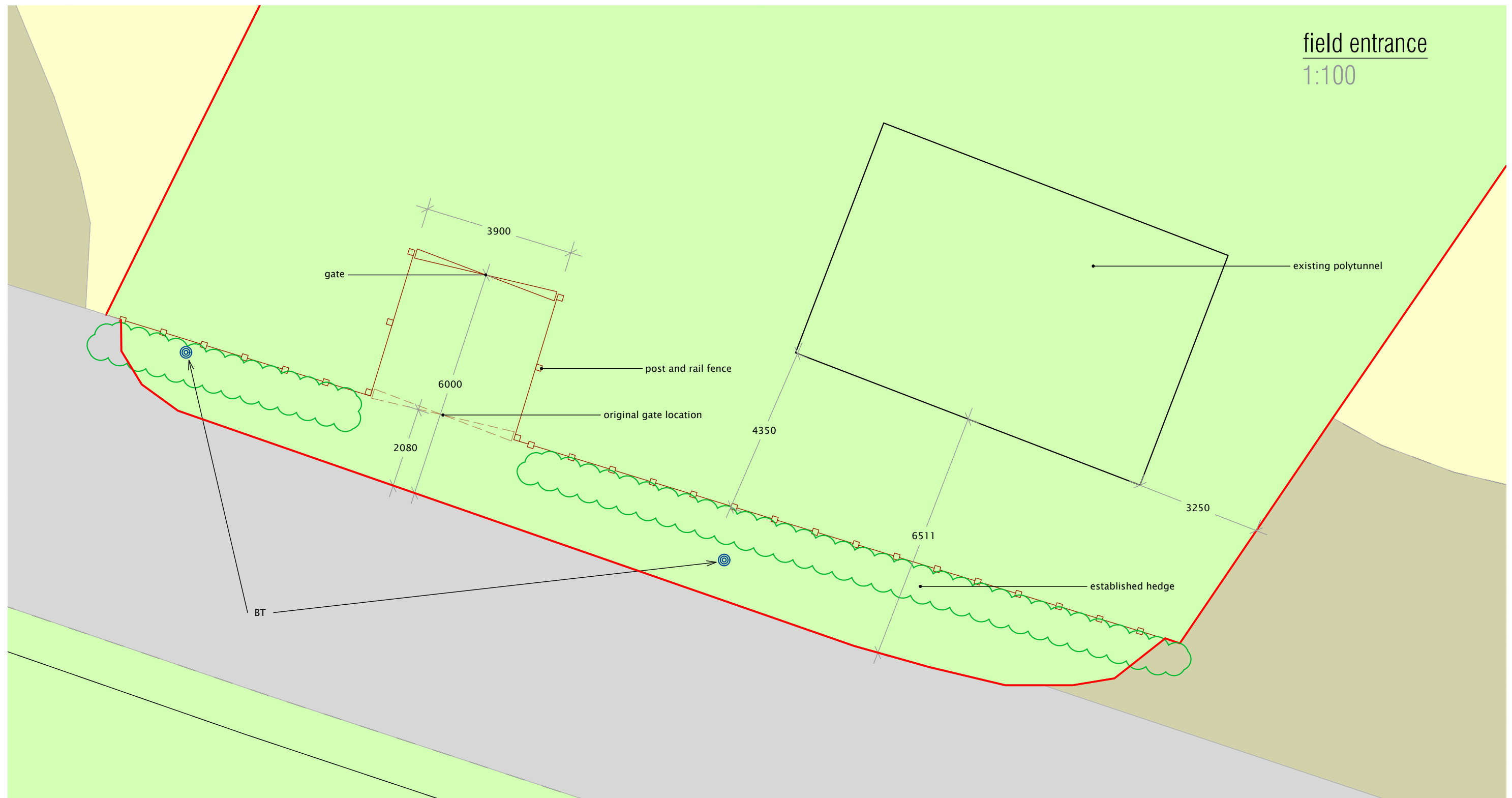


NYMNPA
 08/02/2019

PETER RAYMENT *design*
 Architectural Designers • Peter Rayment • Richard Waller

title:	location plan	dwg No:	190 129 LP -
project:	field entrance and polytunnel land adjacent to Tall Trees, Suffield.	scale:	1:2500@A4
client:	Mr & Mrs Tildsley		

field entrance
1:100



SCALE BAR 1:100



NYMNPA
08/02/2019

PETER RAYMENT design
Architectural Designers • Peter Rayment • Richard Waller

title:	existing entrance layout	dwg No:	190 129	10	v.
project:	field entrance and polytunnel land adjacent to Tall Trees, Suffield.	scale:	1:100 @ A3		
client:	Mr & Mrs Tildsley				

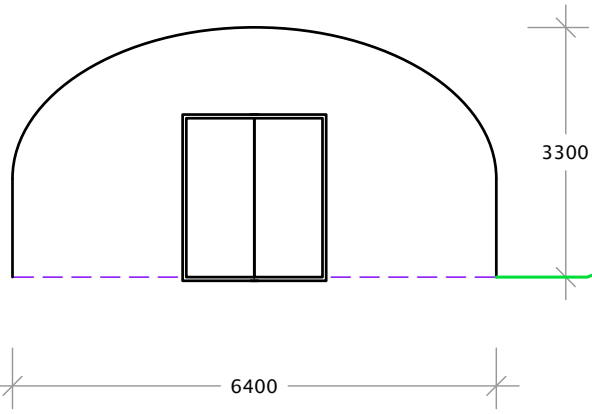
Peter Rayment Design Ltd. Uppang, Westgate, Thornton Le Dale, Pickering YO18 7SG

amendments		date
rev	description	

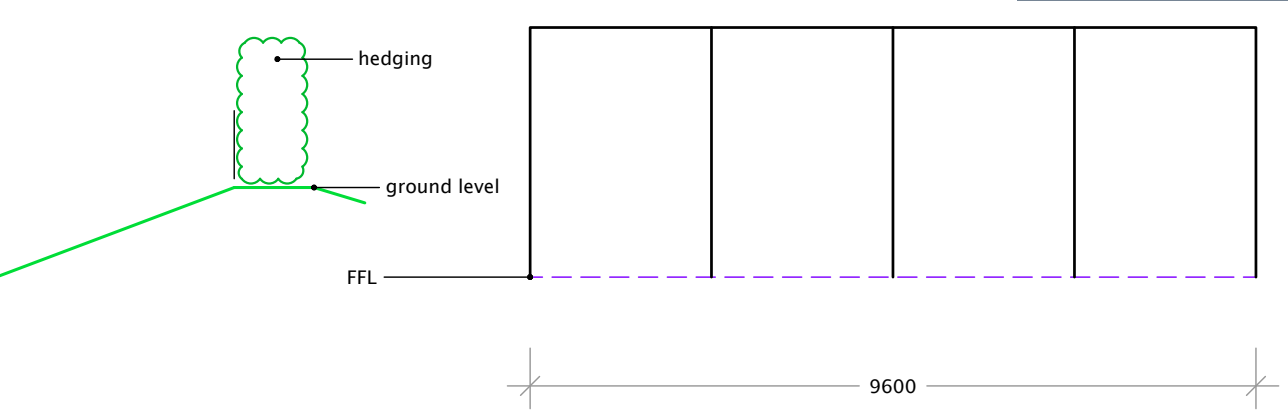
notes
all dimensions, levels and co-ordinates should be verified on site before commencing any work. Do not scale from the drawings.

CDM 2015
In accordance with CDM regulations 8, 9, and 11, any significant risk relating to the design features shown on this drawing have been identified with .
 No significant risks have been identified Significant risks have been identified, see notes on drawing
refer to the current design risk register for further information

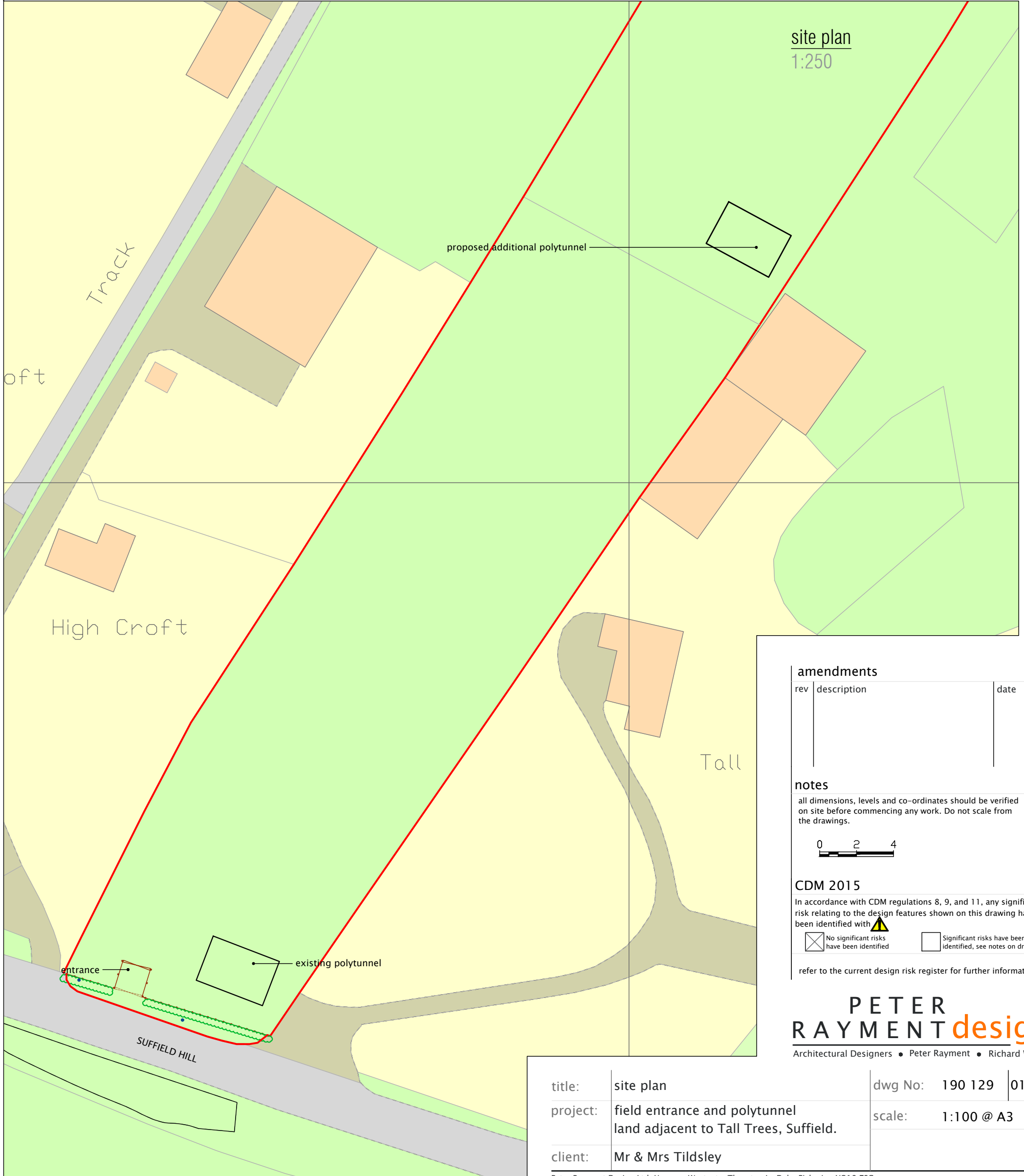
polytunnel front elevation
1:100



polytunnel side elevation
1:100



NYMNPA
08/02/2019



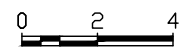
site plan
1:250

amendments

rev	description	date

notes

all dimensions, levels and co-ordinates should be verified on site before commencing any work. Do not scale from the drawings.



CDM 2015

In accordance with CDM regulations 8, 9, and 11, any significant risk relating to the design features shown on this drawing have been identified with

- No significant risks have been identified
- Significant risks have been identified, see notes on drawing

refer to the current design risk register for further information

PETER RAYMENT design
Architectural Designers • Peter Rayment • Richard Waller

title:	site plan	dwg No:	190 129 01 -
project:	field entrance and polytunnel land adjacent to Tall Trees, Suffield.	scale:	1:100 @ A3
client:	Mr & Mrs Tildsley		