

MRT Ecology

---

Appendix 4

Site Photos

- 8 APR 2016




Photo 1: Farmland to southeast




Photo 2: Adjoining cattle shed



Photo 3: Disused Stable Block/Cow Byre

8 APR 2016



Photos 4 and 5: Photos of roof showing some raised and broken tiles, but intact ridge tiles and pointing.



Photo 6: Gaps above doorframe



Photo 7: Ventilation holes



Photo 8 and 9: Cracks and holes in gable end wall.

- 8 APR 2015




Photo 10: Poor condition of gable end wall



Photo 11: Collapsed area of wall




Photo 12: Rear wall of stable block.



Photo 13: Aperture in gable end wall with close gapped grill.

- 8 APR 2016




Photo 14: Opening through internal wall




Photo 15 and 16: Cracks between internal and external walls.

8 APR 2013



# MRT Ecology



Photo 17: Hole in sarking



Photo 18: Interior of second room



Photo 19: Hole in sarking and aperture through to adjacent room.




Photo 20: Interior of main area.



Photo 21: Adjoining store



Photo 22: Roof of adjoining stores

MRT  
- 8 JUN 2016




Photo 23: Walls and guttering



Photo 24: Rear Wall of adjoining stores.




Photo 25: Gaps between rafter and gable end wall.



Photo 26: Workbench.

1077  
- 8 APR 2013




Photo 27: 3<sup>d</sup> store room.



Photo 28: Bat dropping on door 1



Photo 29: Bat Dropping on door 2



Photo 30: Bat dropping on door 3



Photo 31: Bat dropping on window



Photo 32: Bat dropping on door 4.

- 8 APR 2016