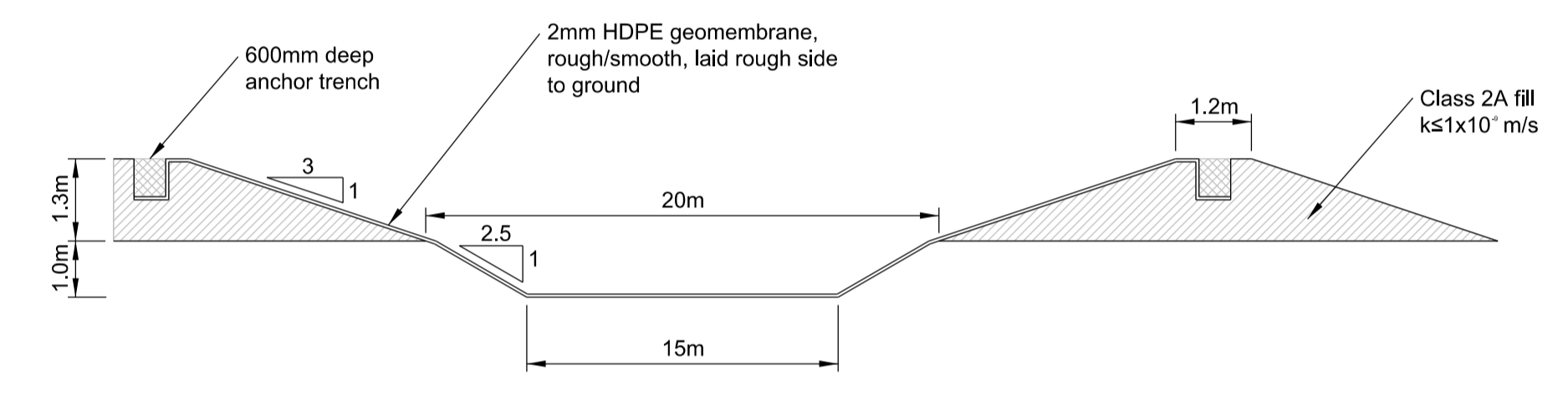


Recharge Borehole Drilling Platform Typical Detail

Not to scale

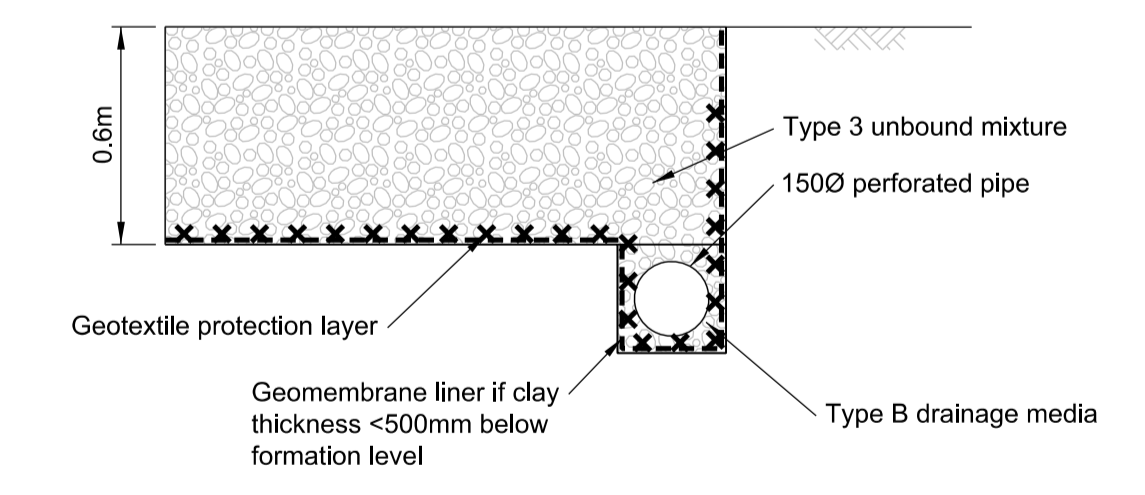
- Notes:
1. Geogrid reinforcements in accordance with Tensar design P35035.
 2. LLDPE liner to be placed at formation level if thickness of glacial till is less than 0.5m to be established by trial pits. Liner to be laid on smooth formation free from stones or roots that could drainage the membrane. Liner to be protected by a geomembrane liner protection geotextile with a mas/m² > 300 g/m².



Typical Section through Saline Water Storage Lagoon (A-A)

Not to scale

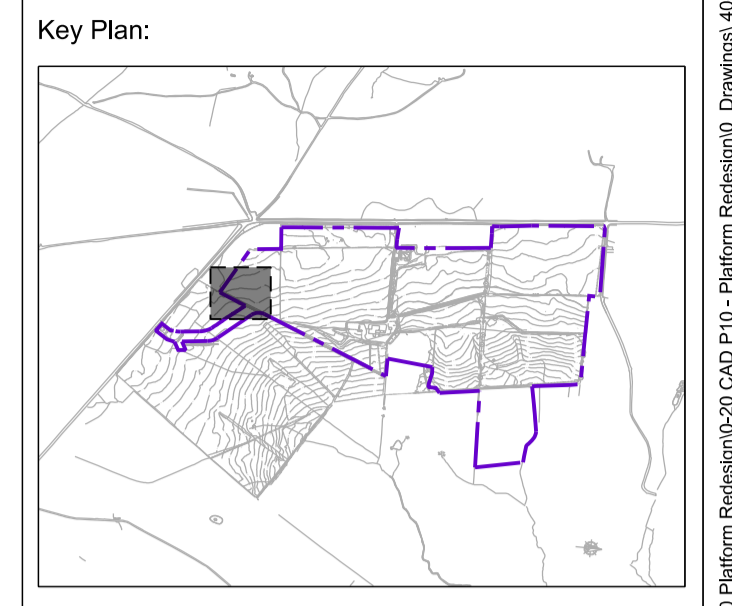
- Notes:
1. Geomembrane to be fully welded using double hot wedge welding technique.
 2. All welds to be air pressure tested.
 3. Repairs / details to be extrusion welded.
 4. All extrusion welds to be vacuum box tested.
 5. Geomembrane to comply with GRI standard GM13.
 6. Start up weld testing to be carried out in accordance with LFE5 - Using geomembranes in landfill engineering, Appendix A, published by the Environment Agency.
 7. Geomembrane testing to be carried out in accordance with LFE5.
 8. Formation to geomembrane to be smooth, free from stones, roots or other deleterious materials that may damage the geomembrane and free from sharp changes in level that exceed 10mm under a 1m straight edge.
 9. Minimum thickness of clay beneath lagoon liner to be 1.0m



Typical section of filter drain

Not to scale

Notes:
1. Refer to details for notes.



0	31/03/17	JB	CW	AH
Issued for Planning				
B	30/03/17	JB	CW	AH
Draft				
A	07/03/17	JB	CW	AH
Draft				
Issue	Date	By	Chkd	Appd

ARUP
Admiral House, Rose Wharf,
79 East Street, Leeds, LS9 8EE
www.arup.com

Client
Sirius Minerals Plc

Job Title
Woodsmith Mine Development

**Woodsmith Mine Site
Construction Phase 3
Reinjection Borehole
GA and details**

Scale at A1 1:500

Discipline Civil

Job No 253285	Drawing Status Planning
Drawing No 40-ARI-WS-71-CI-DR-1057	Issue 0