




BARN OWL PROVISION



Barn Owl provision built the other side of the tower to the Kestrel provision, as big as the available space allows but allowing for inspection panel.
Barn Owl provision floor must be a minimum of 500mm below access hole.


Tray outside Barn Owl provision fixed to the wall and a piece of 2" x 2" slung across the purlins. External timber tanalised and treated with external wood preservative.

Barn Owl provision specifications;
1000mm wide x 400mm deep x 500mm from provision floor to bottom of access hole



NIVAMPA
12 MAY 2017

KESTREL AND LITTLE OWL PROVISION



External landing stone leading to Kestrel provision.
Internal box to be built around the rafters after the bat spaces have been finished using 12mm ply fixed to timber baton fixed to blockwork
Space for inspection panel for maintenance/clearing out/ringing etc.



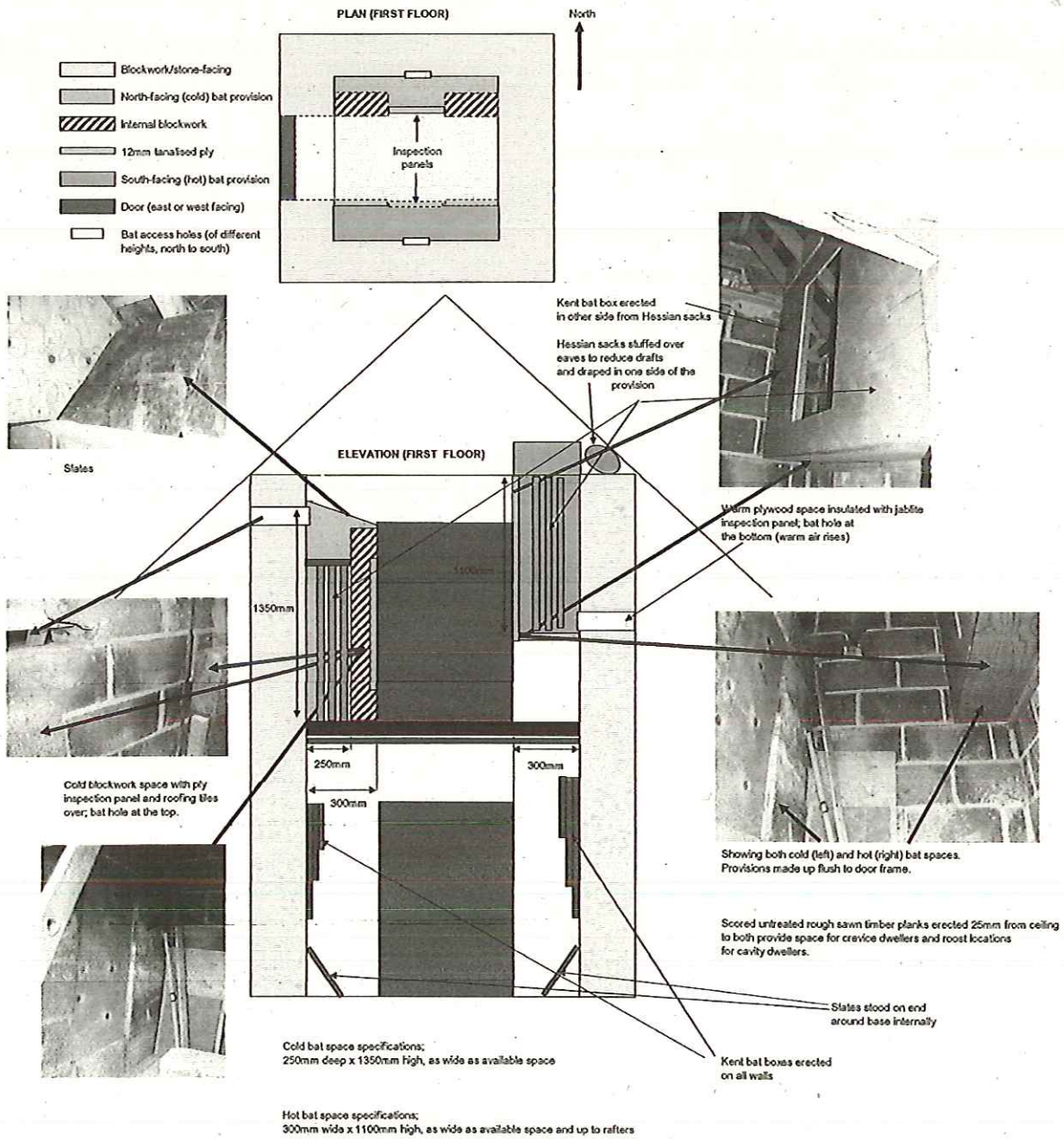
Kestrel box specifications;
1000mm wide x 350mm deep. Floor at or just below access hole, space up to apex (Kestrels like to see out of their nest sites)

Little Owl provision made underneath Kestrel provision.
Little Owl nestbox to wall mounted to wall on 2" x 1" baton, specification and design here;
http://www.barnowltrust.org.uk/content_images/pdf/Little_Owls_Nestboxes_32.pdf



NYMNI PA
12 MAY 2017

BAT AND BIRD PROVISIONS (NOT TO SCALE)



NYMIPA
 12 MAY 2017