

NOTE: TEMPORARY MAST
REQUIRED DURING WORKS

EXISTING FEEDERS TO BE REMOVED AND REPLACED WITH THE SAME
AMOUNT (LONGER) TO ACCOMMODATE THE NEW CABINET LOCATION

PROPOSED CTIL 20.0m MEDIUM DUTY HUTCHINSON TOWER

PROPOSED CTIL 5.1m x 5.1m x 1.0m CONCRETE
TOWER BASE AS PER HUTCHINSON SPEC.

PROPOSED CTIL 1No. 100Ømm POWER DUCT TO RBS 6102 CABINET

PROPOSED CTIL 1No. 100Ømm POWER DUCT TO TSC CABINET

PROPOSED CTIL 1No. ALIFABS METER CABINET
ON PROPOSED TOWER BASE

PROPOSED CTIL 1No. 100Ømm INCOMING REC DUCT

PROPOSED CTIL TSC CABINET TO BE INSTALLED ON PROPOSED
TOWER BASE. PROPOSED TSC CABINET WITH 17U FREE SPACE
FOR PROPOSED COMMS

PROPOSED CTIL 1No. 100Ømm INCOMING COMMS DUCT

PROPOSED CTIL 1No. 100Ømm COMMS DUCT TO RBS 6102 CABINET

PROPOSED CTIL 1No. ERICSSON RBS 6102 OUTDOOR CABINET
TO BE INSTALLED ON PROPOSED TOWER BASE

ACCESS ROUTE TO BE CHECKED
FOR STABILITY PRIOR TO BUILD

TRACKWAY REQUIRED ACROSS
MOORLAND FOR 30-40m APPROX



©2010 Arqiva
All rights reserved. No part of this publication may be reproduced, stored in a retrieval system or transmitted in any form or by any means (Electronic, Mechanical, Photocopying, Recording or otherwise), without the prior written consent of the Company.

NOTES

NYMNPA
03 AUG 2017

CSID	20546421			
CSR	75272			
CELL No.	75272TEF			
13	PROJ No 188035 MINOR AMEND	12/07/17	HFC	FC
12	PROJ No 192392 MINOR AMENDMENT	14/03/17	HFC	MK
11	PROJ No 188035 MINOR AMEND	16/02/17	HFC	MF
10	PROJ No 192392 PLANNING DRAWING	06/02/17	HFC	MK
9	PROJ No 188035 MINOR AMEND	16/01/17	HFC	MF
ISS	REVISION	DATE	DRN	APP

arqiva

Crawley Court, Winchester, Hampshire, SO21 2QA

SITE No 140499
CASTLETON
ARQIVA SITE
THE HOWE, DANBY LOW MOOR
CASTLETON
NORTH YORKSHIRE
YO21 2NF

NGR NZ 69300 07700
OS GRID 469300 507700

TITLE
SITE PLAN
PROPOSED
CTIL

SCALE 1:50
DRAWN IM 19/08/11
APPROVED FC 12/07/17

DRG No. 140499-22-100-MD013
Sheet 1 of 1
Rev 13

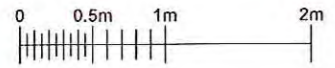
FEINT DETAILS INDICATE LOCATIONS
RESERVED FOR OTHER PROPOSALS
WHICH MAY BE THE SUBJECT OF
SEPARATE APPLICATIONS

PROPOSED CTIL 300mm WIDE CABLE LADDER, FIXED DIRECTLY TO TOWER LEG
c/w 1No. 3.0m GANTRY SUPPORT POLE TO ACCOMMODATE FOR PROPOSED 6No.
AVA5-50 FEEDERS & 1No. HYBRID FIBRE CABLE

EXISTING TOWER BASE TO BE BROKEN OUT & REMOVED

EXISTING 15.0m HIGH MONOPOLE TO BE REMOVED. EXISTING EE / ARQIVA
ANTENNAS & DISHES TO BE RELOCATED ONTO PROPOSED STRUCTURE

PROPOSED CTIL TEMPORARY MAST LOCATION



ARQIVA DSO UHF 4L UNSHROUDED CARDIOID ANTENNA AT 23.0m BEARING 190° E.T.N. TO BE RELOCATED ONTO PROPOSED STRUCTURE MOUNTED BETWEEN LEGS 'A' AND 'C'

NOTE: TEMPORARY MAST REQUIRED DURING WORKS

EXISTING FEEDERS TO BE REMOVED AND REPLACED WITH THE SAME AMOUNT (LONGER) TO ACCOMMODATE THE NEW CABINET LOCATION

PROPOSED CTIL 1No. SHF 0.6m HP DISH AT 17.5m BEARING 0° E.T.N. I.D. No. 397798 c/w CHS76.1Ømm, 2.5m LONG SUPPORT POLE ON PROPOSED FACEFRAME

PROPOSED CTIL 3No. KATHREIN 80010669 ANTENNAS AT 17.5m MEAN BEARINGS 60°, 180° & 300° E.T.N. I.D. No's 381951, 381952 & 381953 TO BE FITTED WITH CLAMP TO GIVE 100mm CLEARANCE FROM ANTENNA POLE.

PROPOSED CTIL 3No. RRU's I.D. No's 388013, 388014 & 388015 TO BE MOUNTED ON REAR OF ANTENNA POLES. PROPOSED CTIL 1No. 25.0m HYBRID, 3No. FIBRE EXTENDERS & 3No. DC EXTENDERS, SECTOR1 2.0m, SECTOR2 2.0m & SECTOR3 2.0m.

PROPOSED CTIL 6No. AVA5-50 FEEDERS TO BE INSTALLED. PROPOSED FEEDERS TO UTILISE PROPOSED CABLE LADDER & RUN UP TOWER ON NEW FEEDER BRACKETS.

HUTCHINSON ENGINEERING TO FIX FEEDER BRACKETS TO LEG C OF TOWER AT 0.8m INTERVALS.

PROPOSED CTIL 1No. FACE FRAME c/w 3No. CHS60.3Øx5mm, 3.0m ANTENNA SUPPORT POLES & 1No. CHS60.3Øx5mm, 2.5m LONG DISH SUPPORT POLE,

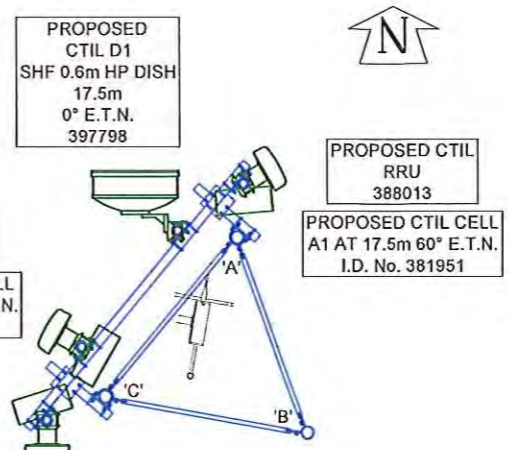
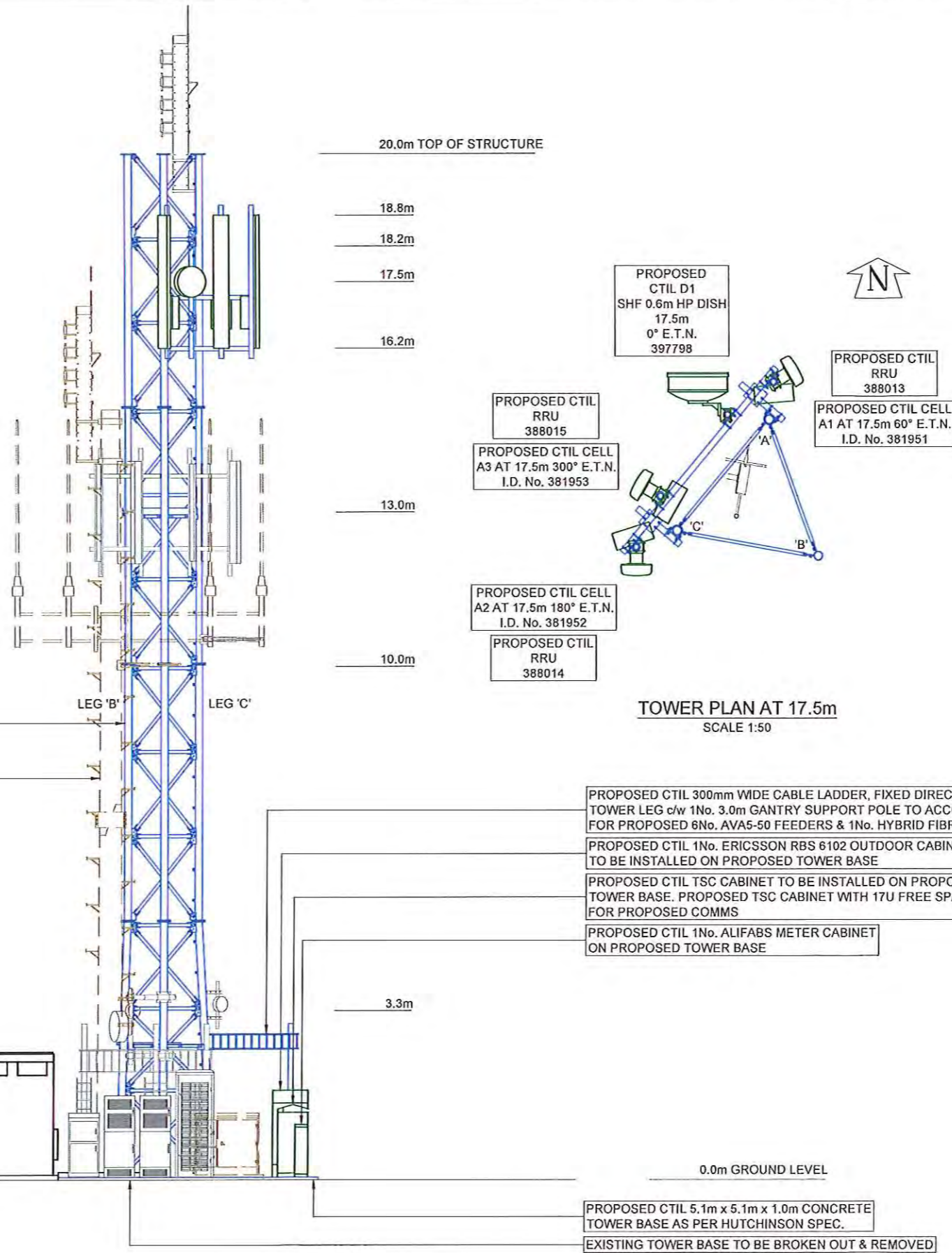
EE 2No. UHF PCN OMNI COLLINEAR ANTENNAS AT 13.0m BEARING 180° & 60° E.T.N. TO BE RELOCATED ONTO PROPOSED STRUCTURE.

ARQIVA DSO UHF LOG PERIODIC ANTENNA AT 10m BEARING 231° E.T.N. TO BE RELOCATED ONTO PROPOSED STRUCTURE.

PROPOSED CTIL 20.0m MEDIUM DUTY HUTCHINSON TOWER

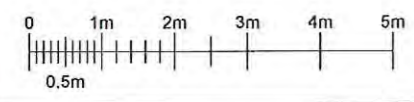
EXISTING 15.0m HIGH MONOPOLE TO BE REMOVED. EXISTING EE / ARQIVA ANTENNAS & DISHES TO BE RELOCATED ONTO PROPOSED STRUCTURE

EE 1No. 300Ø DISH AT 3.3m BEARING 348° E.T.N. TO BE RELOCATED ONTO PROPOSED STRUCTURE.



TOWER PLAN AT 17.5m
SCALE 1:50

NORTH ELEVATION



FEINT DETAILS INDICATE LOCATIONS RESERVED FOR OTHER PROPOSALS WHICH MAY BE THE SUBJECT OF SEPARATE APPLICATIONS

NOTES

NYMNP
03 AUG 2017

CSID	20546421			
CSR	75272			
CELL No.	75272TEF			
PROJ No	188035	12/07/17	HFC	FC
13	MINOR AMEND			
PROJ No	192392	14/03/17	HFC	MK
12	MINOR AMENDMENT			
PROJ No	188035	16/02/17	HFC	MF
11	MINOR AMEND			
PROJ No	192392	06/02/17	HFC	MK
10	PLANNING DRAWING			
PROJ No	188035	16/01/17	HFC	MF
9	MINOR AMEND			
ISS	REVISION	DATE	DRN	APP

arqiva
 Crawley Court, Winchester, Hampshire, SO21 2QA

SITE No 140499
 CASTLETON
 ARQIVA SITE
 THE HOWE, DANBY LOW MOOR
 CASTLETON
 NORTH YORKSHIRE
 YO21 2NF

NGR NZ 69300 07700
 OS GRID 469300 507700

TITLE
 ELEVATION
 PROPOSED
 CTIL

SCALE 1:100

DRAWN	IM	19/08/11
APPROVED	FC	12/07/17

DRG No. 140499-22-150-MD013 Sheet 1 of 1 Rev 13