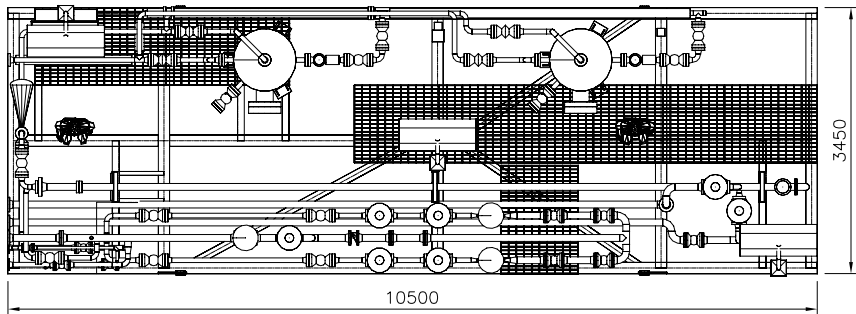
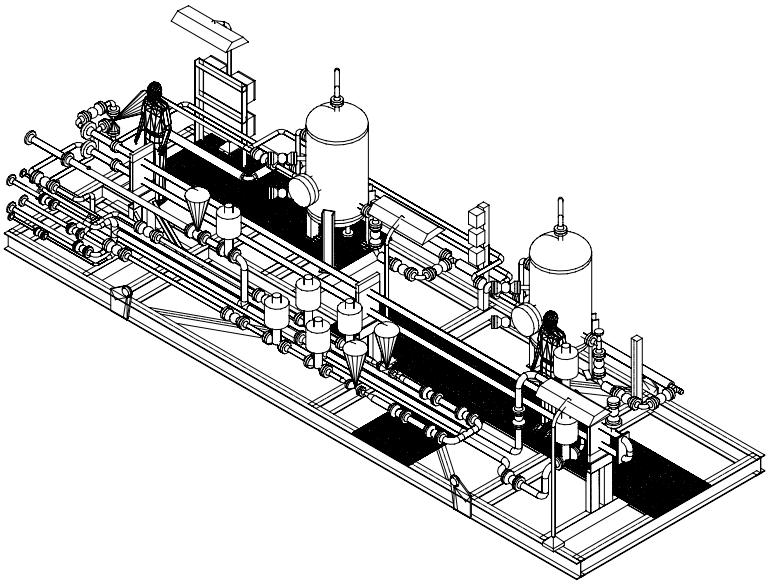


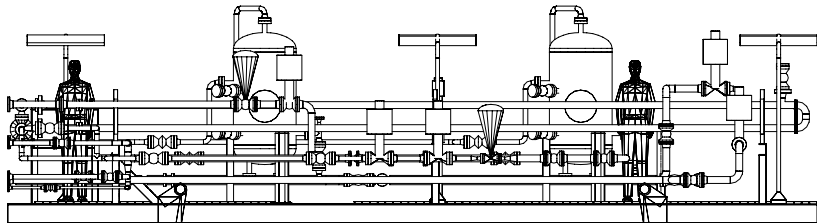
PLANT  
NORTH



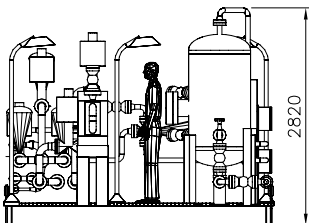
PLAN VIEW  
(SCALE 1:50)



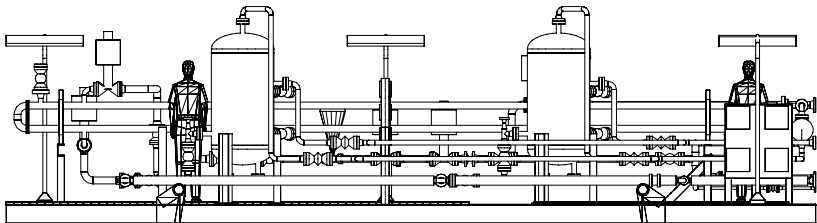
ISOMETRIC VIEW LOOKING NORTH-WEST




VIEW LOOKING NORTH  
(SCALE 1:50)



VIEW LOOKING WEST  
(SCALE 1:50)



VIEW LOOKING SOUTH  
(SCALE 1:50)

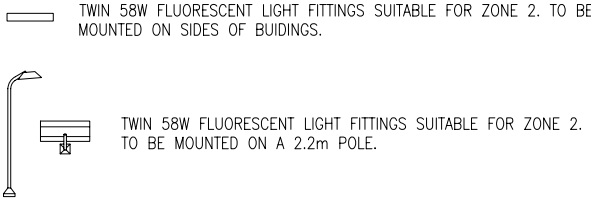


VIEW LOOKING EAST  
(SCALE 1:50)

NOTES:

1. ALL DIMENSIONS ARE IN mm UNLESS NOTED OTHERWISE.
2. DRAWINGS ARE FOR CONCEPT/PLANNING PURPOSES ONLY.

KEY:



Drn.	06/01/10	B.SYKORA	MOORLAND ENERGY LTD. RYEDALE GAS PROJECT CONCEPT/PLANNING FUEL GAS PACKAGE GA	2
Chkd.	19/01/10	N.REID		
Appr.	19/01/10	M.SPREADBURY		
Client Appr.				
Protech			Drg. No.	Sheet
Land & Marine Project Engineering Ltd.			18761907	1 of 1
CAD Reference 18761907 REV.2			Scale	Rev.
			1:50 @ Size A1	2

REV.	DATE	DRN.	CHKD.	APPR.	CLIENT APPR.	DESCRIPTION
2	12/02/10	L.A.R.	N.R.	M.S.		REVISED FOR PLANNING APPLICATION
1	19/01/10	L.A.R.	N.R.	M.S.		ISSUED FOR CONCEPT DESIGN
0	06/01/10	B.S.	N.R.			ISSUED FOR IDC