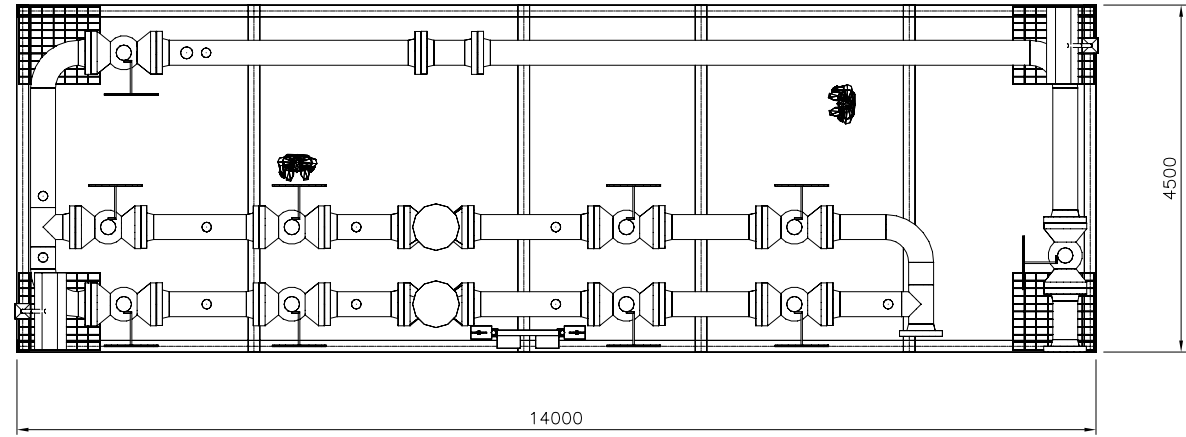
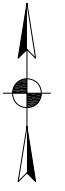
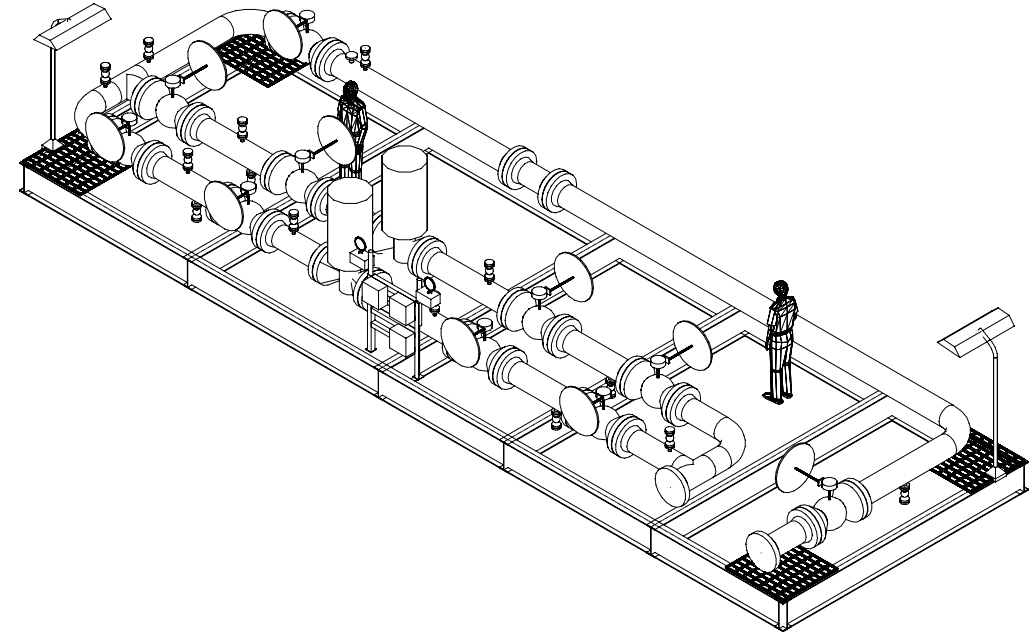


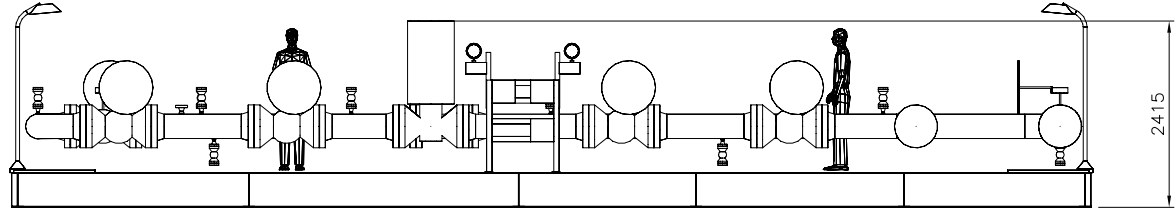
PLANT NORTH



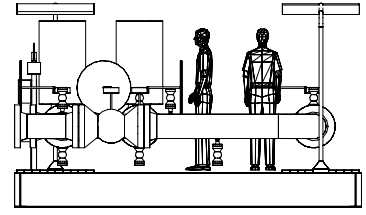
**PLAN VIEW**  
(SCALE 1:50)



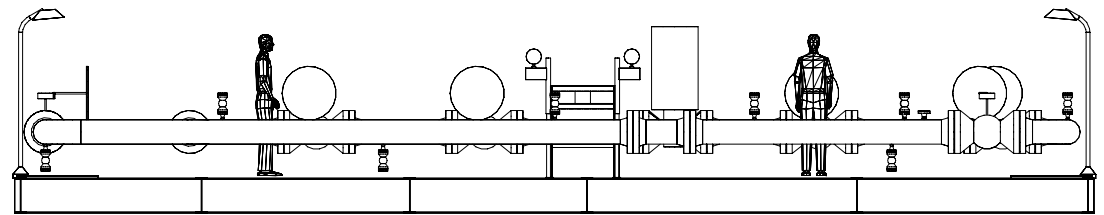
**ISOMETRIC VIEW LOOKING NORTH-WEST**



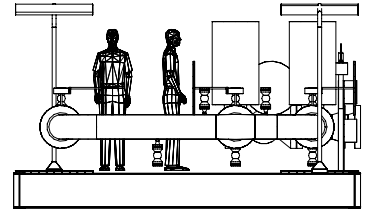
**VIEW LOOKING NORTH**  
(SCALE 1:50)



**VIEW LOOKING WEST**  
(SCALE 1:50)



**VIEW LOOKING SOUTH**  
(SCALE 1:50)



**VIEW LOOKING EAST**  
(SCALE 1:50)

**NOTES:**

1. ALL DIMENSIONS ARE IN mm UNLESS NOTED OTHERWISE.
2. DRAWINGS ARE FOR CONCEPT/PLANNING PURPOSES ONLY.

**KEY:**

- TWIN 58W FLUORESCENT LIGHT FITTINGS SUITABLE FOR ZONE 2. TO BE MOUNTED ON SIDES OF BUILDINGS.
- TWIN 58W FLUORESCENT LIGHT FITTINGS SUITABLE FOR ZONE 2. TO BE MOUNTED ON A 2.2m POLE.



Drn.	06/01/10	B.SYKORA	<b>MOORLAND ENERGY LTD.</b> RYEDALE GAS PROJECT CONCEPT/PLANNING CUSTODY TRANSFER METERING GA	2										
Chkd.	19/01/10	N.REID												
Appr.	19/01/10	M.SPREADBURY												
Client Appr.														
<b>Protech</b> Land & Marine Project Engineering Ltd.			Drg. No. <b>18761908</b>	Sheet 1 of 1										
REV.	DATE	DRN.	CHKD.	APPR.	CLIENT APPR.	DESCRIPTION	CAD Reference	18761908 REV.2	Scale	1:50	Size	A1	Rev.	2

2	12/02/10	L.A.R.	N.R.	M.S.		REVISED FOR PLANNING APPLICATION
1	19/01/10	L.A.R.	N.R.	M.S.		ISSUED FOR CONCEPT DESIGN
0	06/01/10	B.S.	N.R.			ISSUED FOR IDC