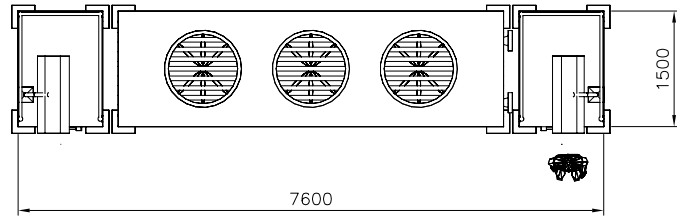
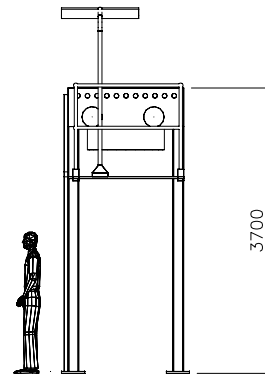


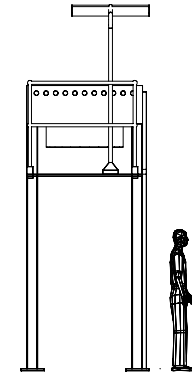
PLANT NORTH



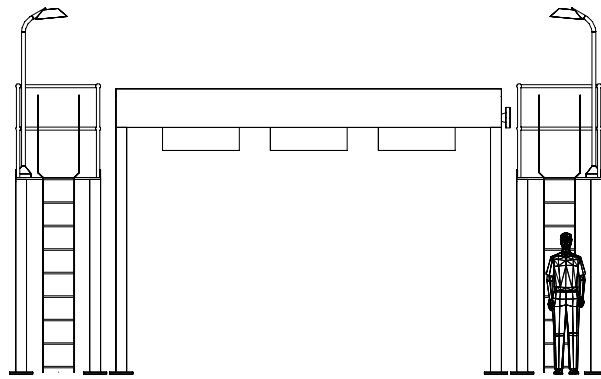
PLAN VIEW  
(SCALE 1:50)



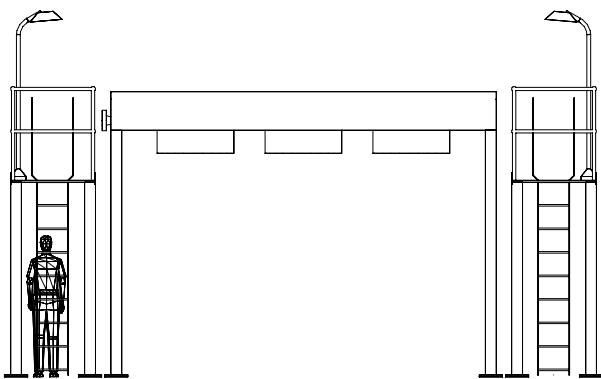
ELEVATION LOOKING EAST  
(SCALE 1:50)



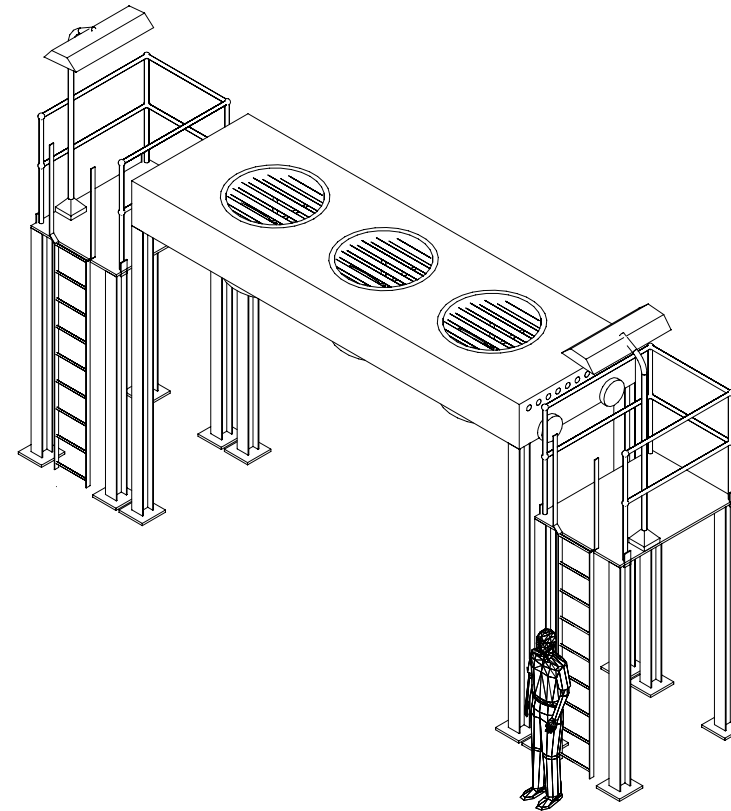
ELEVATION LOOKING WEST  
(SCALE 1:50)



ELEVATION LOOKING NORTH  
(SCALE 1:50)



ELEVATION LOOKING SOUTH  
(SCALE 1:50)


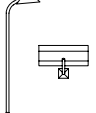


ISOMETRIC VIEW LOOKING NORTH-WEST

NOTES:

1. ALL DIMENSIONS ARE IN mm UNLESS NOTED OTHERWISE.
2. DRAWINGS ARE FOR CONCEPT/PLANNING PURPOSES ONLY.
3. TYPICAL OF 3 OFF COMPRESSOR INTERCOOLERS.

KEY:

-  TWIN 58W FLUORESCENT LIGHT FITTINGS SUITABLE FOR ZONE 2. TO BE MOUNTED ON SIDES OF BUILDINGS.
-  TWIN 58W FLUORESCENT LIGHT FITTINGS SUITABLE FOR ZONE 2. TO BE MOUNTED ON A 2.2m POLE.



Drn.	05/01/10	LAXTEN-RICE	MOORLAND ENERGY LTD RYEDALE GAS PROJECT CONCEPT/PLANNING COMPRESSOR INTERCOOLER GA	2
Chkd.	19/01/10	N.REID		
Appr.	19/01/10	M.SPREADBURY		
Client Appr.				

REV.	DATE	DRN.	CHKD.	APPR.	CLIENT APPR.	DESCRIPTION
2	12/02/10	L.A.R.	N.R.	M.S.		REVISED FOR PLANNING APPLICATION
1	19/01/10	L.A.R.	N.R.	M.S.		ISSUED FOR CONCEPT DESIGN
0	05/01/10	L.A.R.	N.R.			ISSUED FOR IDC

<b>Protech</b>	Drg. No.	18761910	Sheet 1 of 1
Land & Marine Project Engineering Ltd.	Scale	1:50	Rev. 2
CAD Reference 18761910 REV.2	© Size A1		