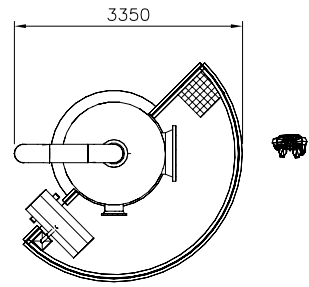
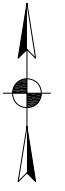
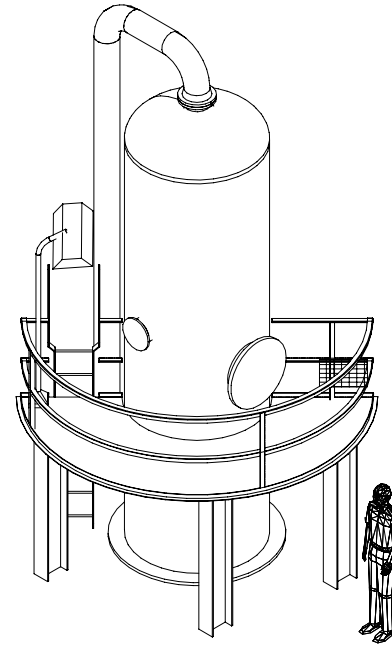


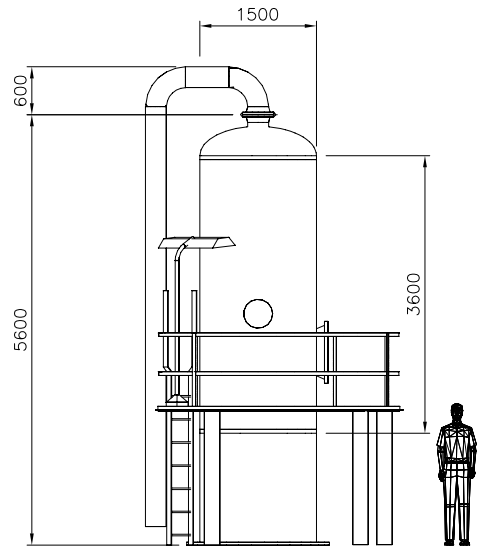
PLANT NORTH



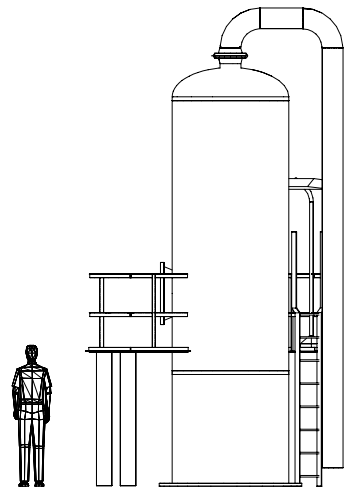
PLAN VIEW
(SCALE 1:50)



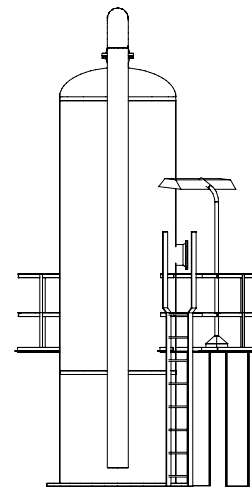
ISOMETRIC VIEW LOOKING NORTH-WEST



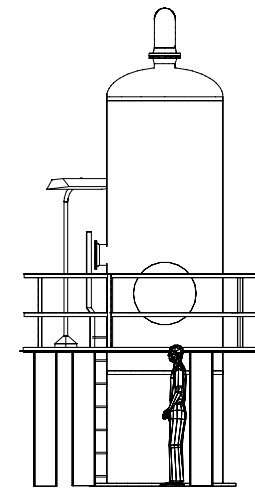
VIEW LOOKING NORTH
(SCALE 1:50)



VIEW LOOKING SOUTH
(SCALE 1:50)



VIEW LOOKING EAST
(SCALE 1:50)



VIEW LOOKING WEST
(SCALE 1:50)

NOTES:

1. ALL DIMENSIONS ARE IN mm UNLESS NOTED OTHERWISE.
2. DRAWINGS ARE FOR CONCEPT/PLANNING PURPOSES ONLY.
3. TYPICAL OF 3 OFF COMPRESSOR INTER-STAGE K.O. DRUMS.

KEY:

- TWIN 58W FLUORESCENT LIGHT FITTINGS SUITABLE FOR ZONE 2. TO BE MOUNTED ON SIDES OF BUILDINGS.
- TWIN 58W FLUORESCENT LIGHT FITTINGS SUITABLE FOR ZONE 2. TO BE MOUNTED ON A 2.2m POLE.



Drn.	06/01/10	B.SYKORA	MOORLAND ENERGY LTD. RYEDALE GAS PROJECT CONCEPT/PLANNING COMPRESSOR INTERSTAGE KO DRUM GA	2
Chkd.	19/01/10	N.REID		
Appr.	19/01/10	M.SPREADBURY		
Client Appr.				
			Drg. No.	18761913
Land & Marine Project Engineering Ltd.			Scale	1:50 @ Size A1
CAD Reference 18761913 REV.2			Sheet	1 of 1
			Rev.	2

REV.	DATE	DRN.	CHKD.	APPR.	CLIENT APPR.	DESCRIPTION
2	12/02/10	L.A.R.	N.R.	M.S.		REVISED FOR PLANNING APPLICATION
1	19/01/10	L.A.R.	N.R.	M.S.		ISSUED FOR CONCEPT DESIGN
0	06/01/10	B.S.	N.R.			ISSUED FOR IDC