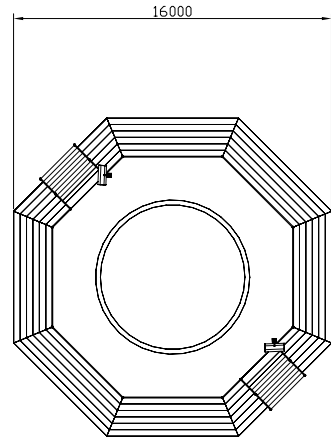
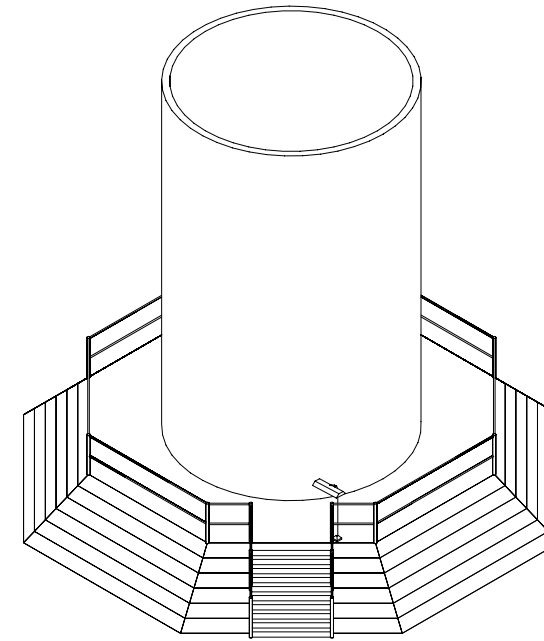


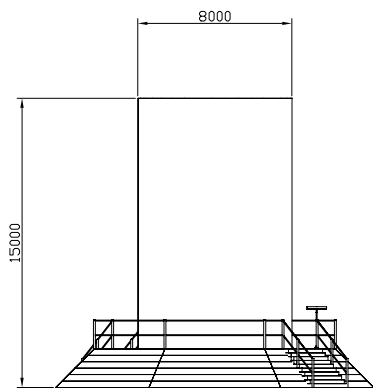
PLANT
NORTH



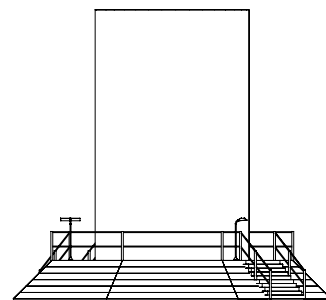
PLAN ELEVATION
(SCALE 1:200)



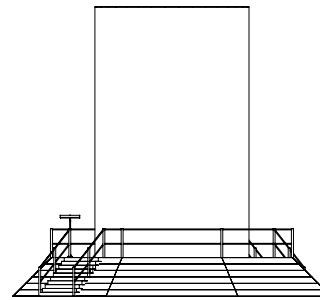
ISOMETRIC VIEW LOOKING NORTH-WEST



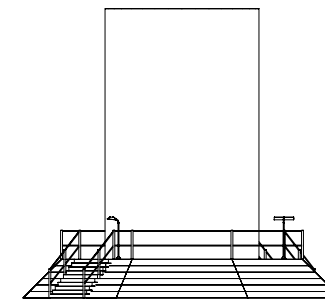
ELEVATION LOOKING NORTH
(SCALE 1:200)



ELEVATION LOOKING SOUTH
(SCALE 1:200)



ELEVATION LOOKING EAST
(SCALE 1:200)


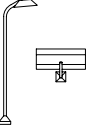


ELEVATION LOOKING WEST
(SCALE 1:200)

NOTES:

1. ALL DIMENSIONS ARE IN mm UNLESS NOTED OTHERWISE.
2. DRAWINGS ARE FOR CONCEPT/PLANNING PURPOSES ONLY.
3. PIPING, VALVES, ETC ARE NOT SHOWN FOR CLARITY.

KEY:

-  TWIN 58W FLUORESCENT LIGHT FITTINGS SUITABLE FOR ZONE 2. TO BE MOUNTED ON SIDES OF BUILDINGS.
-  TWIN 58W FLUORESCENT LIGHT FITTINGS SUITABLE FOR ZONE 2. TO BE MOUNTED ON A 2.2m POLE.



Date	Signature	Title
05/01/10	LAXTEN-RICE	Drn.
19/01/10	N. REID	Chkd.
19/01/10	M.SPREADBURY	Appr.
		Client Appr.

MOORLAND ENERGY LTD
RYEDALE GAS PROJECT
CONCEPT/PLANNING
GROUND FLARE GA

REV.	DATE	DRN.	CHKD.	APPR.	CLIENT APPR.	DESCRIPTION
2	12/02/10	L.A.R.	N.R.	M.S.		REVISED FOR PLANNING APPLICATION
1	19/01/10	L.A.R.	N.R.	M.S.		ISSUED FOR CONCEPT DESIGN
0	05/01/10	L.A.R.	N.R.			ISSUED FOR IDC

Protech Land & Marine Project Engineering Ltd.	Drg. No. 18761915	Sheet 1 of 1
CAD Reference 18761915 REV.2	Scale 1:200 @ Size A1	Rev. 2