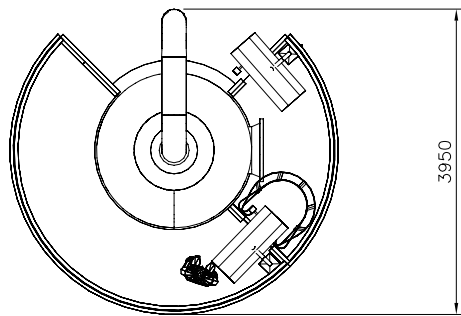
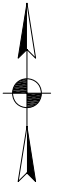
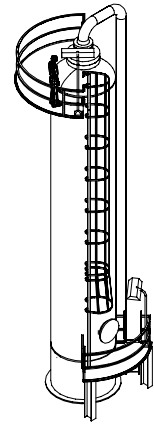


PLANT NORTH



PLAN VIEW
(SCALE 1:50)




ISOMETRIC VIEW LOOKING NORTH-WEST

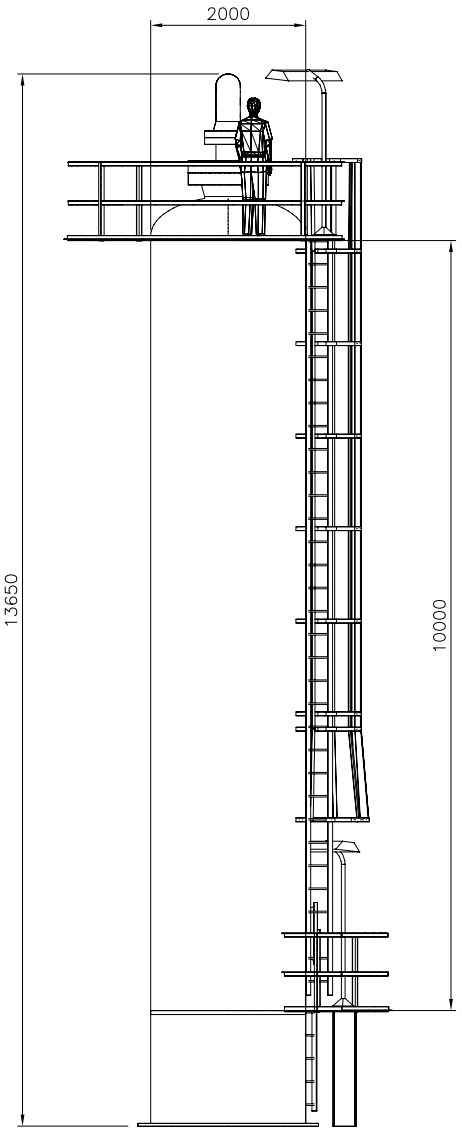
NOTES:

1. ALL DIMENSIONS ARE IN mm UNLESS NOTED OTHERWISE.
2. DRAWINGS ARE FOR CONCEPT/PLANNING PURPOSES ONLY.

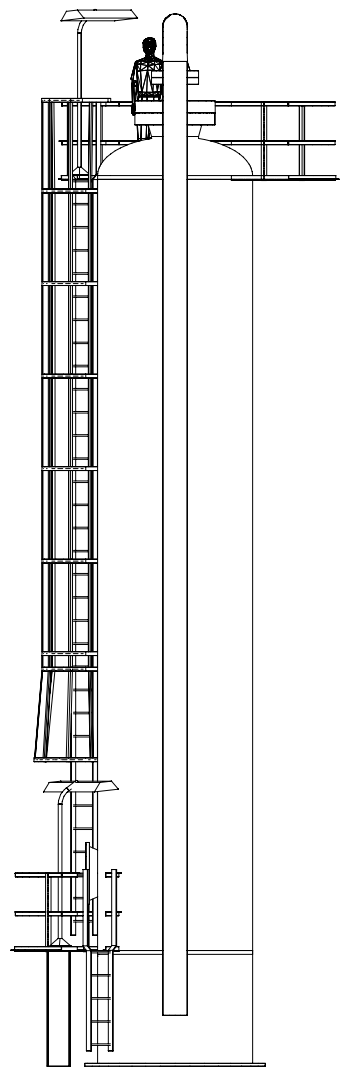
KEY:

 TWIN 58W FLUORESCENT LIGHT FITTINGS SUITABLE FOR ZONE 2. TO BE MOUNTED ON SIDES OF BUILDINGS.

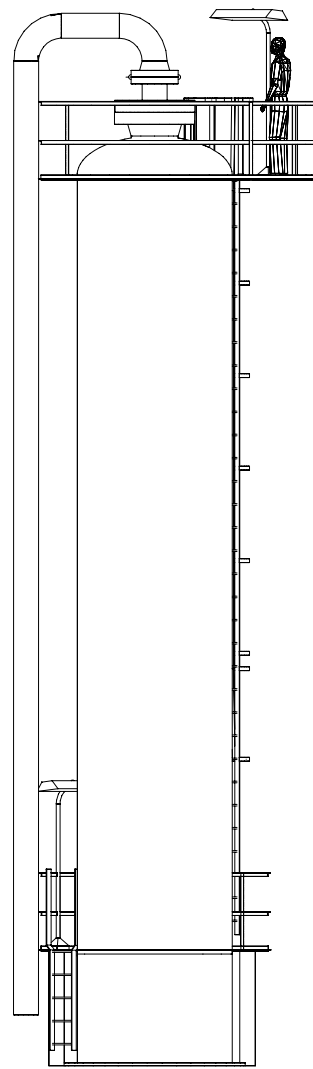
 TWIN 58W FLUORESCENT LIGHT FITTINGS SUITABLE FOR ZONE 2. TO BE MOUNTED ON A 2.2m POLE.



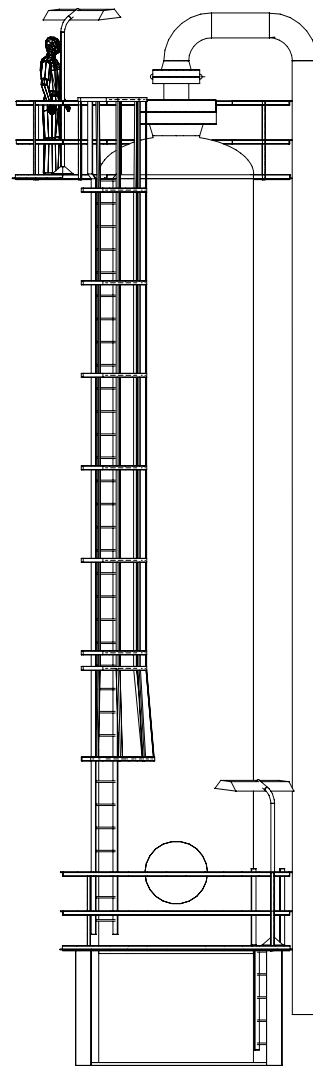
VIEW LOOKING NORTH
(SCALE 1:50)



VIEW LOOKING SOUTH
(SCALE 1:50)



VIEW LOOKING EAST
(SCALE 1:50)



VIEW LOOKING WEST
(SCALE 1:50)



REV.	DATE	DRN.	CHKD.	APPR.	CLIENT APPR.	DESCRIPTION
2	12/02/10	L.A.R.	N.R.	M.S.		REVISED FOR PLANNING APPLICATION
1	19/01/10	L.A.R.	N.R.	M.S.		ISSUED FOR CONCEPT DESIGN
0	07/01/10	B.S.	N.R.			ISSUED FOR IDC

Date	Signature	Title
07/01/10	B.SYKORA	
19/01/10	N.REID	
19/01/10	M.SPREADBURY	

MOORLAND ENERGY LTD.
RYEDALE GAS PROJECT
CONCEPT/PLANNING
DEGASSER GA

Drng. No.	18761937	Sheet 1 of 1
Scale	1:50	Rev. 2

Land & Marine Project Engineering Ltd.
CAD Reference 18761937 REV.2