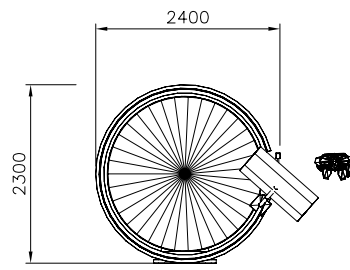
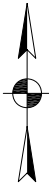
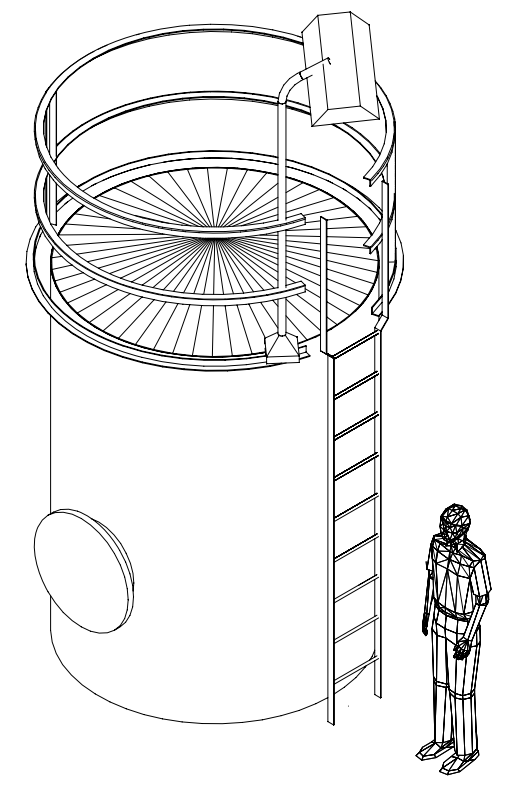


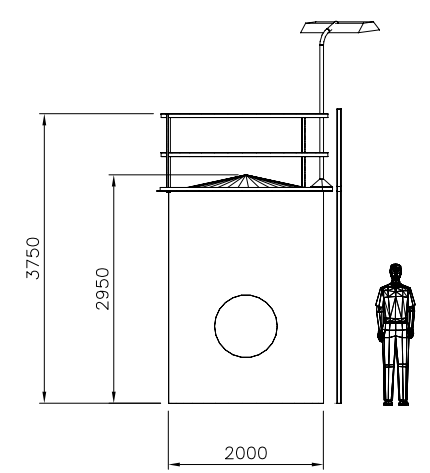
PLANT NORTH



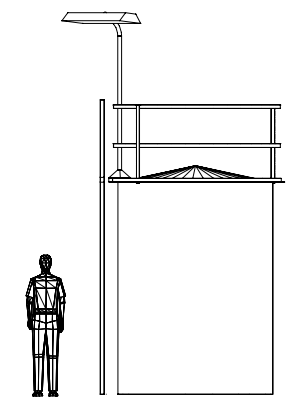
PLAN ELEVATION  
(SCALE 1:50)



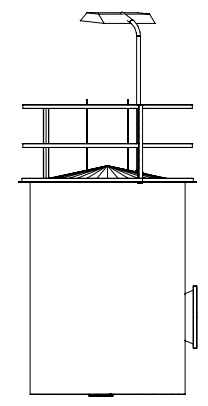
ISOMETRIC VIEW LOOKING NORTH-WEST



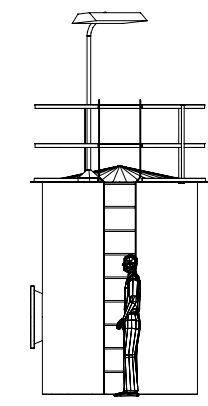
VIEW LOOKING NORTH  
(SCALE 1:50)



VIEW LOOKING SOUTH  
(SCALE 1:50)



VIEW LOOKING EAST  
(SCALE 1:50)



VIEW LOOKING WEST  
(SCALE 1:50)

NOTES:  
1. ALL DIMENSIONS ARE IN mm UNLESS NOTED OTHERWISE.  
2. DRAWINGS ARE FOR CONCEPT/PLANNING PURPOSES ONLY.

KEY:  
 TWIN 58W FLUORESCENT LIGHT FITTINGS SUITABLE FOR ZONE 2. TO BE MOUNTED ON SIDES OF BUILDINGS.  
 TWIN 58W FLUORESCENT LIGHT FITTINGS SUITABLE FOR ZONE 2. TO BE MOUNTED ON A 2.2m POLE.



REV.	DATE	DRN.	CHKD.	APPR.	CLIENT APPR.	DESCRIPTION
2	12/02/10	L.A.R.	N.R.	M.S.		REVISED FOR PLANNING APPLICATION
1	19/01/10	L.A.R.	N.R.	M.S.		ISSUED FOR CONCEPT DESIGN
0	07/01/10	B.S.	N.R.			ISSUED FOR IDC

Date	Signature	Title
07/01/10	B.SYKORA	
19/01/10	N.REID	
19/01/10	M.SPREADBURY	

MOORLAND ENERGY LTD.  
RYEDALE GAS PROJECT  
CONCEPT/PLANNING  
DIESEL STORAGE TANK GA

Drng. No. 18761939

Scale 1:50 @ Size A1

Sheet 1 of 1  
Rev. 2