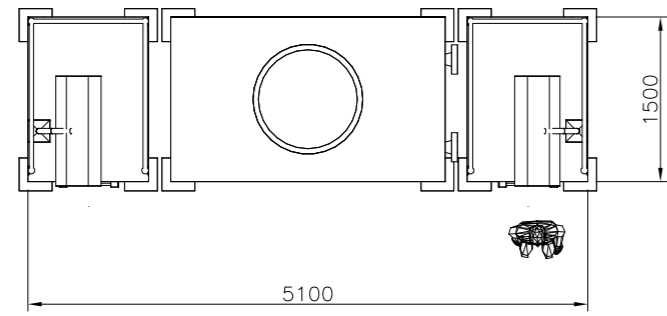
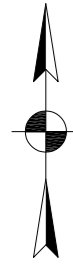
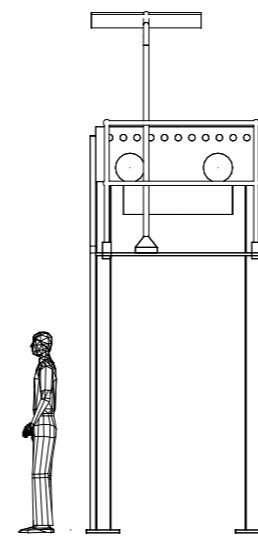


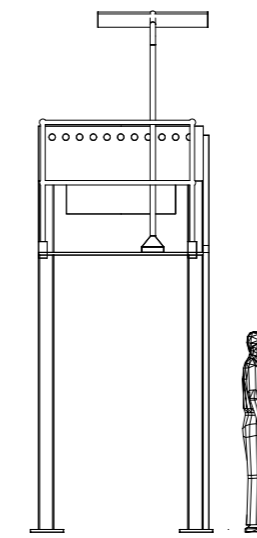
PLANT NORTH



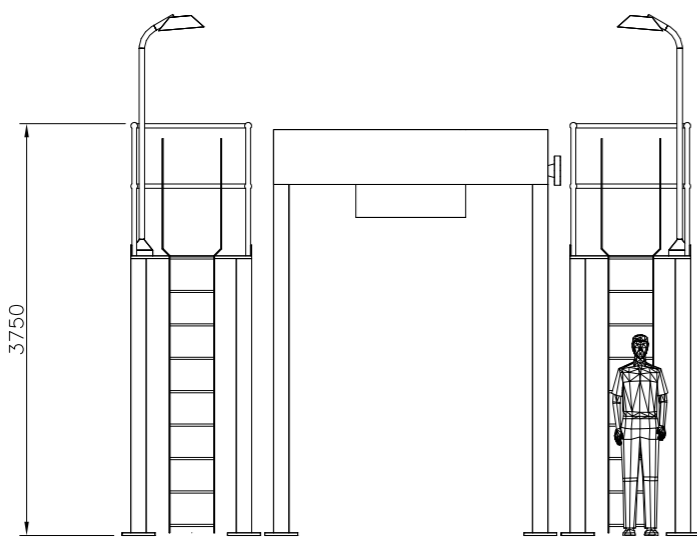
PLAN VIEW
(SCALE 1:50)



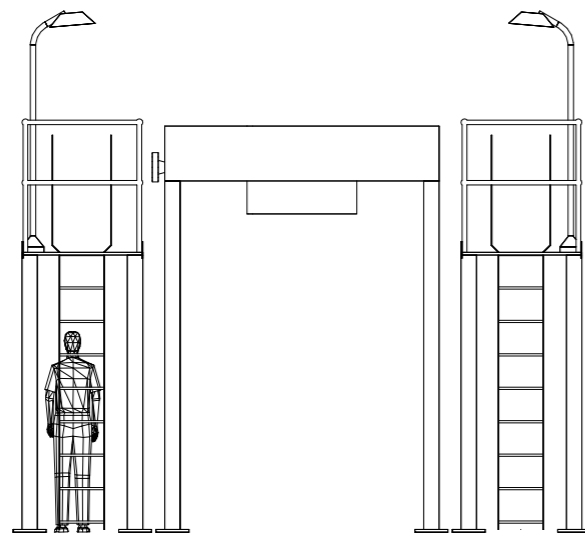
ELEVATION LOOKING EAST
(SCALE 1:50)



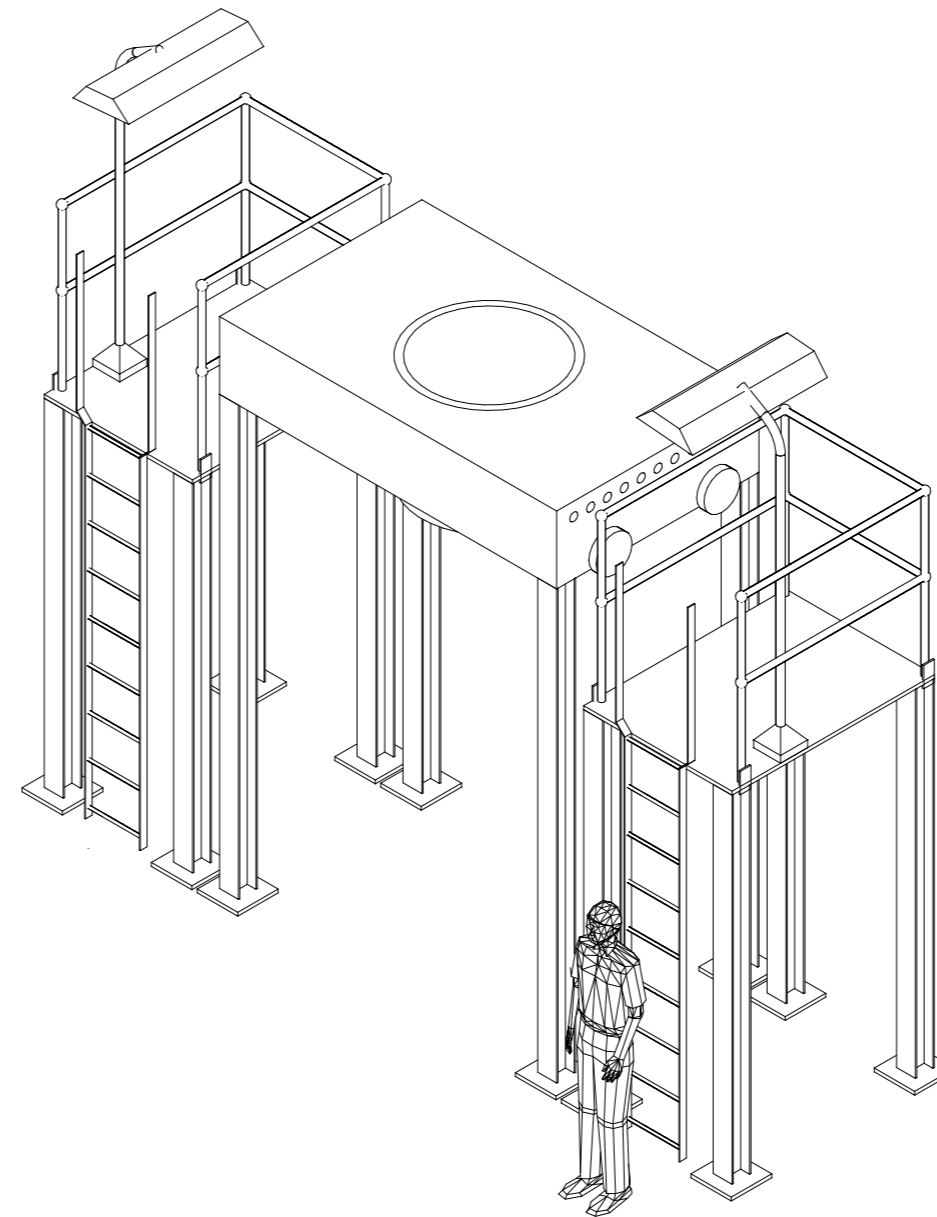
ELEVATION LOOKING WEST
(SCALE 1:50)



ELEVATION LOOKING NORTH
(SCALE 1:50)



ELEVATION LOOKING SOUTH
(SCALE 1:50)



ISOMETRIC VIEW LOOKING NORTH-WEST

NOTES:

1. ALL DIMENSIONS ARE IN mm UNLESS NOTED OTHERWISE.
2. DRAWINGS ARE FOR CONCEPT/PLANNING PURPOSES ONLY.

KEY:

TWIN 58W FLUORESCENT LIGHT FITTINGS SUITABLE FOR ZONE 2. TO BE MOUNTED ON SIDES OF BUILDINGS.

TWIN 58W FLUORESCENT LIGHT FITTINGS SUITABLE FOR ZONE 2. TO BE MOUNTED ON A 2.2m POLE.



Drn.	09/02/10	Signature	LAXTEN-RICE	Title	MOORLAND ENERGY LTD RYEDALE GAS PROJECT CONCEPT/PLANNING FLASH GAS AFTERCOOLER GA	1
Chkd.						Sheet 1 of 1
Appr.						Rev. 1
Client Appr.						
				Drg. No.	18761943	
Land & Marine Project Engineering Ltd.				Scale	1:50	© Size A1
CAD Reference 187619043						

REV.	DATE	DRN.	CHKD.	APPR.	CLIENT APPR.	DESCRIPTION
1	12/02/10	B.S.	N.R.	M.S.		ISSUED FOR PLANNING APPLICATION
0	09/02/10	L.A.R.	N.R.			ISSUED FOR IDC