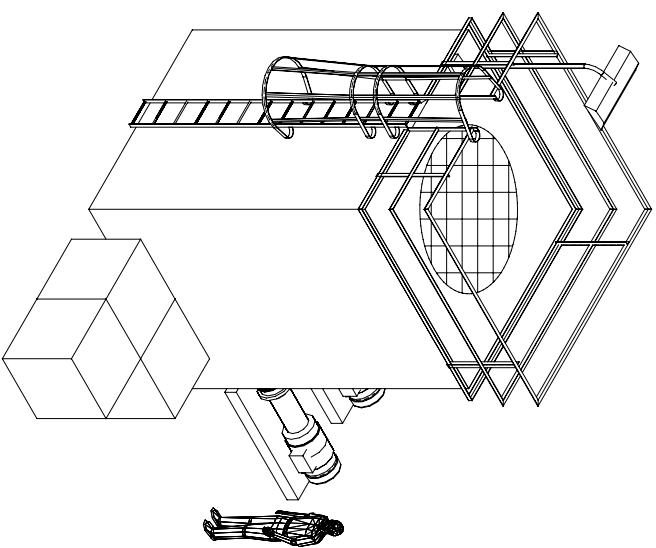
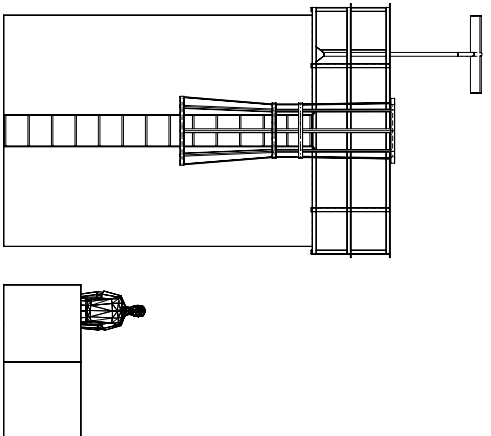


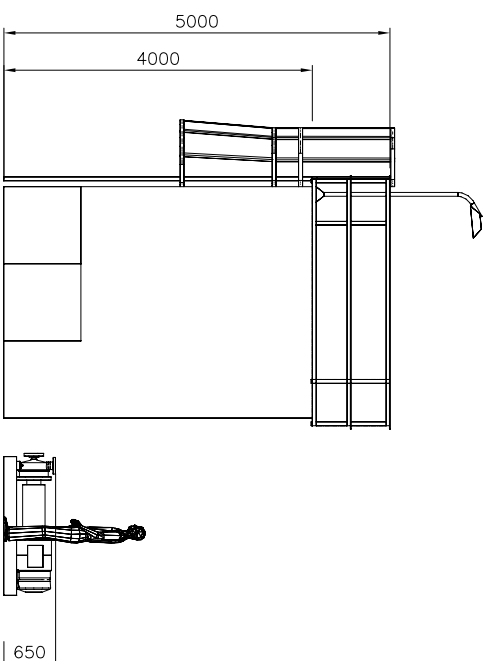
PLAN VIEW
(SCALE 1:50)



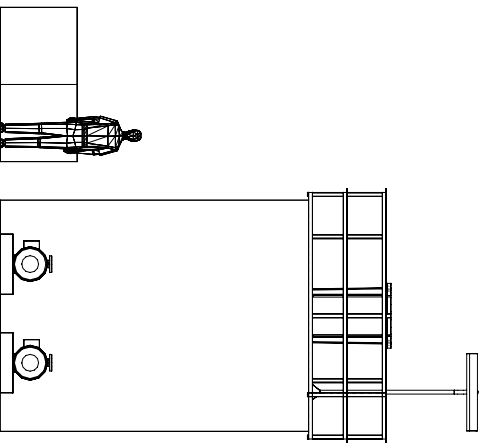
ISOMETRIC VIEW LOOKING NORTH-WEST



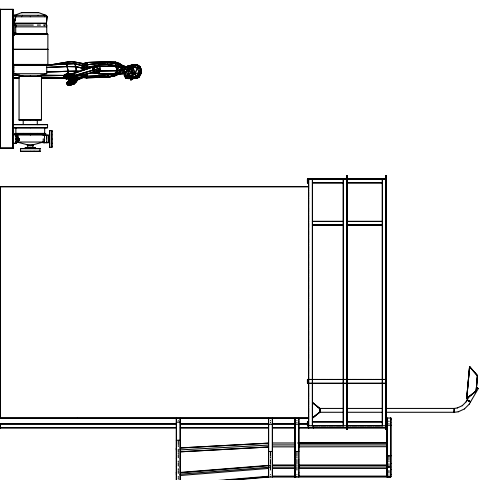
VIEW LOOKING NORTH
(SCALE 1:50)



VIEW LOOKING EAST
(SCALE 1:50)



VIEW LOOKING SOUTH
(SCALE 1:50)



VIEW LOOKING WEST
(SCALE 1:50)

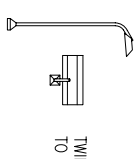
NOTES:

1. ALL DIMENSIONS ARE IN mm UNLESS NOTED OTHERWISE.
2. DRAWINGS ARE FOR CONCEPT/PLANNING PURPOSES ONLY.

KEY:

— TWIN 58W FLUORESCENT LIGHT FITTINGS SUITABLE FOR ZONE 2. TO BE MOUNTED ON SIDES OF BUILDINGS.

— TWIN 58W FLUORESCENT LIGHT FITTINGS SUITABLE FOR ZONE 2. TO BE MOUNTED ON A 2.2m POLE.



REV	DATE	DRN.	CHKD.	APPR.	CLIENT	DESCRIPTION
1	12/02/10	L.A.R.	N.R.	M.S.		ISSUED FOR PLANNING APPLICATION
0	11/02/10	L.A.R.	N.R.			ISSUED FOR IDC

Date	Signature	Title
11/02/10	LAXTEN-RICE	
12/02/10	N. REID	
12/02/10	MSPREDBURY	

MOORLAND ENERGY LTD.
RYEDALE GAS PROJECT
CONCEPT/PLANNING
COOLING WATER PACKAGE GA

Dwg. No. 18761944

Scale 1:50 @ Size A1

