



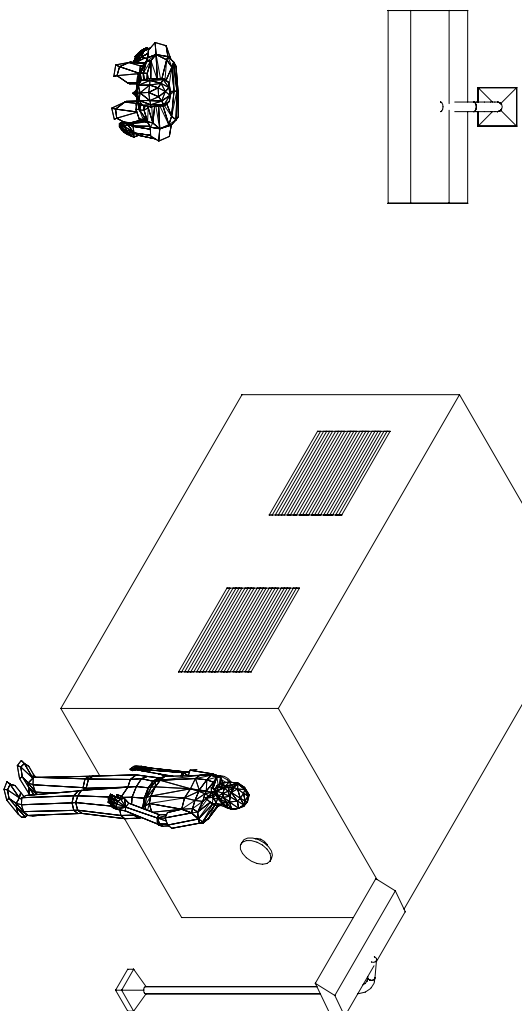
PLAN VIEW
(SCALE 1:20)



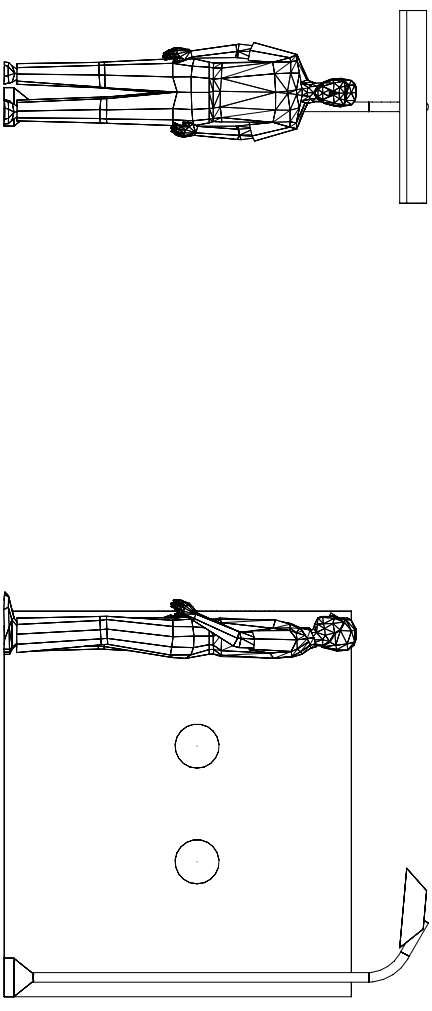
VIEW LOOKING NORTH
(SCALE 1:20)



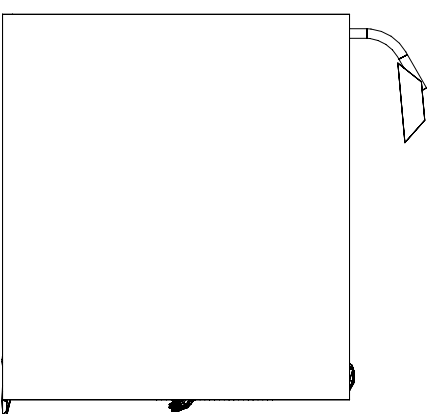
VIEW LOOKING SOUTH
(SCALE 1:20)



ISOMETRIC VIEW LOOKING NORTH-WEST



VIEW LOOKING EAST
(SCALE 1:20)




VIEW LOOKING WEST
(SCALE 1:20)

REV.	DATE	DRN.	CHKD.	APPR.	CLIENT APPR.	DESCRIPTION
1	12/02/10	L.A.R.	N.R.	M.S.		ISSUED FOR PLANNING APPLICATION
0	11/02/10	L.A.R.	N.R.			ISSUED FOR IDC

NOTES:

1. ALL DIMENSIONS ARE IN mm UNLESS NOTED OTHERWISE.
2. DRAWINGS ARE FOR CONCEPT/PLANNING PURPOSES ONLY.

KEY:

 TWIN 58W FLUORESCENT LIGHT FITTINGS SUITABLE FOR ZONE 2. TO BE MOUNTED ON SIDES OF BUILDINGS.

 TWIN 58W FLUORESCENT LIGHT FITTINGS SUITABLE FOR ZONE 2. TO BE MOUNTED ON A 2.2m POLE.



Date	Signature	Title
11/02/10	LAXTEN-RICE	
12/02/10	N. REID	
12/02/10	MSPREDDOBRNY	

MOORLAND ENERGY LTD.
RYDDALE GAS PROJECT
CONCEPT/PLANNING
REGEN VESSEL AIR BLOWER GA

Drg. No. 18761945

Scale 1:20 @ Size A1

CAD Reference 18761945

Sheet	1 of 1
Rev.	1