

- NOTES:**
1. REFER TO DRAWING No.18761970 FOR GENERAL NOTES AND LEGEND.
 2. LOCAL CONSTRUCTION LIGHTING TO BE TASK LIGHTING WHERE REQUIRED.
 3. FENCES NOT SHOWN FOR CLARITY.

REFERENCE DRAWINGS:

1. 18761970 GENERAL NOTES/GLOSSARY SHEET
2. 18761901-1 HURRELL LANE GAS FACILITY - PLOT PLAN



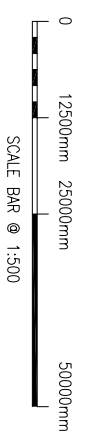
Date	Signature	Title
08/02/10	B.SYKORA	MOORLAND ENERGY LTD
12/02/10	N.REID	RYEDALE GAS PROJECT - CONCEPT/PLANNING
12/02/10	M.SPREDENBYR	HURRELL LANE GAS FACILITY
		PIPELINE CONSTRUCTION-ELEVATIONS-NO FENCE

Dm. 08/02/10 B.SYKORA
 Chkd. 12/02/10 N.REID
 Appr. 12/02/10 M.SPREDENBYR
 Client:

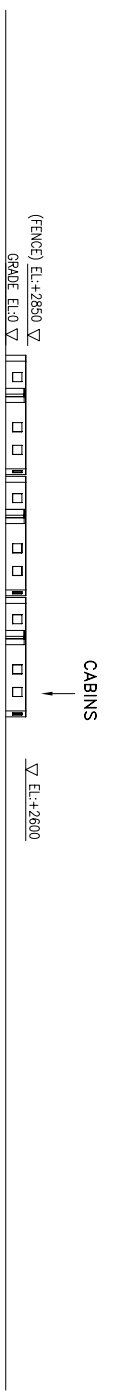
Protect
 Land & Marine Project Engineering Ltd.
 Dwg. No. 18761961-3
 CAD Reference 18761961

Rev.	1
------	---

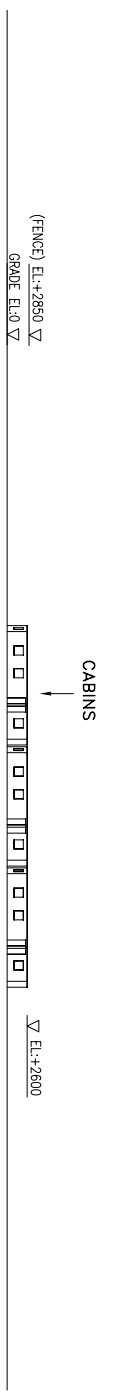
REV	DATE	DRN	CHKD	APPR	CLIENT	DESCRIPTION
1	12/02/10	L.A.R.	N.R.	M.S.	ISSUED FOR PLANNING APPLICATION	
0	08/02/10	B.S.	N.R.		ISSUED FOR IDC	



ELEVATION LOOKING WEST



ELEVATION LOOKING EAST



ELEVATION LOOKING SOUTH



ELEVATION LOOKING NORTH



H G F E D C B A

1 2 3 4 5 6