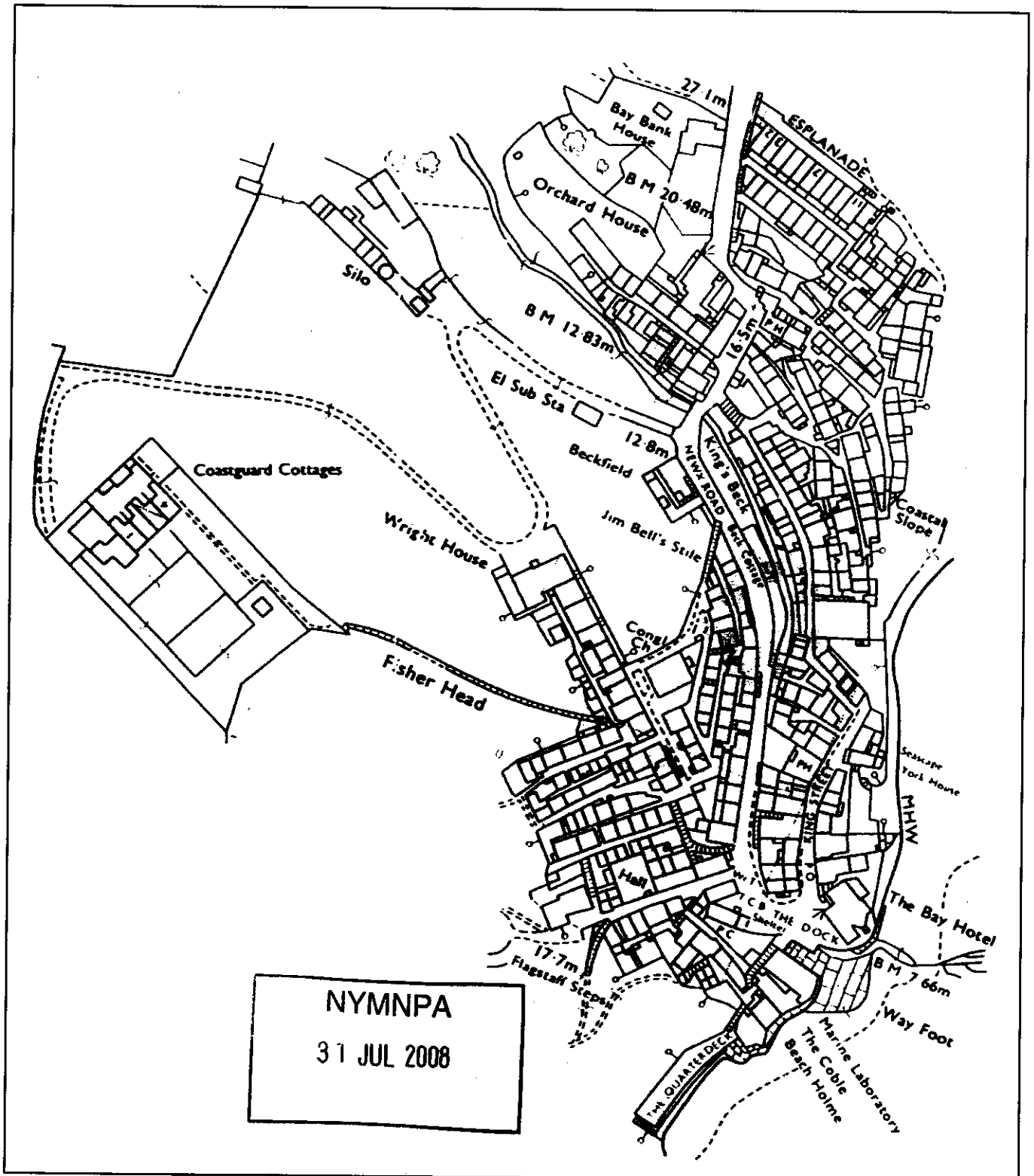


Appendix A - Location Plan - 1:2500 with house outlined in red





North York Moors National Park Authority
 The Old Vicarage
 Bondgate
 Hemsley
 York
 YO62 5BP

Telephone: 01439 770657
 Email: dc@northyorkmoors-npa.gov.uk
 Website: www.moors.uk.net

08/0593

ptl

Gnd Ref N2 95296, 049W
Householder Application for Planning Permission
for works or extension to a dwelling and listed building consent.
Town and Country Planning Act 1990

Publication of planning applications on council websites

Please note that with the exception of applicant contact details and Certificates of Ownership, the information provided on this application form and in supporting documents may be published on the council's website.

If you have provided any other information as part of your application which falls within the definition of personal data under the Data Protection Act which you do not wish to be published on the council's website, please contact the council's planning department.

Please complete using block capitals and black ink.
 It is important that you read the accompanying guidance notes as incorrect completion will delay the processing of your application.

1. Applicant Name and Address	2. Agent Name and Address
Title: <input type="text" value="MR"/> First name: <input type="text" value="CLIVE"/>	Title: <input type="text"/> First name: <input type="text"/>
Last name: <input type="text" value="CAREY"/>	Last name: <input type="text"/>
Company (optional): <input type="text"/>	Company (optional): <input type="text"/>
Unit: <input type="text"/> House number: <input type="text" value="30"/> House suffix: <input type="text"/>	Unit: <input type="text"/> House number: <input type="text"/> House suffix: <input type="text"/>
House name: <input type="text" value="1"/>	House name: <input type="text"/>
Address 1: <input type="text" value="ROSE TERRACE"/>	Address 1: <input type="text"/>
Address 2: <input type="text" value="HORSFORTH"/>	Address 2: <input type="text" value="NYMNPA"/>
Address 3: <input type="text"/>	Address 3: <input type="text" value="31 JUL 2008"/>
Town: <input type="text" value="LEEDS"/>	Town: <input type="text"/>
County: <input type="text" value="WEST YORKSHIRE"/>	County: <input type="text"/>
Country: <input type="text" value="ENGLAND"/>	Country: <input type="text"/>
Postcode: <input type="text" value="LS18 4QA"/>	Postcode: <input type="text"/>

3. Description of Proposed Works

Please describe the proposed works:

- RENOVATION OF EXISTING FLAT ROOF CORNER WINDOW TO INCLUDE REPLACEMENT OF THE SAME OR COMPARABLE PARTS. FLAT ROOF TO BE REPLACED WITH SLOPED TILED ROOF TO EXTEND TO THE ROOF PITCH OR BELOW
- INSTALLATION OF VELUX/SKYLIGHT IN ROOF SPACE

3. Description of Proposed Works (continued)

Has the work already been started without planning permission?

Yes No

If Yes, please state when the works were started (DD/MM/YYYY):

(date must be pre-application submission)

Has the work already been completed without planning permission?

Yes No

If Yes, please state when the works were completed (DD/MM/YYYY):

(date must be pre-application submission)

4. Site Address Details

Please provide the full postal address of the application site.

Unit: House number: House suffix:

House name: **BURTON HOUSE**

Address 1: **CHAPEL STREET**

Address 2: **ROBIN WOODS BAY**

Address 3:

Town: **WHITBY**

County: **NORTH YORKSHIRE**

Postcode (optional): **YO22 4SQ**

Description of location or a grid reference. (must be completed if postcode is not known):

Easting: Northing:

Description:

5. Pre-application Advice

Has assistance or prior advice been sought from the local authority about this application?

Yes No

If Yes, please complete the following information about the advice you were given. (This will help the authority to deal with this application more efficiently).

Please tick if the full contact details are not known, and then complete as much as possible:

Officer name:

Reference:

Date (DD/MM/YYYY): (must be pre-application submission)

Details of pre-application advice received?

6. Pedestrian and Vehicle Access, Roads and Rights of Way

Is a new or altered vehicle access proposed to or from the public highway? Yes No

Is a new or altered pedestrian access proposed to or from the public highway? Yes No

Do the proposals require any diversions, extinguishments and/or creation of public rights of way? Yes No

If Yes to any questions, please show details on your plans or drawings and state the reference number(s) of the plan(s)/drawing(s)

7. Trees and Hedges

Are there any trees or hedges on your own property or on adjoining properties which are within falling distance of your boundary? Yes No

If Yes, please mark their position on a scaled plan and state the reference number of any plan(s)/drawing(s):

Will any trees or hedges need to be removed or pruned in order to carry out your proposal? Yes No

If Yes, please show on your plans, indicating the scale, which trees by giving them numbers e.g. T1, T2 etc and state the reference number of the plan(s)/drawing(s) and indicate the scale:

8. Materials

Please provide a description of existing and proposed materials and finishes to be used in the building (demolition excluded):

	Existing (where applicable)	Proposed	Not applicable	Don't Know
External walls			<input checked="" type="checkbox"/>	<input type="checkbox"/>
Roof covering	FLAT ROOF DORMER	SLOPED ROOF DORMER SKYLIGHT/VELUX	<input type="checkbox"/>	<input type="checkbox"/>
Chimney			<input checked="" type="checkbox"/>	<input type="checkbox"/>
Windows		SEE ROOF	<input checked="" type="checkbox"/>	<input type="checkbox"/>
External doors			<input checked="" type="checkbox"/>	<input type="checkbox"/>
Ceilings			<input checked="" type="checkbox"/>	<input type="checkbox"/>
Internal walls			<input checked="" type="checkbox"/>	<input type="checkbox"/>
Floors			<input checked="" type="checkbox"/>	<input type="checkbox"/>
Internal doors			<input checked="" type="checkbox"/>	<input type="checkbox"/>
Rainwater goods			<input checked="" type="checkbox"/>	<input type="checkbox"/>
Boundary treatments (e.g. fences, walls)			<input checked="" type="checkbox"/>	<input type="checkbox"/>
Vehicle access and hard standing			<input checked="" type="checkbox"/>	<input type="checkbox"/>
Lighting			<input checked="" type="checkbox"/>	<input type="checkbox"/>
Others (add description)			<input checked="" type="checkbox"/>	<input type="checkbox"/>

NYMNPA
31 JUL 2008

Are you supplying additional information on submitted drawings or plans? Yes No

If Yes, please state plan(s)/drawing(s) references:

* APPENDIX A, B, C ATTACHED.
APPENDIX F PARTS

9. Demolition

Does the proposal include the partial or total demolition of a listed building? Yes No

If Yes, which of the following does the proposal involve?

a) Total demolition of the listed building: Yes No

b) Demolition of a building within the curtilage of the listed building: Yes No

c) Demolition of a part of the listed building: Yes No

If the answer to c) is Yes:

i) What is the total volume of the listed building?(cubic metres)	
ii) What is the volume of the part to be demolished?(cubic metres)	
iii) What was the (approximate) date of the erection of the part to be removed? (MM/YYYY) (date must be pre-application submission)	

Please provide a brief description of the building or part of the building you are proposing to demolish:

Why is it necessary to demolish or extend (as applicable) all or part of the building(s) and or structure(s)?

10. Listed Building Alterations

Do the proposed works include alterations to a listed building? Yes No

If Yes, do the proposed works include: (you must answer each of the questions)

a) Works to the interior of the building? Yes No

b) Works to the exterior of the building? Yes No

c) Works to any structure or object fixed to the property (or buildings within its curtilage) internally or externally? Yes No

d) Stripping out of any internal wall, ceiling or floor finishes (e.g. plaster, floorboards)? Yes No

If the answer to any of these questions is Yes, please provide plans, drawings, photographs sufficient to identify the location, extent and character of the items to be removed, and the proposal for their replacement, including any new means of structural support and state references for the plan(s)/drawing(s):

* APPENDIX B, C, E ATTACHED

11. Listed Building Grading

Please state the grading (if known) of the building in the list of Buildings of Special Architectural or Historic interest? (Note: only one box must be ticked)

Grade I Ecclesiastical Grade I

Grade II Ecclesiastical Grade II

Grade II* Ecclesiastical Grade II*

Don't know

12. Immunity From Listing

Has a Certificate of Immunity from Listing been sought in respect of this building?

Yes No Don't know

If Yes, please provide the result of the application:

NYMNP A

31 JUL 2008

13. Parking

Will the proposed works affect existing car parking arrangements? Yes No

If Yes, please describe:

14. Council Employee / Member

Is the applicant or agent related to any member of staff or elected member of the Council? Yes No

If Yes, please provide details:

15. Certificates

One certificate A, B, C, or D must be completed, together with the Agricultural Holdings Certificate with this application form
CERTIFICATE OF OWNERSHIP - CERTIFICATE A

Certificate under Article 7 of the Town and Country Planning (General Development Procedure) Order 1995 & Regulation 6 of the Planning (Listed Buildings and Conservation Areas) Regulations 1990

I certify/The applicant certifies that on the day 21 days before the date of this application nobody except myself/ the applicant was the owner (*owner is a person with a freehold interest or leasehold interest with at least 7 years left to run*) of any part of the land or building to which the application relates.

Signed - Applicant: Or signed - Agent: Date (DD/MM/YYYY):

CERTIFICATE OF OWNERSHIP - CERTIFICATE B

Certificate under Article 7 of the Town and Country Planning (General Development Procedure) Order 1995 & Regulation 6 of the Planning (Listed Buildings and Conservation Areas) Regulations 1990

I certify/ The applicant certifies that I have/the applicant has given the requisite notice to everyone else (as listed below) who, on the day 21 days before the date of this application, was the owner (*owner is a person with a freehold interest or leasehold interest with at least 7 years left to run*) of any part of the land or building to which this application relates.

Name of Owner	Address	Date Notice Served

Signed - Applicant: Or signed - Agent: Date (DD/MM/YYYY):

CERTIFICATE OF OWNERSHIP - CERTIFICATE C

Certificate under Article 7 of the Town and Country Planning (General Development Procedure) Order 1995 & Regulation 6 of the Planning (Listed Buildings and Conservation Areas) Regulations 1990

I certify/ The applicant certifies that:

- Neither Certificate A or B can be issued for this application
- All reasonable steps have been taken to find out the names and addresses of the other owners (*owner is a person with a freehold interest or leasehold interest with at least 7 years left to run*) of the land or building, or of a part of it, but I have/ the applicant has been unable to do so.

The steps taken were:

Name of Owner	Address	Date Notice Served

NYMNPA
 31 JUL 2008

Notice of the application has been published in the following newspaper (circulating in the area where the land is situated):

On the following date (which must not be earlier than 21 days before the date of the application):

Signed - Applicant: Or signed - Agent: Date (DD/MM/YYYY):

15. Certificates continued

CERTIFICATE OF OWNERSHIP - CERTIFICATE D

Certificate under Article 7 of the Town and Country Planning (General Development Procedure) Order 1995 & Regulation 6 of the Planning (Listed Buildings and Conservation Areas) Regulations 1990

I certify/ The applicant certifies that:

- Certificate A cannot be issued for this application
- All reasonable steps have been taken to find out the names and addresses of everyone else who, on the day 21 days before the date of this application, was the owner (*owner is a person with a freehold interest or leasehold interest with at least 7 years left to run*) of any part of the land to which this application relates, but I have/ the applicant has been unable to do so.

The steps taken were:

Notice of the application has been published in the following newspaper (circulating in the area where the land is situated):

On the following date (which must not be earlier than 21 days before the date of the application):

Signed - Applicant:

Or signed - Agent:

Date (DD/MM/YYYY):

AGRICULTURAL HOLDINGS CERTIFICATE

Town and Country Planning (General Development Procedure) Order 1995 Certificate under Article 7

Agricultural Land Declaration - You Must Complete Either A or B

(A) None of the land to which the application relates is, or is part of, an agricultural holding.

Signed - Applicant:

Or signed - Agent:

Date (DD/MM/YYYY):

29/07/08

I have/ the applicant has given the requisite notice to every person other than myself/ the applicant who, on the day 21 days before the date of this application, was a tenant of an agricultural holding on all or part of the land to which this application relates, as listed below:

Name of Tenant	Address	Date Notice Served
	NYMNPA	
	31 JUL 2008	

Signed - Applicant:

Or signed - Agent:

Date (DD/MM/YYYY):

16. Planning Application Requirements Checklist

Please read the following checklist to make sure you have sent all the information in support of your proposal. Failure to submit all information required will result in your application being deemed invalid. It will not be considered valid until all information required by the Local Planning Authority has been submitted.

- | | | |
|--|--|--|
| 3 copies of a completed and dated application form: <input checked="" type="checkbox"/> | 3 copies of a design and access statement where proposed works fall within one of the following designated areas: <input checked="" type="checkbox"/> <ul style="list-style-type: none"> • National Park • Site of special scientific interest • Conservation area • Area of outstanding natural beauty • World Heritage Site • The Broads | The correct fee: <input checked="" type="checkbox"/> |
| 3 copies of a plan which identifies the land to which the application relates drawn to an identified scale and showing the direction of North: <input checked="" type="checkbox"/> | | 3 copies of the completed, dated Article 7 Certificate (Agricultural Holdings): <input checked="" type="checkbox"/> |
| 3 copies of other plans and drawings or information necessary to describe the subject of the application: <input checked="" type="checkbox"/> | | 3 copies of the completed, dated Ownership Certificate (A, B, C or D - as applicable): <input checked="" type="checkbox"/> |

17. Declaration

I/we hereby apply for planning permission/consent as described in this form and the accompanying plans/drawings and additional information.

Signed:

Or signed - Agent:

Date (DD/MM/YYYY):

29/07/08

(date cannot be pre-application)

18. Applicant Contact Details

Telephone numbers

Country code: National number: Extension number:

Country code: Mobile number (optional):

Country code: Fax number (optional):

Email address (optional):

19. Agent Contact Details

Telephone numbers

Country code: National number: Extension number:

Country code: Mobile number (optional):

Country code: Fax number (optional):

Email address (optional):

20. Site Visit

Can the site be seen from a public road, public footpath, bridleway or other public land? Yes No

If the planning authority needs to make an appointment to carry out a site visit, whom should they contact? (Please select only one)

Agent Applicant Other (if different from the agent/applicant's details)

If Other has been selected, please provide:

Contact name: Telephone number:

Email address:

NYMNP
31 JUL 2008

Appendix D – Design and Access Statement

A) Dormer Window to the front of the property

The dormer window is rotten in parts and the flat roof is approaching the end of its life. The dormer is being replaced like with like in all respects with the exception and addition of a sloped tiled roof (specifications in appendix F) that will run from the edge of the dormer to the pitch of the roof. I believe that this will be in keeping with the surrounding properties and be an improvement to the Robin Hoods Bay skyline

b) Skylight\Velux to the rear of the property

The Skylight\Velux will provide the following improvements

- a) Creation of a fire escape from the attic bedroom to the raised land at the rear of the property (an internal escape ladder will be installed)
- b) Creation of additional ventilation in what is a very humid and damp part of the house
- c) Creation of an additional light source within the attic bedroom


As the rear elevation photo in appendix B shows the existence of velux\skylights and dormer windows are prevalent at the rear of the surrounding properties and I believe the proposed type and dimensions of the proposed window is in context with these surroundings.

Specification of the proposed window is described in appendix E

NB The height and position of the skylight is suites the internal layout of the beams within the roof space. The model chosen allows for ventilation even when the window is shut.



General comments

I have owned the property for nearly two years and am acutely aware of its position, history and its status. I have spent a significant amount of money to date preserving the timbers, internal decoration and structure of the property where the Victorian interior remains largely intact and will remain so.



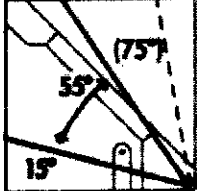
Appendix E – Manufacturers Specification leaflet for Skylight\Velux window

Velux window specifications – NB the proposed model is the 78x98 M04








GHL pine finish

- Perfectly suited to shallower pitched roofs.
- Powerful yet gentle springs make it easy to open.
- Opens to three set positions: 5°, 15° and 30°.
- Bottom handle for convenient opening.
- Top control bar allows background ventilation even with window securely closed.
- Rotates 180° for easy cleaning of outer pane.
- Pine with triple coat finish.
- 10 year VELUX guarantee.
- Clear and clean coating now standard on 3073 variant. Keeps windows cleaner for longer.



• For roof pitches from 55-75°, please specify special springs when ordering.

External frame size (nominal w x h) cm

 55 x 98
  66 x 118
  78 x 98
  78 x 118
  78 x 140
  114 x 118
  134 x 98

NYMNPA
31 JUL 2008

Appendix F - Contractor specification of parts for Dormer window

P.M.STRAW (BUILDERS) LTD.
Ashford, Fylingthorpe, Whitby
N.Yorks. YO22 4TZ Tel. (01947) 880618

MR CLIVE CAREY,
 30 ROSE TERRACE,
 HORSFORTH,
 LEEDS,
 WEST YORKSHIRE,
 LS18 4QA.

2558

13/06/08

ESTIMATE:- FOR PROPOSED WORKS TO BE CARRIED OUT AT BURTON
 HOUSE, CHAPEL STREET, ROBIN HOODS BAY, AS
 REQUESTED, INCLUDING:-

1) ERECT AND STRIP INDEPENDENT TUBULAR SCAFFOLD TO
 FRONT ELEVATION AND TO CHIMNEY STACK TO PROVIDE SAFE
 WORKING ACCESS FOR ROOF REPAIRS AND WORKS TO STACK AND
 FLUES, ALL AS PER H.A.S.A.W. REGULATIONS.

2) RE-BUILD DORMER WINDOW
 DEMOLISH AND DISPOSE OF EXISTING FRONT DORMER WINDOW,
 ROOF AND CHEEKS.
 STRIP OFF PANTILES AND CLAY RIDGE TILES AND EXPOSE EXISTING
 ROOF TIMBERS.
 CONSTRUCT NEW DORMER WINDOW FROM 1600 * 900 HIGH SOFT
 WOOD DOUBLE GLAZED WINDOW TO EXISTING DESIGN, BUT TO
 INCORPORATE TRICKLE VENT AND EASY CLEAN HINGES.
 CHEEKS TO BE 100 * 50 SOFT WOOD FRAMING CLAD EXTERNALLY
 WITH CODE 5 LEAD SHEET ON 18mm WEYROC SHEETING WITH KING-
 SPAN INSULATION BOARD TO VOIDS.
 INSTALL CODE 4 LEAD FLASHINGS TO FRONT AND DORMER SIDES
 LAPPED ONTO TILES.

ROOF TO BE SANDTOFT NATURAL CLAY ON 50 * 25 TANALISED
 LATHS ON MONOPERM BREATHER FELT ON 125 * 50 ROOF SPARS,
 RUNNING FROM RIDGE TO TOP OF WINDOW.
 ALLOW FOR INSTALLING MONOFLEX EAVES GUARDS LAPPED INTO
 NEW GUTTERS.

CEILING JOISTS TO BE 100 * 50 TIMBERS AND DORMER ROOF VOID
 TO BE FILLED WITH 150mm COSY WRAP FIBREGLASS INSTLATION
 QUILT.

ALLOW FOR ALL LEFT HAND VERGE TILES AND BEDDING AND
 POINTING AT EAVES AND VERGES.
 ALLOW FOR REBEDDING AND POINTING CLAY RIDGE TILES.

RAIN WATER GOODS TO CONSIST OF HALF ROUND P.V.C. GUTTERS
 ON FASCIA BRACKETS TO DISCHARGE ONTO ROOF VIA 67mm FALL
 PIPE, INCLUDING ALL BRACKETS, BENDS AND SHOE.

<p>NYMNPA</p> <p>31 JUL 2008</p>
