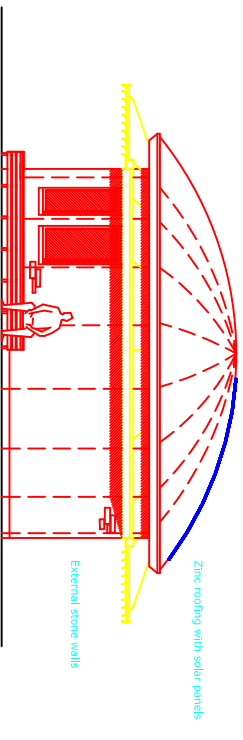



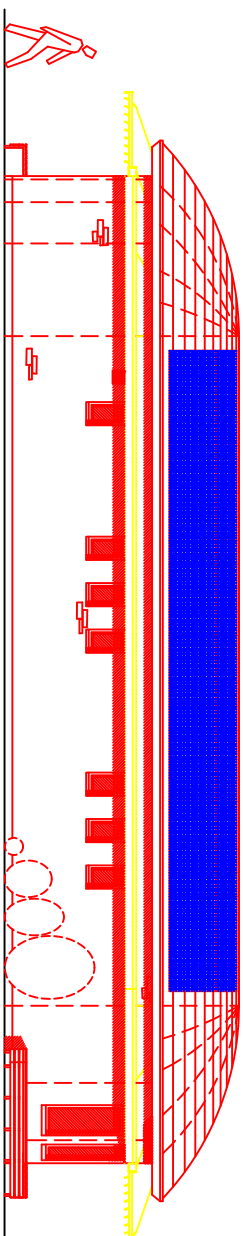
Proposed SIDE elevation



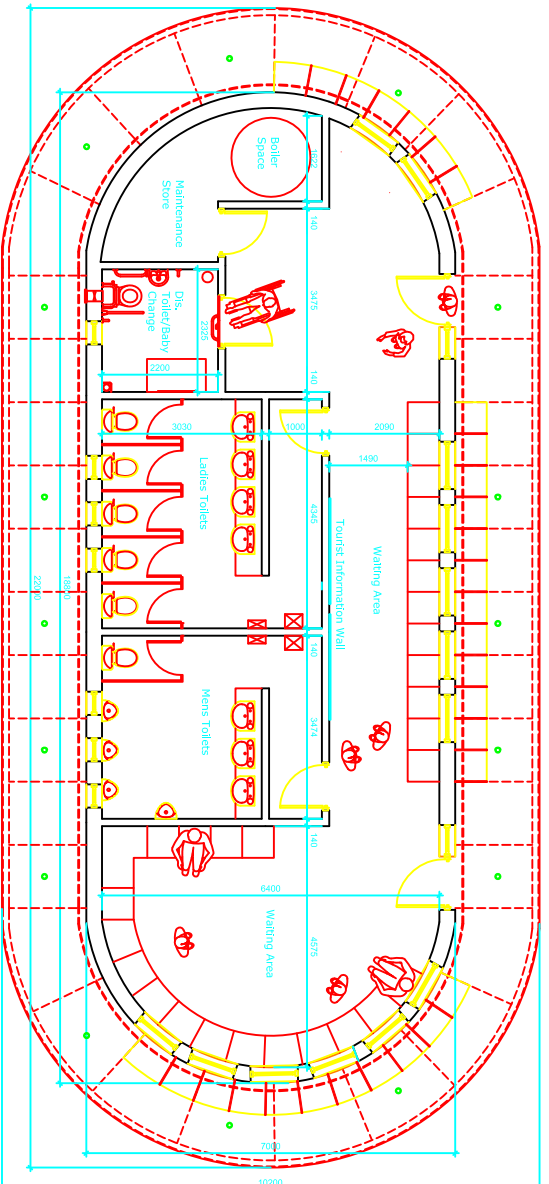
Proposed SIDE elevation



Proposed FRONT elevation



Proposed REAR elevation



Proposed PLAN

<p>ARCHITECT MDC GROUP 3 WYVERN ROAD CHERRY HILL, NEW SOUTH WALES 2178 TEL: (02) 9233 4411 FAX: (02) 9233 4411 WWW.MDCGROUP.COM.AU</p>		<p>CLIENT NCC - WHITBY PARK & RIDE SCHEME</p>	
<p>PROPOSED PLAN & ELEVATIONS</p>		<p>DATE 10/08/2011</p>	
<p>PROJECT NO. C08.008 (001)</p>		<p>SCALE 1:100</p>	
<p>DESIGNER MDC GROUP</p>		<p>CLIENT NCC - WHITBY</p>	
<p>DATE 10/08/2011</p>		<p>SCALE 1:100</p>	