

11/11/2011 / 07 94 / LB

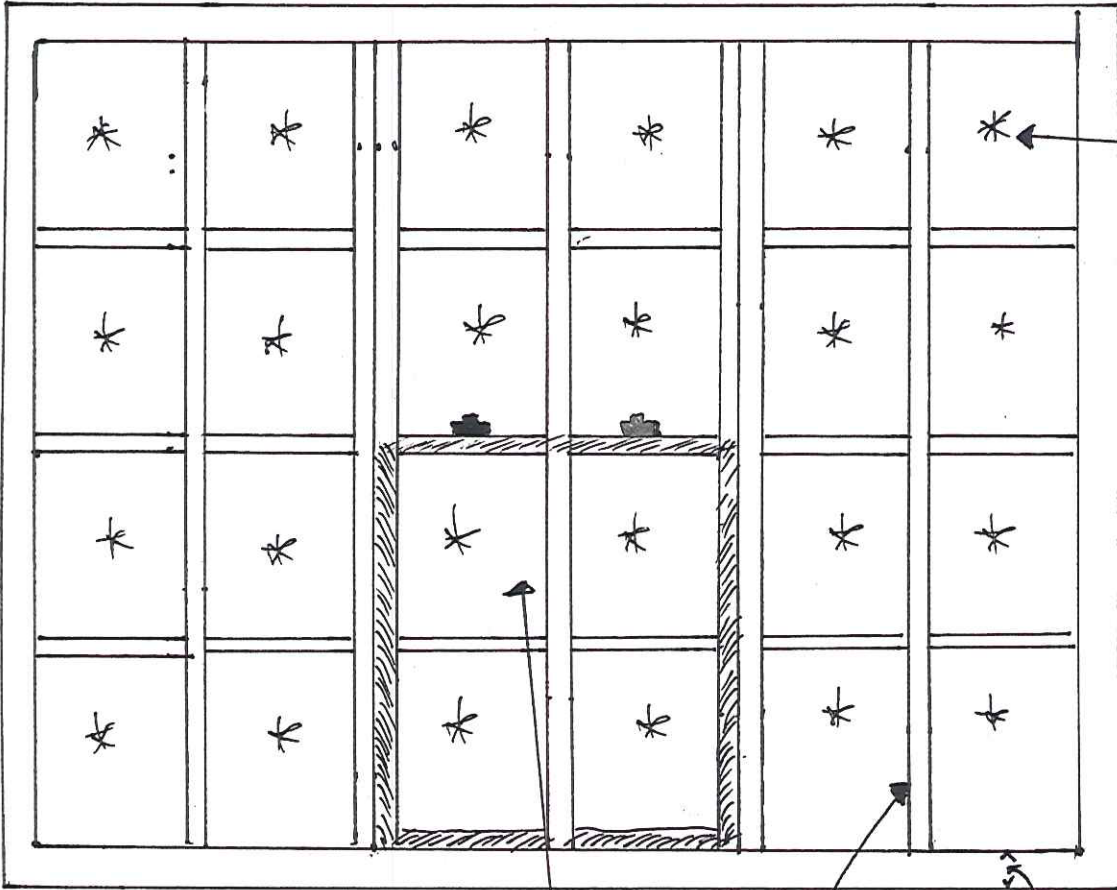
PLANNING
CONSENT
DRAWING

ANNEXE IN CHAPEL STREET (ANNEXED LEGALLY TO THE HAVEN, KING ST. R.H. BAY YO22 4SH)
- ALSO KNOWN AS "WASH ROOM"

GORDON WEARMOUTH
(HOME)
31, NORLINGTON CLOSE
ORLINGBURY
KETERING
NN14 1FD

NYMMPA
28 NOV 2011

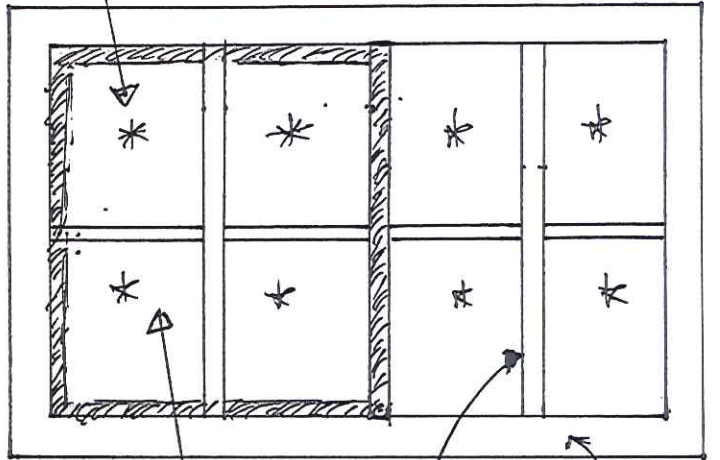
←----- 147 CMS -----→



118
CMS

* DOUBLE GLAZE
IN 'CROWN TYPE CONSERVATION' GLASS
APPROX 14MM WIDTH.

←----- 92 CMS -----→



60
CMS

DRAWING SCALE 1:10
10
CMS

SLIDING VERTICAL
SASH WINDOW
ALSO KNOWN AS A
'WHITBY COMPOSITE'

2.5CM
WIDE
5CM
X 8CM
PINE
FRAME

SLIDING HORIZONTAL
SASH WINDOW
"YORKSHIRE SASH"

2.5CM
WIDE
5CM
X 8CM
PINE
FRAME

VERSION: 11/11/2011

(VIEW FROM NEW ROAD)

Haven 'WASH HOUSE'




CHAPEL ST.

R. H. BAY

G. WEARMOUTH

CAROL
WINDOW

SMALL WINDOW



NMNH
28 NOV 2011