

## **APPENDIX 11.1**

### **TRAFFIC COUNT DATA**



Job Number 8859  
 Client R Elliot Associates Ltd  
 Project Ebberston - ATC Survey Report  
 Location North of A1170  
 Site No. 1  
 Road Ebberston Lane  
 Start Date 30-Apr-13  
 Direction Northbound

### Volume Summary

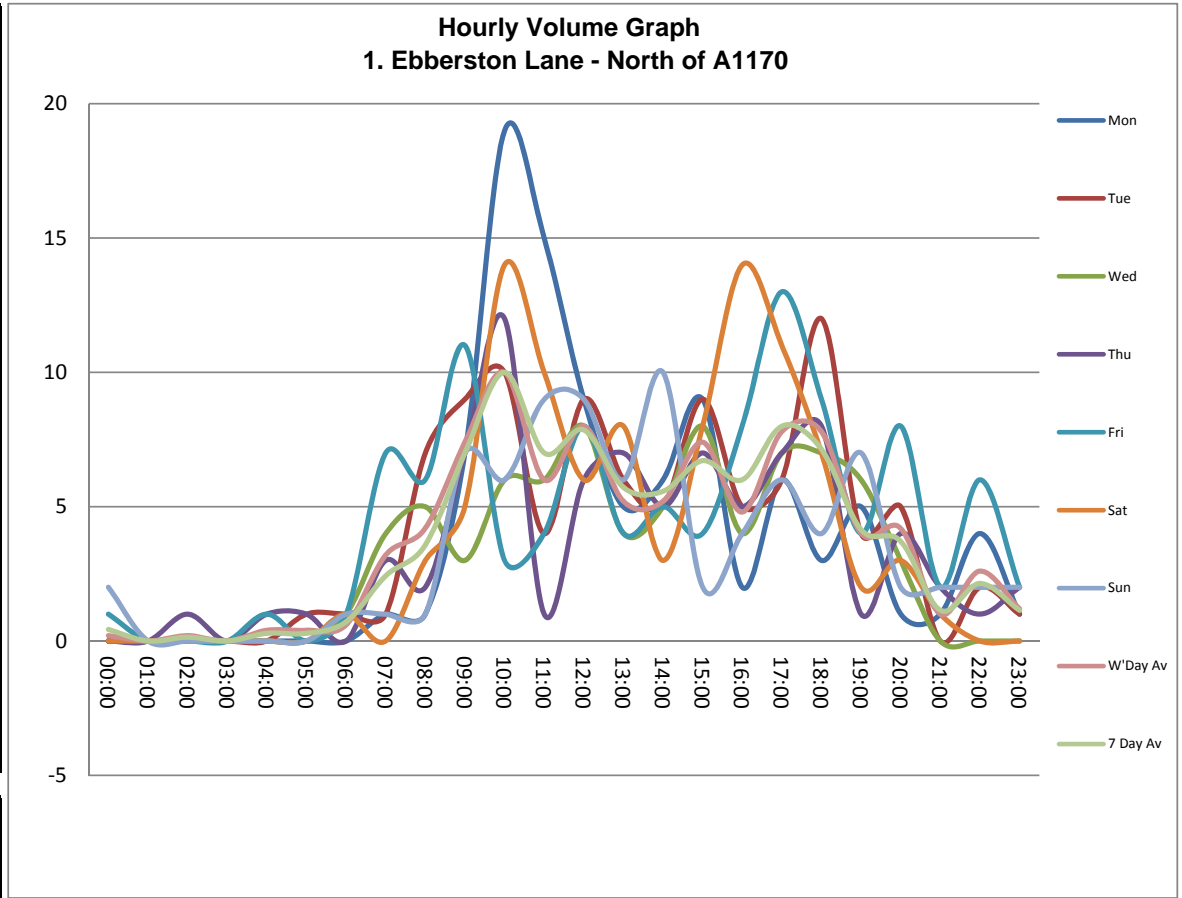
Average Weekday 92  
 7 Day Average 91

1. Ebberston Lane - North of A1170

Northbound

Time	Day of Week							Ave W'day	7 Day Ave
	Mon 06-May	Tue 30-Apr	Wed 01-May	Thu 02-May	Fri 03-May	Sat 04-May	Sun 05-May		
AM Peak	19	10	6	12	11	14	9		
PM Peak	9	12	8	8	13	14	10		
00:00	0	0	0	0	1	0	2	0	0
01:00	0	0	0	0	0	0	0	0	0
02:00	0	0	0	0	0	0	0	0	0
03:00	0	0	0	0	0	0	0	0	0
04:00	0	0	0	1	1	0	0	0	0
05:00	0	1	0	1	0	0	0	0	0
06:00	0	1	1	0	1	1	1	1	1
07:00	1	1	4	3	7	0	1	3	2
08:00	1	7	5	2	6	3	1	4	4
09:00	7	9	3	7	11	5	7	7	7
10:00	19	10	6	12	3	14	6	10	10
11:00	15	4	6	1	4	10	9	6	7
12:00	9	9	8	6	8	6	9	8	8
13:00	5	6	4	7	4	8	6	5	6
14:00	6	5	5	5	5	3	10	5	6
15:00	9	9	8	7	4	8	2	7	7
16:00	2	5	4	5	8	14	4	5	6
17:00	6	6	7	7	13	11	6	8	8
18:00	3	12	7	8	9	7	4	8	7
19:00	5	4	6	1	4	2	7	4	4
20:00	1	5	3	4	8	3	2	4	4
21:00	1	0	0	2	2	1	2	1	1
22:00	4	2	0	1	6	0	2	3	2
23:00	1	1	0	2	2	0	2	1	1
<b>Total</b>	<b>95</b>	<b>97</b>	<b>77</b>	<b>83</b>	<b>107</b>	<b>96</b>	<b>83</b>	<b>92</b>	<b>91</b>

0700-1900	83	83	67	70	82	89	65	77	77
0600-2200	90	93	77	77	97	96	77	87	87
0600-2400	95	96	77	80	105	96	81	91	90
0000-2400	95	97	77	83	107	96	83	92	91





Job Number 8859  
 Client R Elliot Associates Ltd  
 Project Ebberston - ATC Survey Report  
 Location North of A1170  
 Site No. 1  
 Road Ebberston Lane  
 Start Date 30-Apr-13  
 Direction Southbound

### Volume Summary

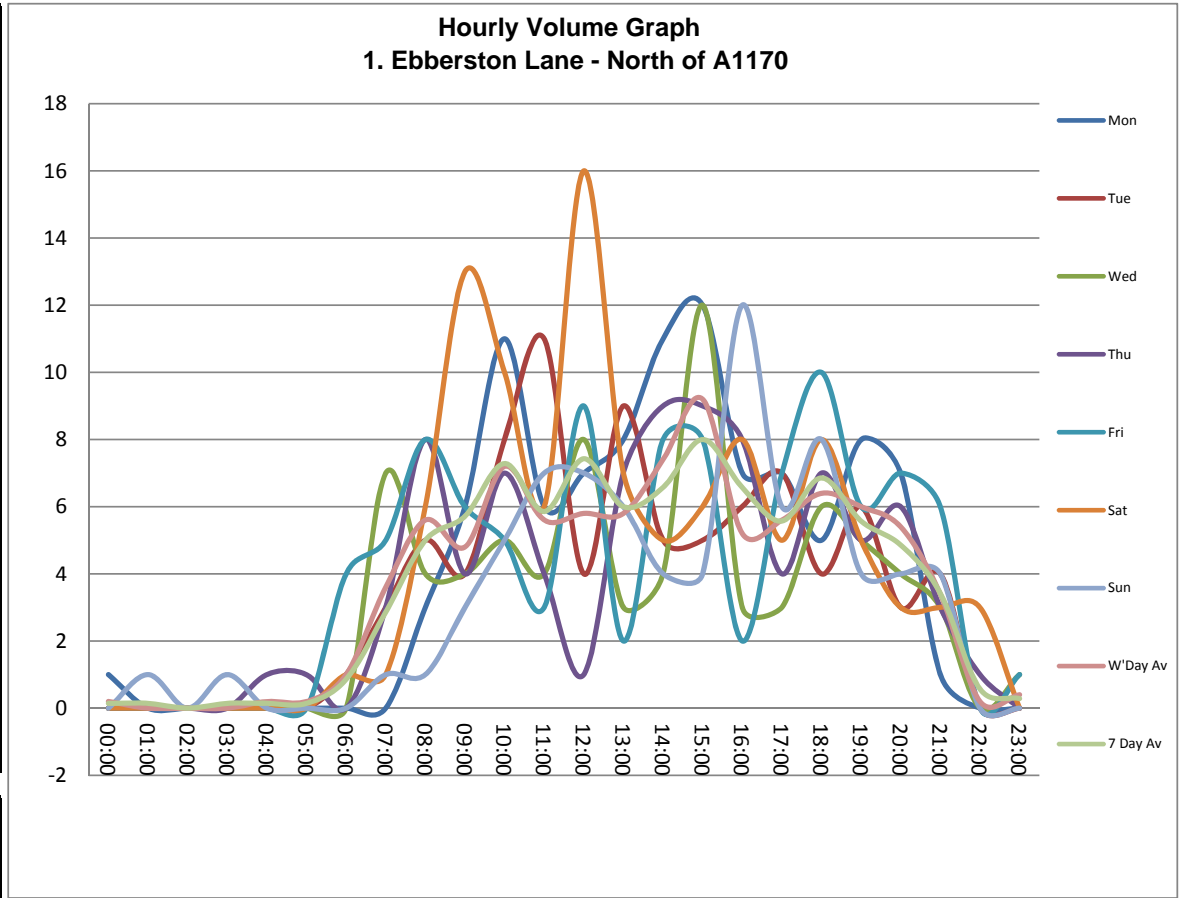
Average Weekday 89  
 7 Day Average 90

1. Ebberston Lane - North of A1170

Southbound

Time	Day of Week							Ave W'day	7 Day Ave
	Mon 06-May	Tue 30-Apr	Wed 01-May	Thu 02-May	Fri 03-May	Sat 04-May	Sun 05-May		
<b>AM Peak</b>	<b>11</b>	<b>11</b>	<b>7</b>	<b>8</b>	<b>8</b>	<b>13</b>	<b>7</b>		
<b>PM Peak</b>	<b>12</b>	<b>9</b>	<b>12</b>	<b>9</b>	<b>10</b>	<b>16</b>	<b>12</b>		
00:00	1	0	0	0	0	0	0	0	0
01:00	0	0	0	0	0	0	1	0	0
02:00	0	0	0	0	0	0	0	0	0
03:00	0	0	0	0	0	0	1	0	0
04:00	0	0	0	1	0	0	0	0	0
05:00	0	0	0	1	0	0	0	0	0
06:00	0	1	0	0	4	1	0	1	1
07:00	0	3	7	3	5	1	1	4	3
08:00	3	5	4	8	8	6	1	6	5
09:00	6	4	4	4	6	13	3	5	6
10:00	11	8	5	7	5	10	5	7	7
11:00	6	11	4	4	3	6	7	6	6
12:00	7	4	8	1	9	16	7	6	7
13:00	8	9	3	7	2	7	6	6	6
14:00	11	5	4	9	8	5	4	7	7
15:00	12	5	12	9	8	6	4	9	8
16:00	7	6	3	8	2	8	12	5	7
17:00	7	7	3	4	7	5	6	6	6
18:00	5	4	6	7	10	8	8	6	7
19:00	8	6	5	5	6	5	4	6	6
20:00	7	3	4	6	7	3	4	5	5
21:00	1	4	3	3	6	3	4	3	3
22:00	0	0	0	1	0	3	0	0	1
23:00	0	0	1	0	1	0	0	0	0
<b>Total</b>	<b>100</b>	<b>85</b>	<b>76</b>	<b>88</b>	<b>97</b>	<b>106</b>	<b>78</b>	<b>89</b>	<b>90</b>

0700-1900	83	71	63	71	73	91	64	72	74
0600-2200	99	85	75	85	96	103	76	88	88
0600-2400	99	85	76	86	97	106	76	89	89
0000-2400	100	85	76	88	97	106	78	89	90





Job Number 8859  
 Client R Elliot Associates Ltd  
 Project Ebberston - ATC Survey Report  
 Location North of A1170  
 Site No. 1  
 Road Ebberston Lane  
 Start Date 30-Apr-13  
 Direction Combined

### Volume Summary

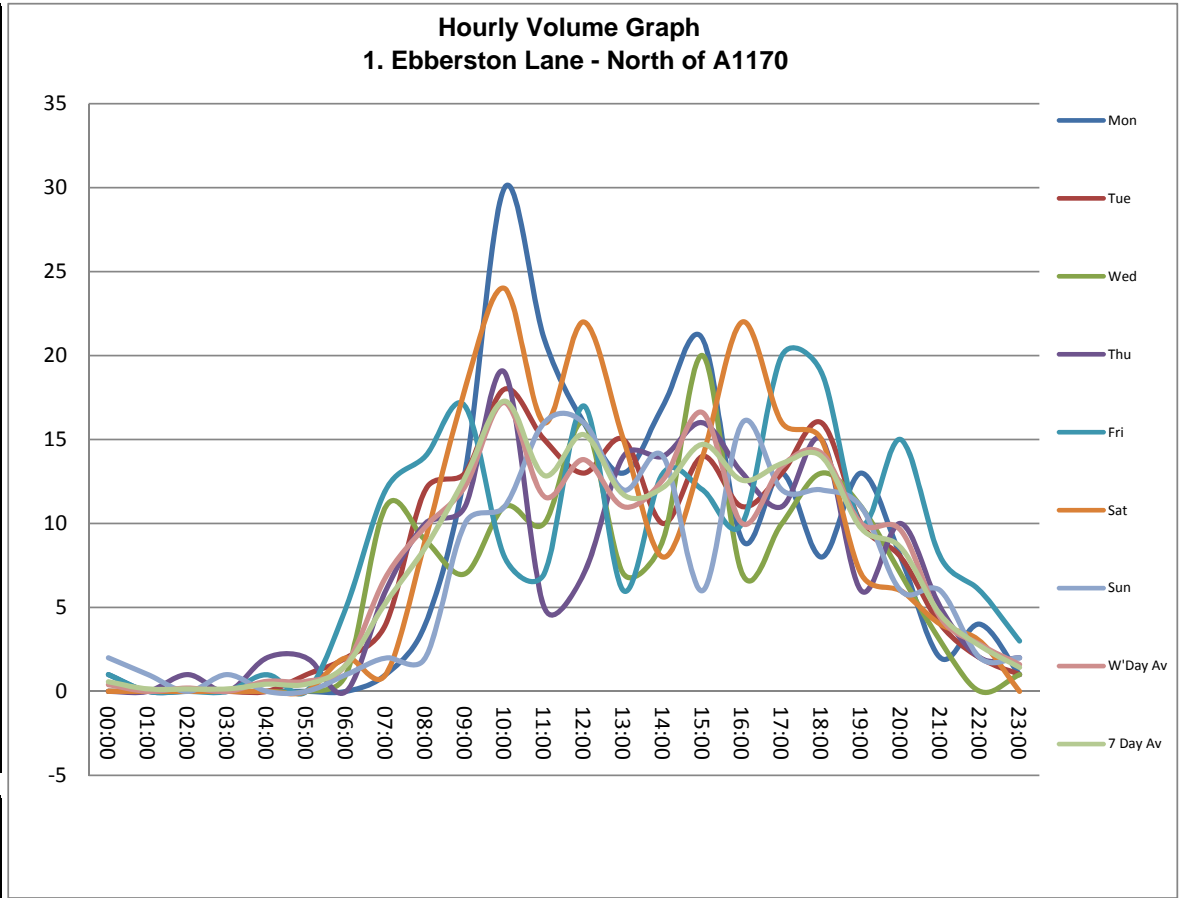
Average Weekday 181  
 7 Day Average 181

1. Ebberston Lane - North of A1170

▼ Combined ▼

Time	Day of Week							Ave W'day	7 Day Ave
	Mon 06-May	Tue 30-Apr	Wed 01-May	Thu 02-May	Fri 03-May	Sat 04-May	Sun 05-May		
<b>AM Peak</b>	<b>30</b>	<b>18</b>	<b>11</b>	<b>19</b>	<b>17</b>	<b>24</b>	<b>16</b>		
<b>PM Peak</b>	<b>21</b>	<b>16</b>	<b>20</b>	<b>16</b>	<b>20</b>	<b>22</b>	<b>16</b>		
00:00	1	0	0	0	1	0	2	0	1
01:00	0	0	0	0	0	0	1	0	0
02:00	0	0	0	1	0	0	0	0	0
03:00	0	0	0	0	0	0	1	0	0
04:00	0	0	0	2	1	0	0	1	0
05:00	0	1	0	2	0	0	0	1	0
06:00	0	2	1	0	5	2	1	2	2
07:00	1	4	11	6	12	1	2	7	5
08:00	4	12	9	10	14	9	2	10	9
09:00	13	13	7	11	17	18	10	12	13
10:00	30	18	11	19	8	24	11	17	17
11:00	21	15	10	5	7	16	16	12	13
12:00	16	13	16	7	17	22	16	14	15
13:00	13	15	7	14	6	15	12	11	12
14:00	17	10	9	14	13	8	14	13	12
15:00	21	14	20	16	12	14	6	17	15
16:00	9	11	7	13	10	22	16	10	13
17:00	13	13	10	11	20	16	12	13	14
18:00	8	16	13	15	19	15	12	14	14
19:00	13	10	11	6	10	7	11	10	10
20:00	8	8	7	10	15	6	6	10	9
21:00	2	4	3	5	8	4	6	4	5
22:00	4	2	0	2	6	3	2	3	3
23:00	1	1	1	2	3	0	2	2	1
<b>Total</b>	<b>195</b>	<b>182</b>	<b>153</b>	<b>171</b>	<b>204</b>	<b>202</b>	<b>161</b>	<b>181</b>	<b>181</b>

0700-1900	166	154	130	141	155	180	129	149	151
0600-2200	189	178	152	162	193	199	153	175	175
0600-2400	194	181	153	166	202	202	157	179	179
0000-2400	195	182	153	171	204	202	161	181	181





Job Number 8859  
 Client R Elliot Associates Ltd  
 Project Ebberston - ATC Survey Report  
 Location West of Main Stret  
 Site No. 2  
 Road A170  
 Start Date 30-Apr-13  
 Direction Eastbound

### Volume Summary

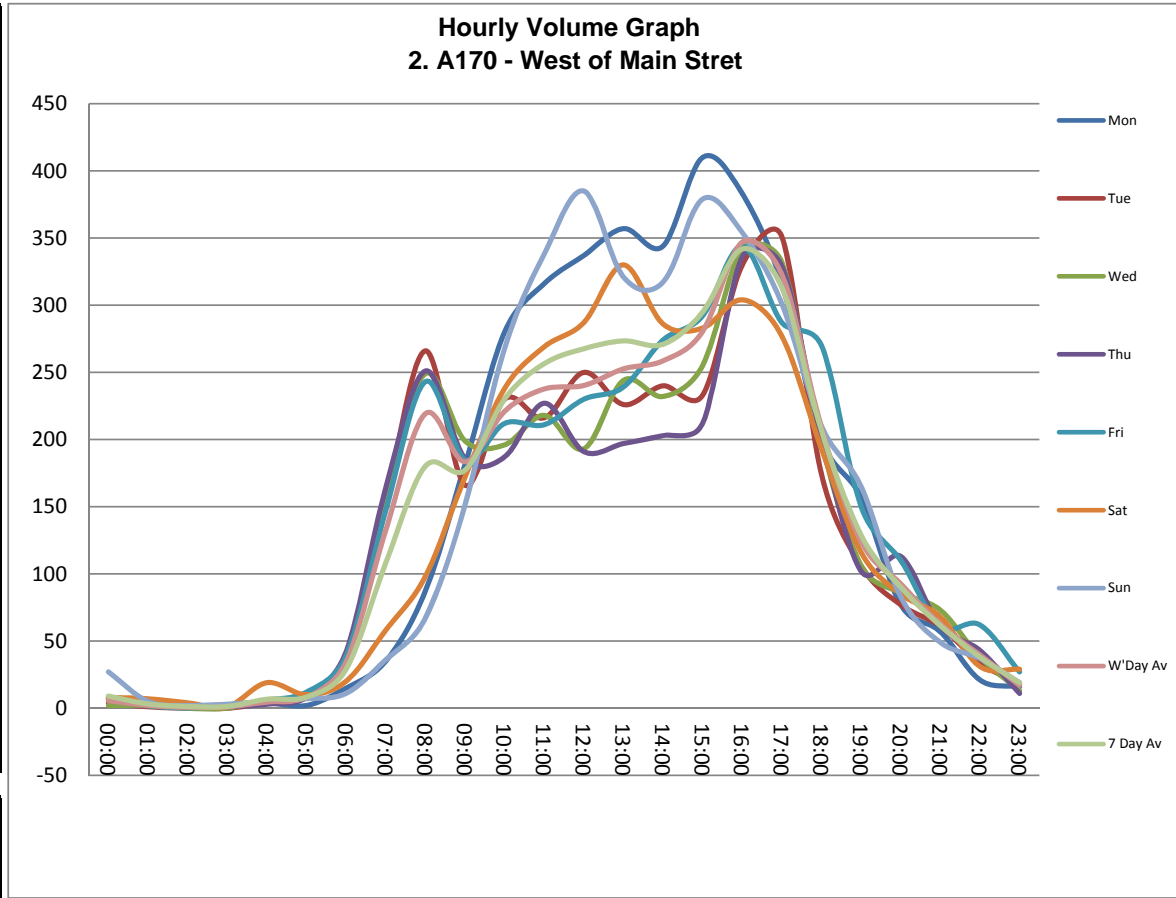
Average Weekday 3,296  
 7 Day Average 3,316

2. A170 - West of Main Stret

▼ Eastbound ▼

Time	Day of Week							Ave W'day	7 Day Ave
	Mon	Tue	Wed	Thu	Fri	Sat	Sun		
AM Peak	316	266	249	251	243	269	338		
PM Peak	410	351	342	336	344	330	385		
00:00	7	4	2	8	7	8	27	6	9
01:00	3	1	2	2	2	7	5	2	3
02:00	2	0	0	1	0	4	2	1	1
03:00	2	0	0	1	2	1	3	1	1
04:00	4	4	6	3	6	19	5	5	7
05:00	2	11	8	8	12	10	7	8	8
06:00	15	36	40	42	39	20	11	34	29
07:00	35	155	161	164	147	58	36	132	108
08:00	87	266	249	251	243	98	67	219	180
09:00	181	166	199	186	185	172	151	183	177
10:00	280	230	196	187	212	238	268	221	230
11:00	316	216	218	227	211	269	338	238	256
12:00	337	250	193	191	230	287	385	240	268
13:00	357	226	244	197	239	330	321	253	273
14:00	344	240	232	203	274	286	317	259	271
15:00	410	233	255	212	292	283	379	280	295
16:00	383	330	342	336	344	304	354	347	342
17:00	316	351	332	329	287	277	301	323	313
18:00	200	174	197	201	270	193	210	208	206
19:00	157	106	106	102	150	116	165	124	129
20:00	77	77	86	113	110	85	83	93	90
21:00	57	61	73	61	61	68	49	63	61
22:00	21	34	38	43	62	31	37	40	38
23:00	16	18	13	11	27	29	19	17	19
<b>Total</b>	<b>3609</b>	<b>3189</b>	<b>3192</b>	<b>3079</b>	<b>3412</b>	<b>3193</b>	<b>3540</b>	<b>3296</b>	<b>3316</b>

0700-1900	3246	2837	2818	2684	2934	2795	3127	2904	2920
0600-2200	3552	3117	3123	3002	3294	3084	3435	3218	3230
0600-2400	3589	3169	3174	3056	3383	3144	3491	3274	3287
0000-2400	3609	3189	3192	3079	3412	3193	3540	3296	3316





Job Number 8859  
 Client R Elliot Associates Ltd  
 Project Ebberston - ATC Survey Report  
 Location West of Main Stret  
 Site No. 2  
 Road A170  
 Start Date 30-Apr-13  
 Direction Westbound

### Volume Summary

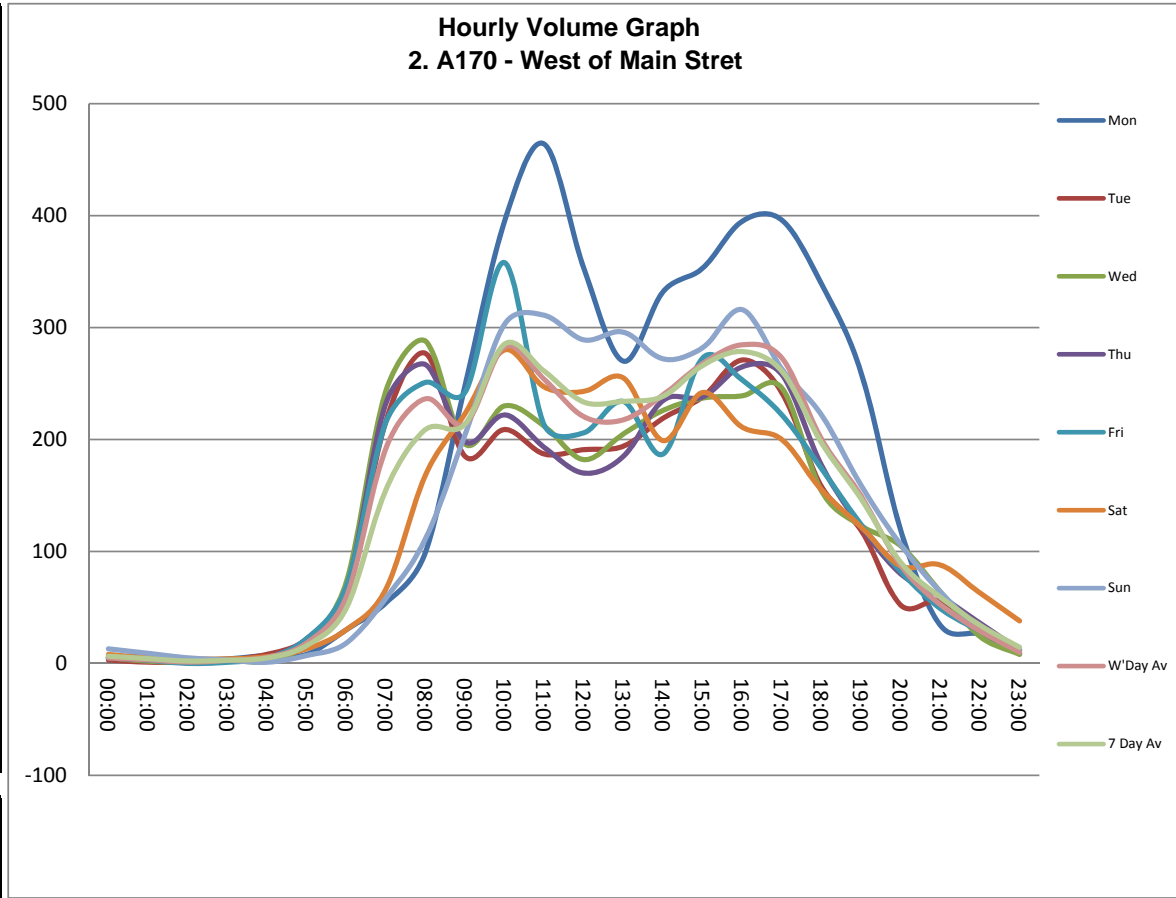
Average Weekday 3,305  
 7 Day Average 3,263

2. A170 - West of Main Stret

Westbound

Time	Day of Week							Ave W'day	7 Day Ave
	Mon	Tue	Wed	Thu	Fri	Sat	Sun		
AM Peak	464	277	288	267	358	280	311		
PM Peak	396	271	246	265	273	255	316		
00:00	5	3	5	5	6	8	13	5	6
01:00	7	1	2	3	3	5	9	3	4
02:00	3	1	1	1	0	4	5	1	2
03:00	4	3	3	2	1	4	3	3	3
04:00	7	8	2	5	5	6	1	5	5
05:00	8	21	18	22	22	13	7	18	16
06:00	30	59	72	65	68	30	18	59	49
07:00	54	216	243	232	215	66	58	192	155
08:00	99	277	288	267	251	168	111	236	209
09:00	248	185	196	198	242	223	204	214	214
10:00	395	209	230	222	358	280	303	283	285
11:00	464	187	212	193	213	247	311	254	261
12:00	353	191	182	170	206	243	289	220	233
13:00	270	194	205	185	234	255	296	218	234
14:00	332	219	226	235	187	199	272	240	239
15:00	353	238	237	238	273	242	282	268	266
16:00	395	271	239	265	253	211	316	285	279
17:00	396	242	246	258	222	200	263	273	261
18:00	339	158	154	177	174	155	222	200	197
19:00	260	119	123	122	124	122	159	150	147
20:00	119	52	105	80	82	87	106	88	90
21:00	34	56	64	60	49	88	64	53	59
22:00	26	30	24	36	29	63	31	29	34
23:00	9	9	8	12	12	38	13	10	14
<b>Total</b>	<b>4210</b>	<b>2949</b>	<b>3085</b>	<b>3053</b>	<b>3229</b>	<b>2957</b>	<b>3356</b>	<b>3305</b>	<b>3263</b>

0700-1900	3698	2587	2658	2640	2828	2489	2927	2882	2832
0600-2200	4141	2873	3022	2967	3151	2816	3274	3231	3178
0600-2400	4176	2912	3054	3015	3192	2917	3318	3270	3226
0000-2400	4210	2949	3085	3053	3229	2957	3356	3305	3263





Job Number 8859  
 Client R Elliot Associates Ltd  
 Project Ebberston - ATC Survey Report  
 Location West of Main Stret  
 Site No. 2  
 Road A170  
 Start Date 30-Apr-13  
 Direction Combined

### Volume Summary

Average Weekday 6,601  
 7 Day Average 6,579

2. A170 - West of Main Stret

▼ Combined ▼

Time	Day of Week							Ave W'day	7 Day Ave
	Mon 06-May	Tue 30-Apr	Wed 01-May	Thu 02-May	Fri 03-May	Sat 04-May	Sun 05-May		
AM Peak	780	543	537	518	570	518	649		
PM Peak	778	601	581	601	597	585	674		
00:00	12	7	7	13	13	16	40	10	15
01:00	10	2	4	5	5	12	14	5	7
02:00	5	1	1	2	0	8	7	2	3
03:00	6	3	3	3	3	5	6	4	4
04:00	11	12	8	8	11	25	6	10	12
05:00	10	32	26	30	34	23	14	26	24
06:00	45	95	112	107	107	50	29	93	78
07:00	89	371	404	396	362	124	94	324	263
08:00	186	543	537	518	494	266	178	456	389
09:00	429	351	395	384	427	395	355	397	391
10:00	675	439	426	409	570	518	571	504	515
11:00	780	403	430	420	424	516	649	491	517
12:00	690	441	375	361	436	530	674	461	501
13:00	627	420	449	382	473	585	617	470	508
14:00	676	459	458	438	461	485	589	498	509
15:00	763	471	492	450	565	525	661	548	561
16:00	778	601	581	601	597	515	670	632	620
17:00	712	593	578	587	509	477	564	596	574
18:00	539	332	351	378	444	348	432	409	403
19:00	417	225	229	224	274	238	324	274	276
20:00	196	129	191	193	192	172	189	180	180
21:00	91	117	137	121	110	156	113	115	121
22:00	47	64	62	79	91	94	68	69	72
23:00	25	27	21	23	39	67	32	27	33
<b>Total</b>	<b>7819</b>	<b>6138</b>	<b>6277</b>	<b>6132</b>	<b>6641</b>	<b>6150</b>	<b>6896</b>	<b>6601</b>	<b>6579</b>

0700-1900	6944	5424	5476	5324	5762	5284	6054	5786	5753
0600-2200	7693	5990	6145	5969	6445	5900	6709	6448	6407
0600-2400	7765	6081	6228	6071	6575	6061	6809	6544	6513
0000-2400	7819	6138	6277	6132	6641	6150	6896	6601	6579

