
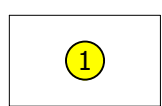
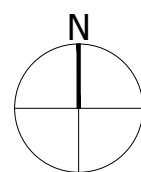


### LEGEND


 Application Site Boundary

 Cumulative Schemes  
 1. Ebbw Vale Moor Early Development Scheme (EDS)  
 2. York Potash



Project  
**Ebbw Vale South Well Site to  
 Knapton Gas Pipeline**  
 Drawing Title  
**Cumulative Schemes Plan**

Date	Scale	Drawn by	Check by
06.08.2014	1:100,000 @A3	ML	ED
Project No	Drawing No	Revision	
23428	E003	-	



Planning • Master Planning & Urban Design  
 Architecture • Landscape Planning & Design • Project Services  
 Environmental & Sustainability Assessment • Graphic Design

bartonwillmore.co.uk



## Figure 2.1