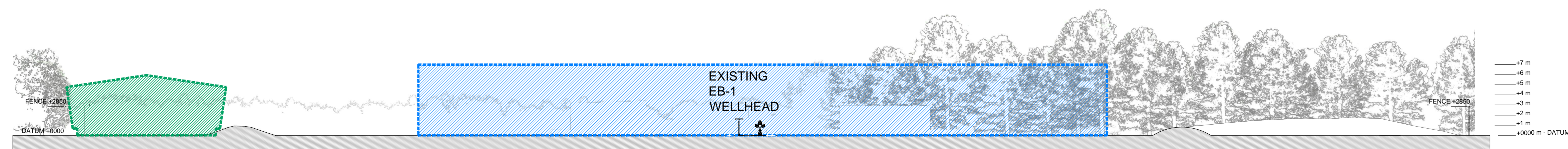
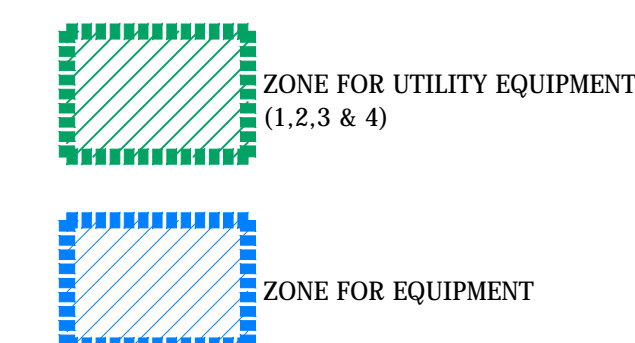
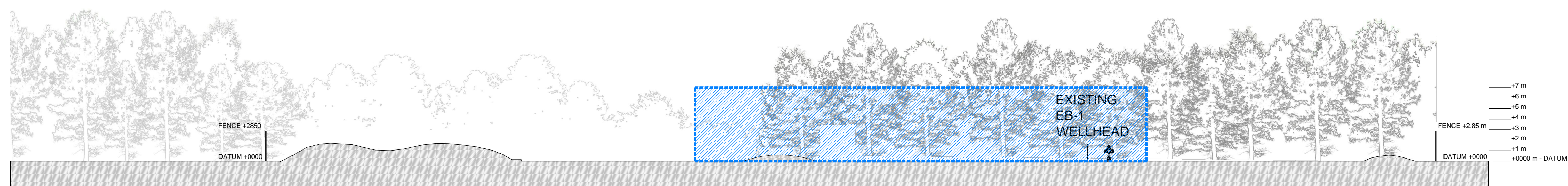


SITE SECTION AA




SITE SECTION BB

- 1 LOCAL EQUIPMENT ROOM
- 2 SATELLITE DISH
- 3 NITROGEN CYLINDERS
- 4 INSTRUMENT AIR COMPRESSOR
- 5 EB-1 WELLHEAD (Existing)
- 6 HYDRATE INHIBITOR PACKAGE
- 7 CORROSION / SCALE INHIBITOR PACKAGE
- 8 WELLHEAD WATER SEPARATOR
- 9 WATER PRODUCTION & RE-INJECTION WELL
- 10 12" GAS PIPELINE PIG LAUNCHER
- 11 CCTV TOWER
- 12 SURFACE WATER INTERCEPTOR PIT
- 13 DIESEL GENERATOR



SITE SECTION CC



SITE SECTION DD

Figure 3.8

Project
KGS GAS PIPELINE

Drawing Title
PROPOSED PARAMETER SECTIONS

Date	Scale	Drawn by	Check by
July 2014	1:250@A1	MD	RP
Project No	Drawing No	Revision	
23428	P_07	A	