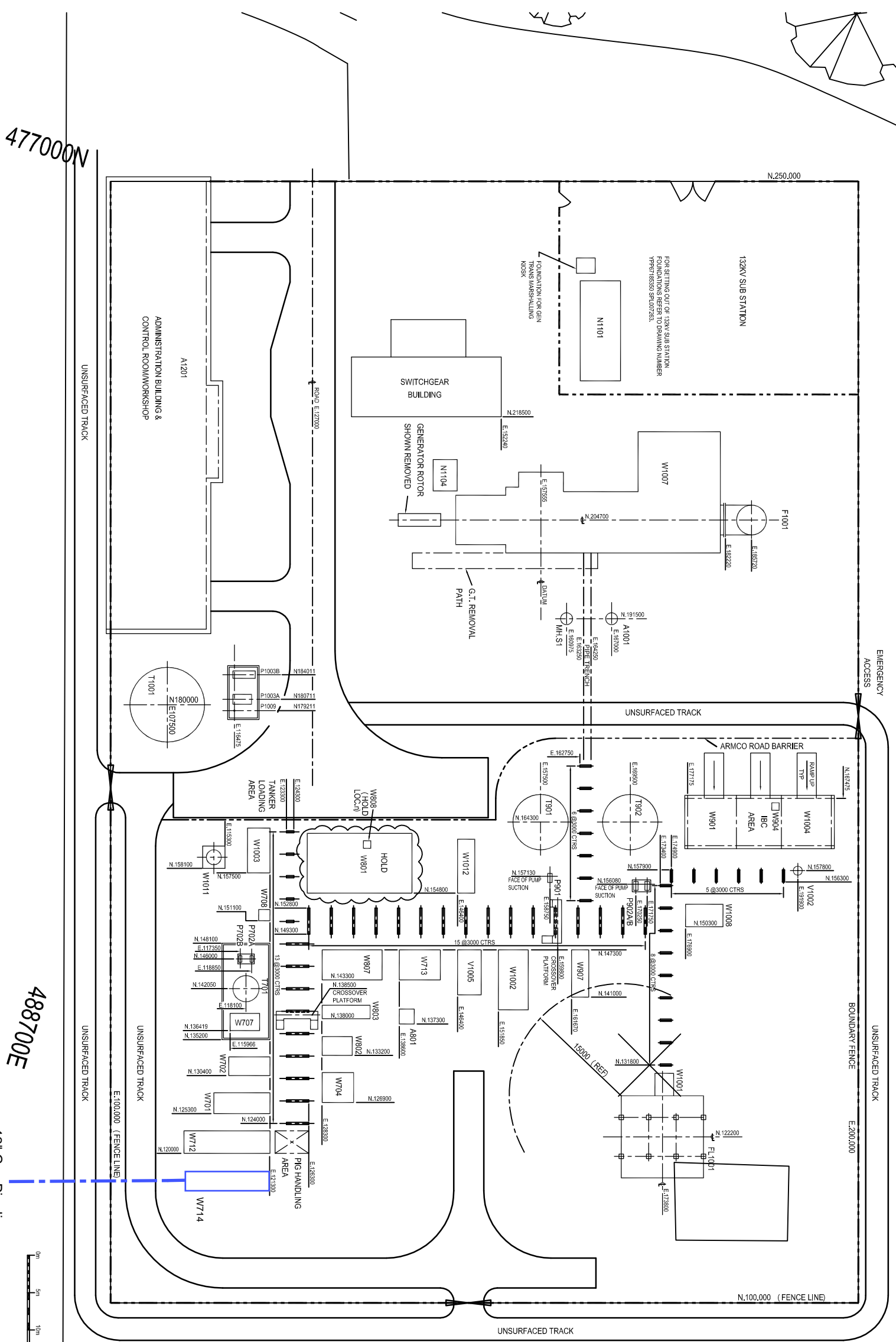
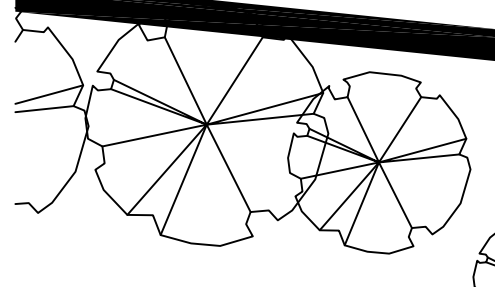
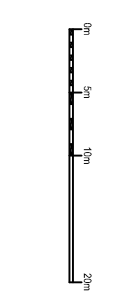


488800E

476900N



ITEM	DESCRIPTION
V701	SLUG CATCHER MODULE
W701	E701 GAS FEED HEATER MODULE
W702	V702 KNOCK OUT DRUM MODULE
W704	GLYCOL RECOVERY UNIT
W707	CORROSION INHIBITOR 'B' INJECTION PACKAGE
W708	V703 PIG RECEIVER MODULE
W712	SOUR LIQUID DISPOSAL MODULE P101M/B
W713	SULPHUR REMOVAL UNIT
W801	E802 TURBINE FUEL HEATER MODULE
W802	GAS METERING PACKAGE
W803	FILTER MODULE
W807	EYEWASH
W808	DEMINERALISED WATER UNIT
W901	EMERGENCY SHOWER & EYE WASH UNIT
W904	INJECTION WATER HEATER MODULE E901
W907	STAGING VALVE MODULE
W1001	V1003 & V1007 INCINERATOR KNOCK OUT DRUM MODULE
W1002	INERT GAS PACKAGE
W1003	INSTRUMENT AIR PACKAGE
W1004	GAS TURBINE GENERATOR PACKAGE
W1007	HEATING MEDIUM PACKAGE
W1008	OIL WATER SEPARATOR
W1011	PROPANE CYLINDER RACK & MANIFOLD
W1012	ANALYSER HOUSE
A801	TURBINE WASHINGS DRAIN SUMP
A1001	TURBINE EXHAUST STACK
F1001	GROUND INCINERATOR
FL1001	TURBINE OIL WATER DRAIN SUMP
MH.S1	GENERATOR EARTHING TRANSFORMER & RESISTOR
N1101	FIREWATER PUMPS
N1104	JOCKEY PUMP
P1003A/B	GLYCOL TRANSFER PUMPS
P1009	TOWNS WATER PUMP
P202A/B	DEMINERALISED WATER PUMPS
P901	FIREWATER TANK
T1001	GLYCOL STORAGE TANK
T901	TOWNS WATER TANK
T902	DEMINERALISED WATER TANK
V1005	INSTRUMENT AIR SURGE DRUM
V7005	VENT KNOCK OUT DRUM
W714	EM5 to KGS 12" GAS P/LG PIG RECEIVER MODULE



TITLE

EBBERSTON MOOR JOINT VENTURE
Eberston Moor South to Knaptton Pipeline
Knaptton Generating Station - Revised Plot Plan

Figure 3.5a

12" Gas Pipeline

DRAWING SCALE:
1:15000

CHECKED BY:

DRAWING BY: N.M.D'ARCY
 DATE: 14-MAY-14

DRAWING NUMBER:

EMJV-EMS-PL-DRG-003

REVISION

1

