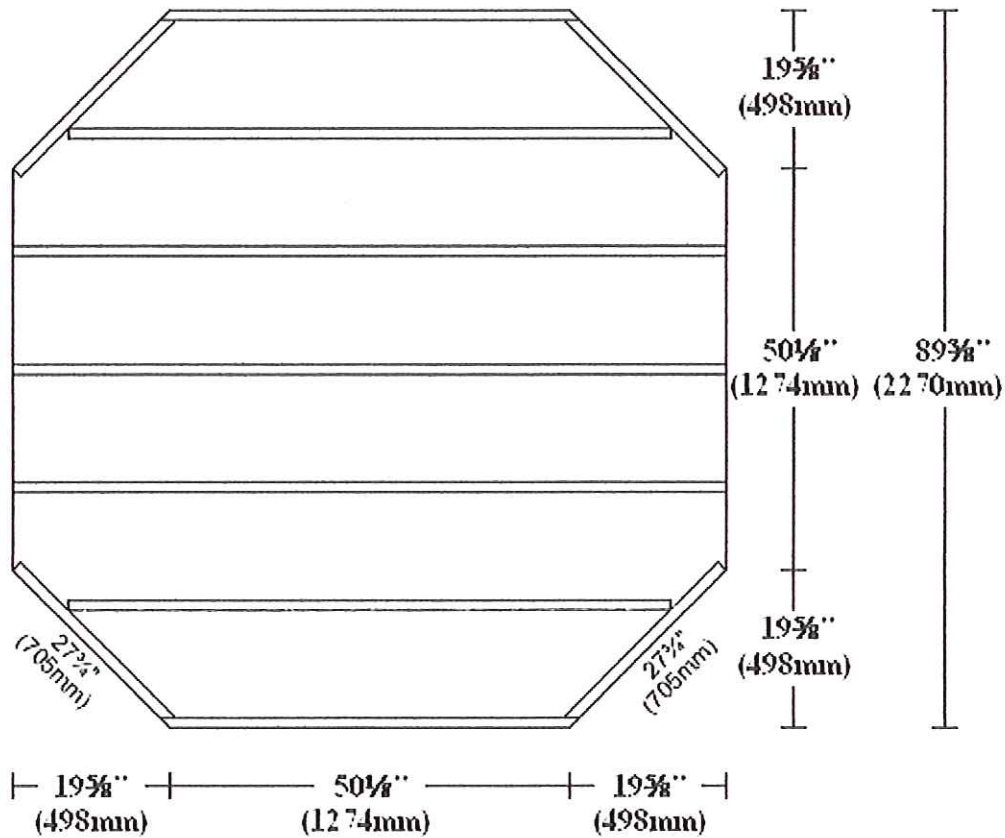




**IMPORTANT:** Please note that the Hopton requires a patio slab, concrete or timber decking foundation. It is essential that the base is completely level in all directions, otherwise windows and doors may not operate correctly. A minimum clearance of 2' (610mm) must be available ALL around the building for installation purposes.

NYMNDP  
- 4 AUG 2015

7' 7" x 7' 7" Hopton



NB:- Floor joists run side to side.



7'7" x 7'7" Hopton with  
Georgian windows and doors



# the Hopton


Elegant design to enhance any garden setting

The elegant and classically designed Hopton will complement and enhance any garden setting, made from Western Red Cedar which is renowned for its natural beauty and warmth. This beautiful garden room remains one of our favourites, available in six different sizes to accommodate varying sizes of garden. Its octagonal design allows it to fit well into numerous positions within your outside space. The perfect garden room to relax in on those long lazy summer days and evenings.

The Hopton range has a beautiful pressure treated cedar shingle roof. Windows and doors are fitted with clear single glazing, Georgian or leaded style windows and double glazing are available as optional upgrades. Solid brass window and door furniture are fitted as standard. The five largest sizes have double locking doors with a single in the smallest model. The Hopton range has varying quantities of opening and fixed windows dependent on size.




6' x 6' Hopton with Georgian windows and doors




7'7" x 7'7" Hopton with Georgian windows and doors



10' x 10' Hopton with double glazed square leaded windows and doors



8'5" x 6' Hopton with Georgian windows and doors



**Optional upgrades available on the Hopton include:**

**Georgian or leaded windows and doors:**  
Change the look of your building by upgrading to either Georgian or leaded style windows and doors.

**Double glazed windows and doors:**  
Add double glazing to your summerhouse where extra insulation is required and to reduce heat loss. Please note single glazed options have a curved top and double glazed have a straight top design (see photos within brochure for examples of this).

**Insulated walls, floor and roof:**  
Add ufoil to the roof, walls and floor to provide extra insulation and give the building a damp course membrane throughout.

**Laminate Floors:**  
Decorate the floor of your summerhouse with one of the many laminate floor choices available.

**Chrome window and door furniture:**  
As standard your building comes with brass window and door furniture, alternatively this can be upgraded and be chrome plated.

**Painted MDF lining:**  
Decorate the inside of your building by lining the walls and ceiling with a painted grooved pattern MDF finish.

**Coloured painted Finish:**  
A comprehensive paint system to both protect and decorate is available as an optional upgrade. We offer a wide range of colours to choose from.

AUG 2015  
- 4 AUG 2015